



US00D341667S

United States Patent [19]

Schultz et al.

[11] Patent Number: **Des. 341,667**

[45] Date of Patent: **** Nov. 23, 1993**

[54] **SIDING JOINT COVER**

[75] Inventors: **William J. Schultz**, St. Charles, Ill.;
Gregg A. Laurie, Zion Grove, Pa.;
Larry A. Demaree, Birmingham, Mich.

[73] Assignee: **Composite Products, Inc.**, Hazelton, Pa.

[**] Term: **14 Years**

[21] Appl. No.: **694,271**

[22] Filed: **Apr. 30, 1991**

[52] U.S. Cl. **D25/139**

[58] Field of Search **D25/58, 139;**
52/551-552, 489-490, 393-394, 398, 400, 412,
462, 520, 361, 478, 531

[56] **References Cited**

U.S. PATENT DOCUMENTS

1,356,930	10/1920	McCord, Jr.	52/394
1,865,401	6/1932	Shuman	52/394
2,109,447	2/1938	Sadtler	D25/139
3,195,701	7/1965	Brazelton	D25/58
3,320,709	5/1967	Schroter et al.	52/478
3,347,009	10/1967	Meddick	52/478

3,380,214	4/1968	Stevens	52/478
3,408,786	11/1968	Snyker	52/394
3,977,145	8/1976	Dobby et al.	52/531
4,356,673	11/1982	Bailey	52/531
4,700,522	10/1987	Simpson	52/478

Primary Examiner—A. Hugo Word

Assistant Examiner—Doris Clark

Attorney, Agent, or Firm—Edgar A. Zarins; Malcolm L. Sutherland

[57] **CLAIM**

The ornamental design for a siding joint cover, as shown and described.

DESCRIPTION

FIG. 1 is a perspective view of a siding joint cover showing our new design, the broken lines showing siding panels are for illustrative purposes only, and form no part of the claimed design;

FIG. 2 is a perspective view of the siding joint cover;

FIG. 3 is a rear elevational view thereof;

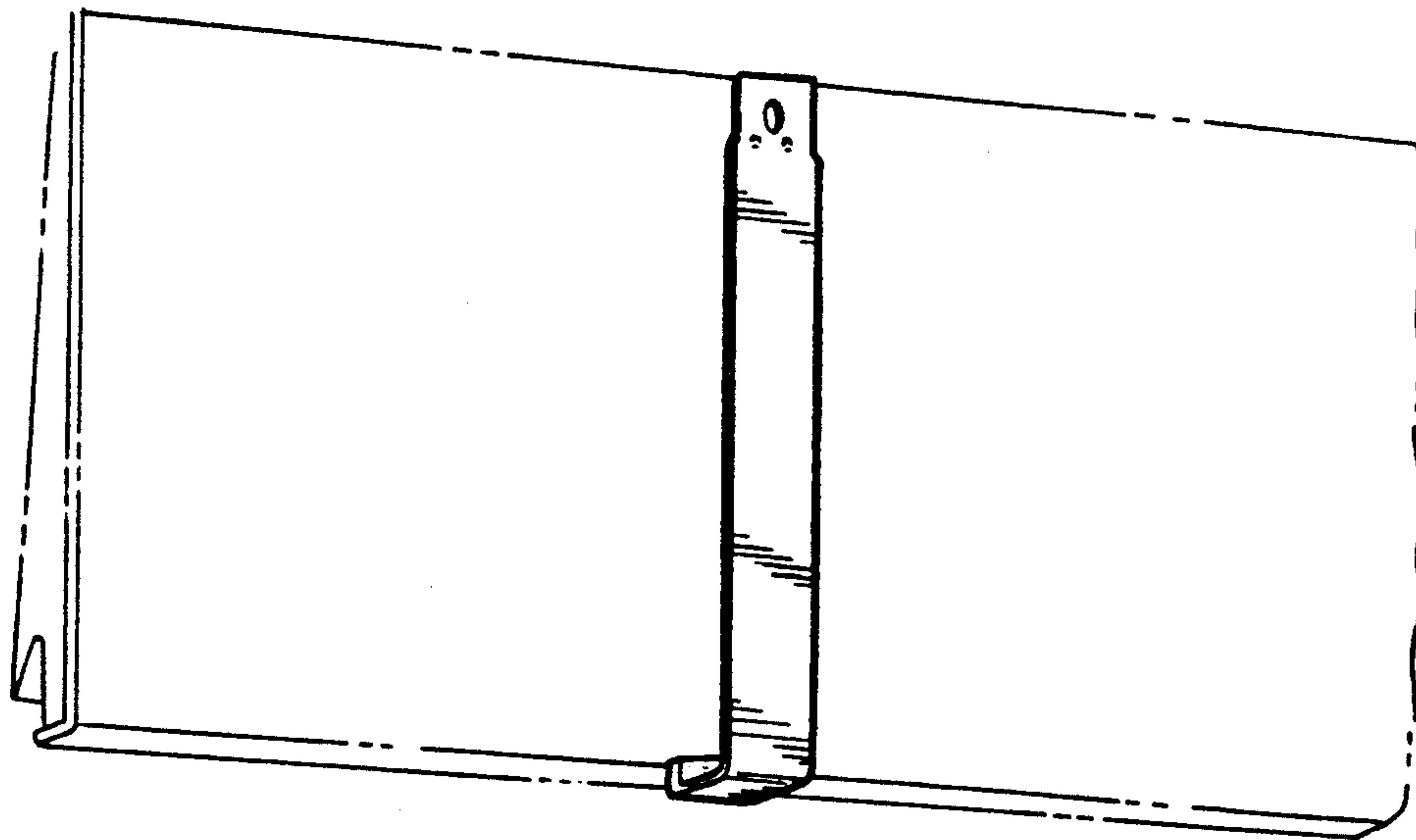
FIG. 4 is a right side elevational view thereof;

FIG. 5 is a front elevational view thereof;

FIG. 6 is a left side elevational view thereof;

FIG. 7 is a bottom plan view thereof; and,

FIG. 8 is a top plan view thereof.



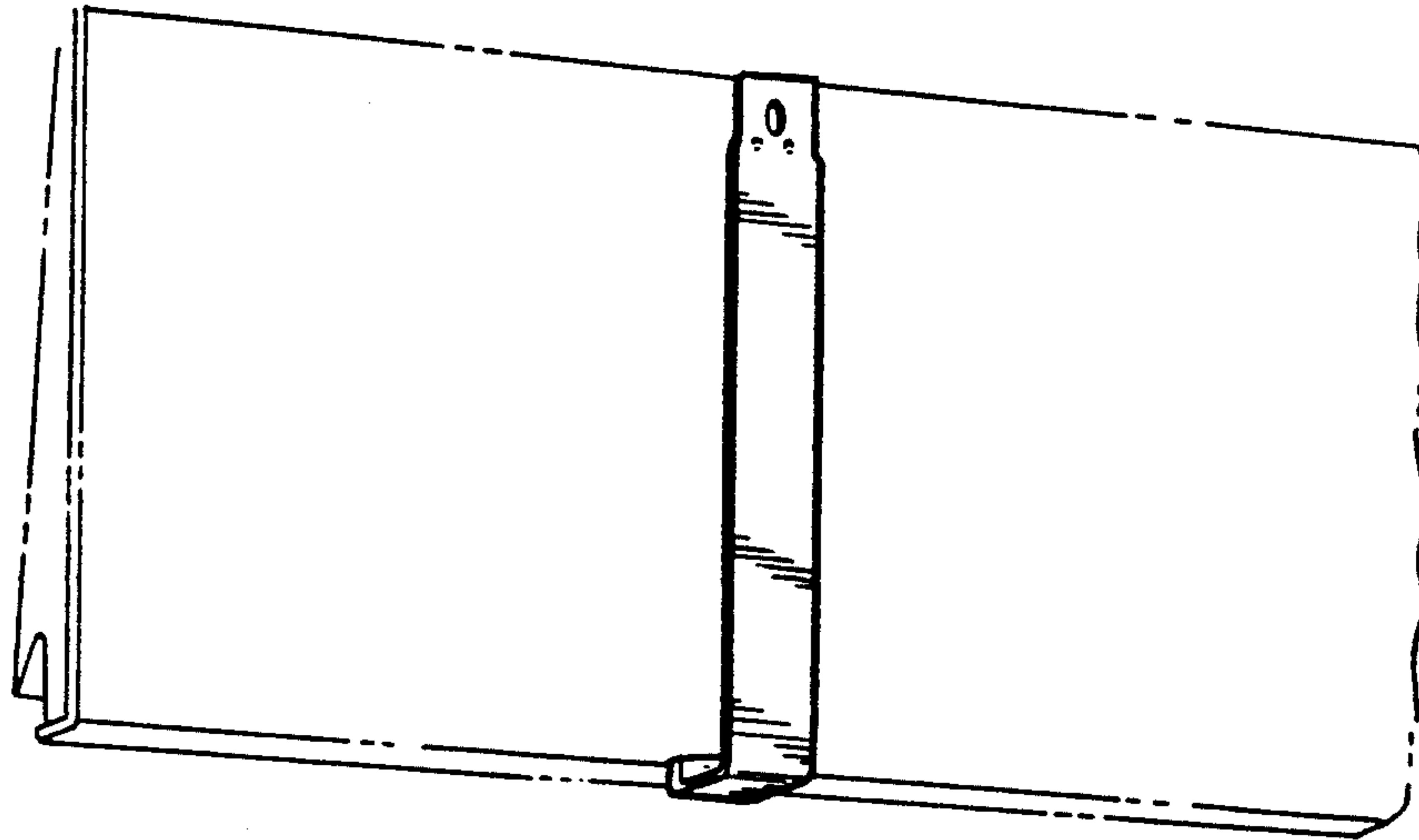


Fig-1

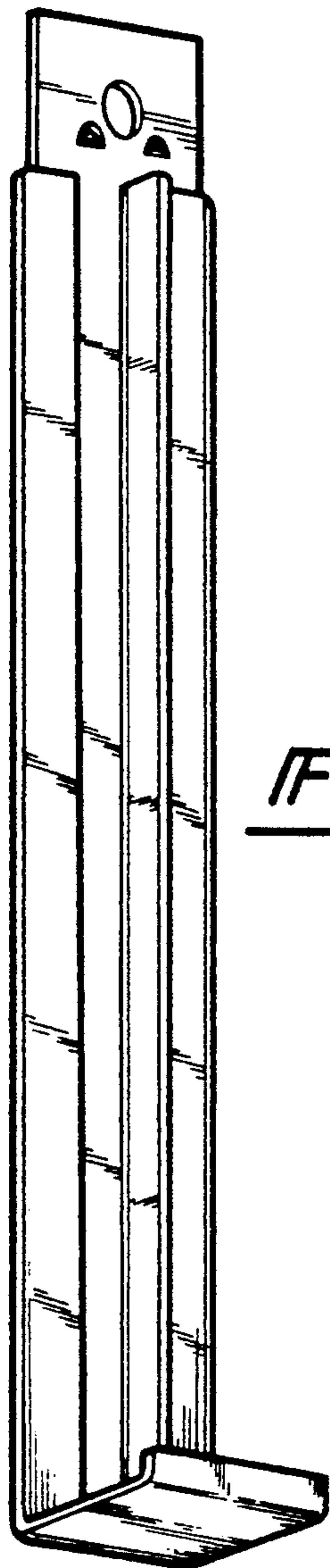


Fig-2

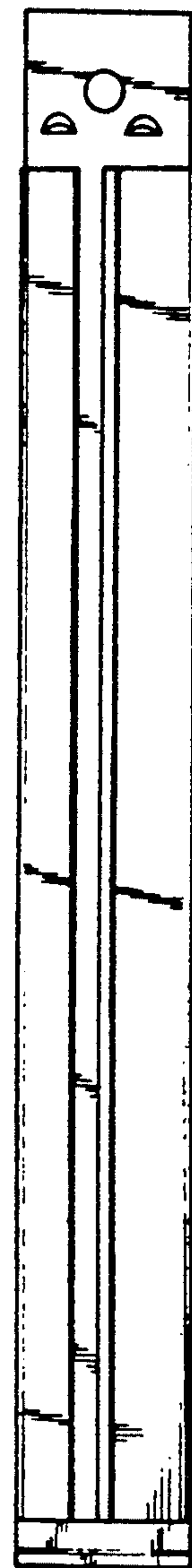


Fig-3




Fig-4




Fig-5




Fig-6



Fig-7




Fig-8