



US00D341609S

United States Patent [19]

[11] Patent Number: **Des. 341,609**

Lloyd

[45] Date of Patent: **** Nov. 23, 1993**

[54] **EYEGLOSS TEMPLE COVER**

4,729,650 3/1988 Jennings D16/102

[76] Inventor: **Steve Lloyd, 148 S. Anderson Ave., Los Angeles, Calif. 90033**

Primary Examiner—Bernard Ansher
Assistant Examiner—R. Barkai
Attorney, Agent, or Firm—Spensley Horn Jubas & Lubitz

[**] Term: **14 Years**

[21] Appl. No.: **839,493**

[57] **CLAIM**

[22] Filed: **Feb. 20, 1992**

The design for an eyeglass temple cover, design is substantially as shown.

[52] U.S. Cl. **D16/123**

[58] Field of Search D16/102-104, D16/112, 116-117, 119, 127; D14/205; 351/44, 51-52, 83, 105, 111, 116, 119, 123, 158; 381/25, 68, 68.5; D11/1, 2, 6, 11, 22

DESCRIPTION

[56] **References Cited**

U.S. PATENT DOCUMENTS

D. 163,142	5/1951	Sand	D11/22
D. 166,099	3/1952	Rodriguez	D11/22
D. 167,853	9/1952	Rodriguez	D11/22
D. 170,388	9/1953	Saccone	D11/22
D. 286,624	11/1986	Bulgari	D11/6
3,038,375	6/1962	Gansz	351/111

FIG. 1 is a front perspective view of an eyeglass temple cover showing my new design, the broken line showing of the eyeglass frame or temple in FIGS. 1-5 is for illustrative purposes only and forms no parts of the claimed design;

FIG. 2 shows a front view thereof;

FIG. 3 shows a back view thereof;

FIG. 4 is a right side view thereof, the side opposite being a mirror image; and,

FIG. 5 is a top plan view thereof, the side opposite being a mirror image.

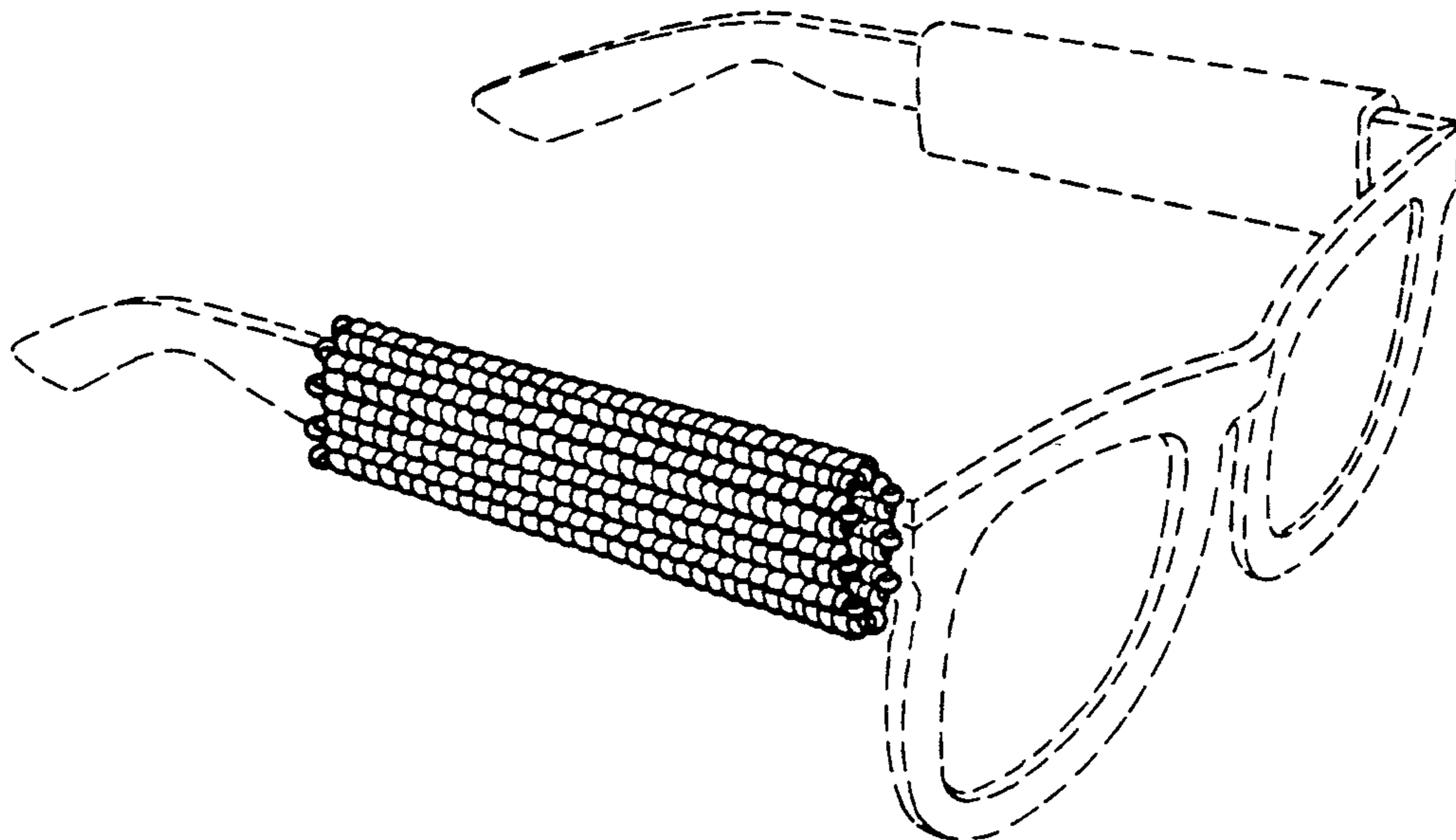


FIG. 1

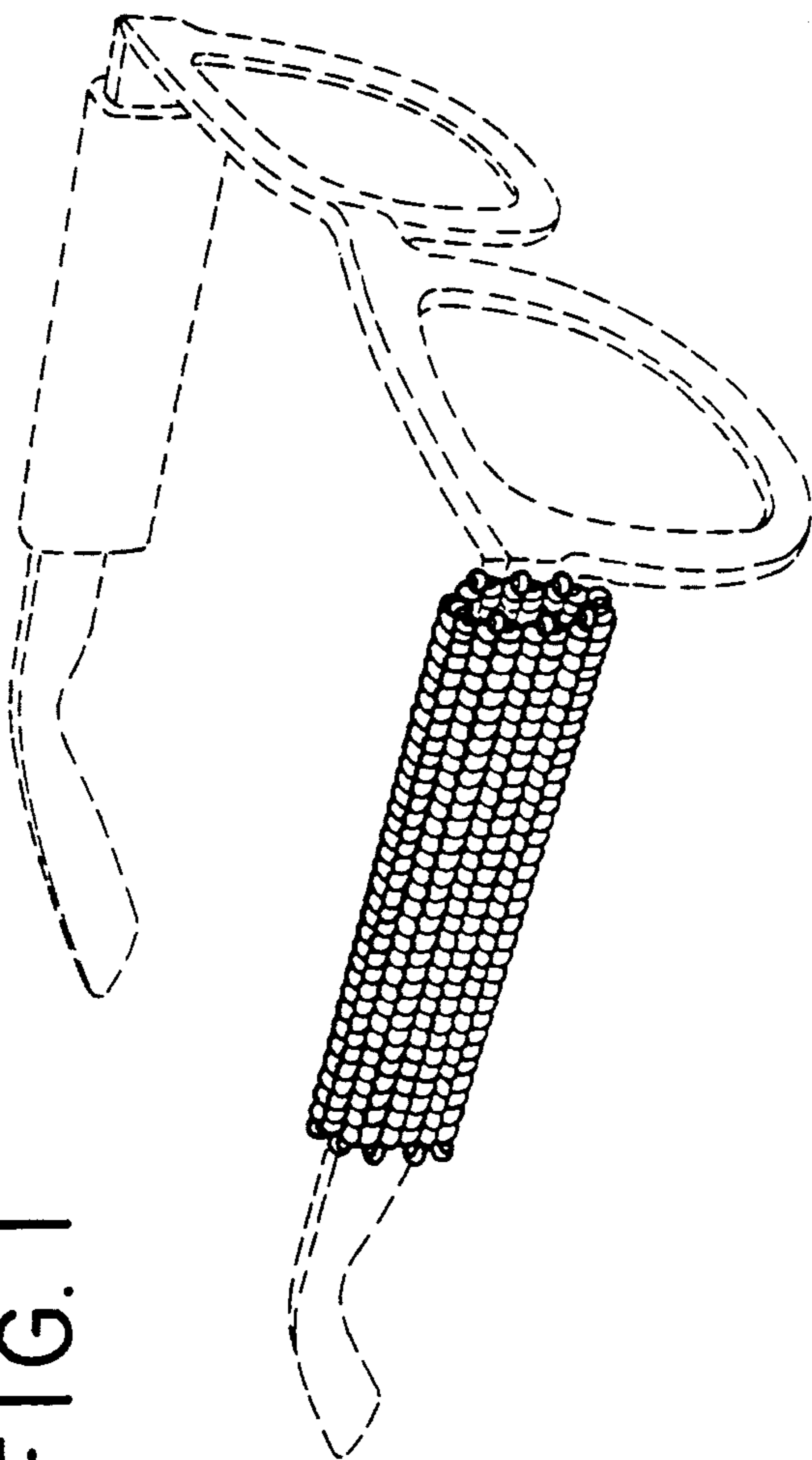


FIG. 2

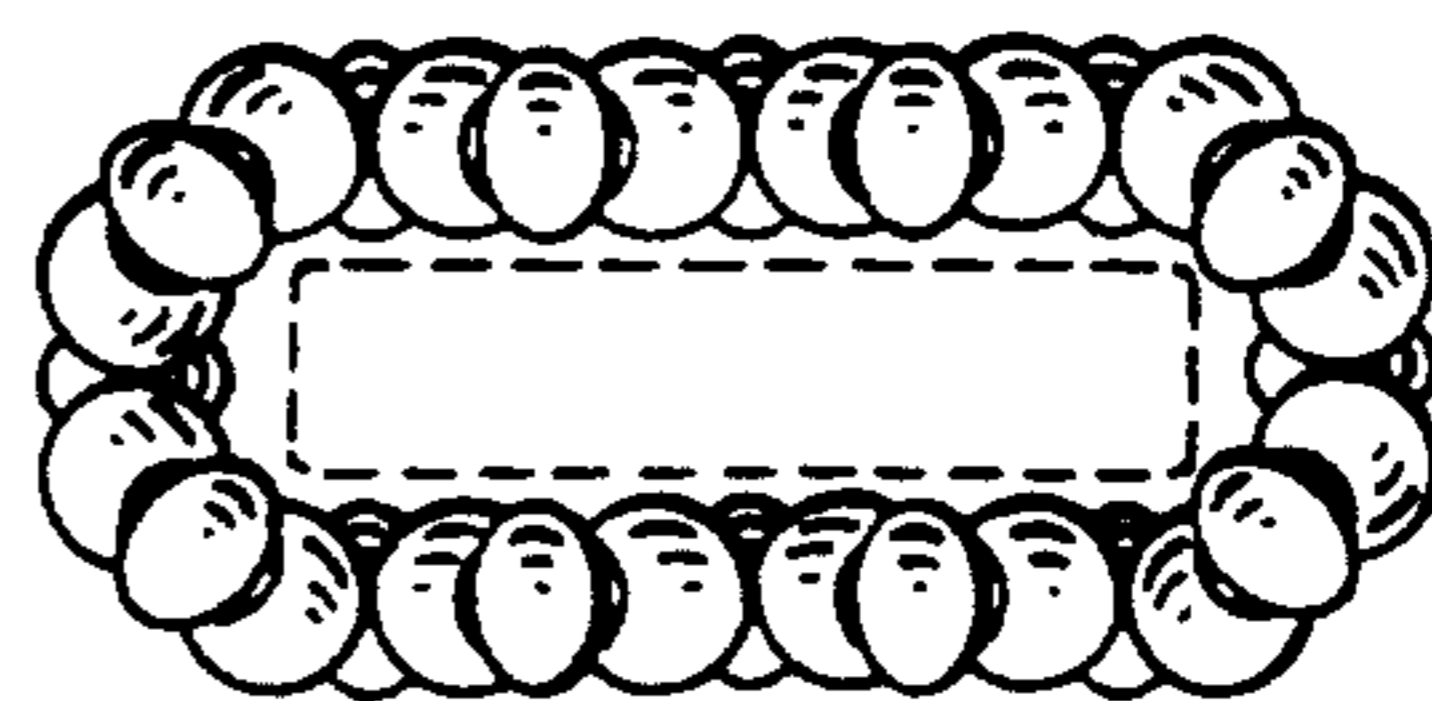


FIG. 3

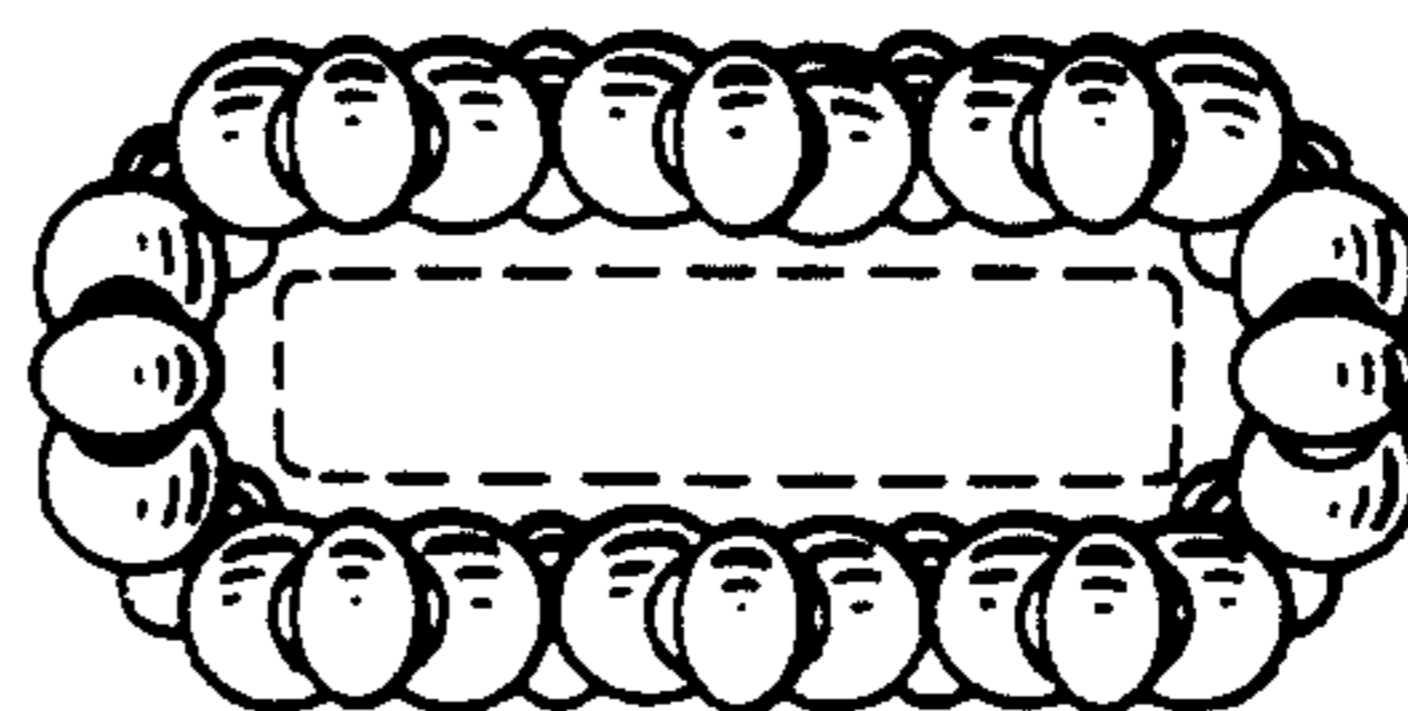


FIG. 4




FIG. 5

