



US00D341603S

# United States Patent [19]

[11] Patent Number: **Des. 341,603**

Zortman

[45] Date of Patent: **\*\* Nov. 23, 1993**

[54] **RELOADER DIE**

[76] Inventor: **Richard B. Zortman**, 1260 Oak St.,  
Ouray, Colo. 81427

[\*\*] Term: **14 Years**

[21] Appl. No.: **828,490**

[22] Filed: **Jan. 30, 1992**

[52] U.S. Cl. .... **D15/136**

[58] Field of Search ..... **D15/135-137;**  
**86/10-45**

[56] **References Cited**

**U.S. PATENT DOCUMENTS**

D. 26,076	9/1896	McKenney	.....	D15/136
D. 26,077	9/1896	McKenney	.....	D15/136
4,637,291	1/1987	Alexander	.....	86/28 X
4,869,148	9/1989	Tucker	.....	86/29 X
5,079,986	1/1992	Lee	.....	86/39

*Primary Examiner*—Nelson C. Holtje  
*Assistant Examiner*—Antoine D. Davis  
*Attorney, Agent, or Firm*—Donald W. Erickson

[57] **CLAIM**

The ornamental design for a reloader die, as shown and described.

**DESCRIPTION**

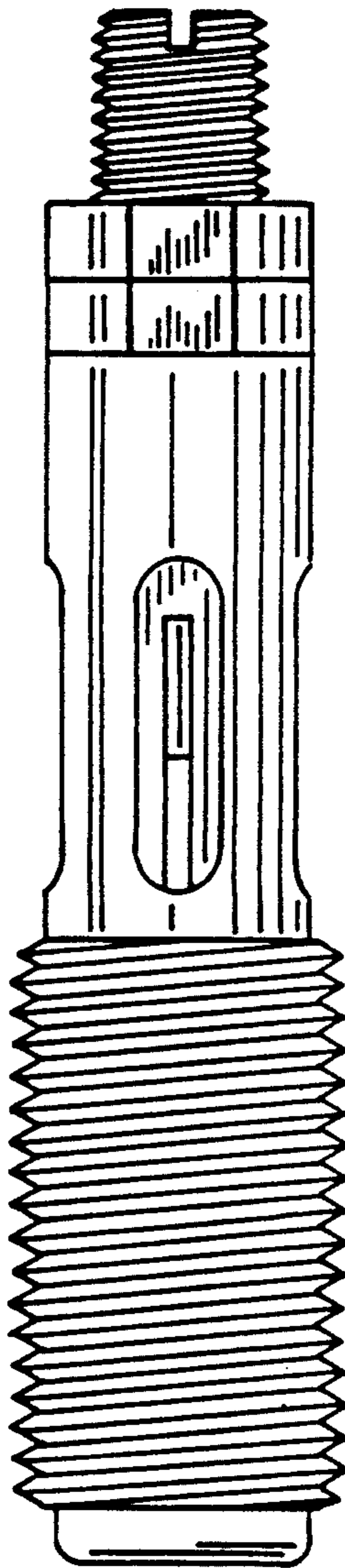
FIG. 1 is a front elevational view of my reloader die showing my new design;

FIG. 2 is a side elevational view thereof, reduced scale, the other sides being identical;

FIG. 3 is a top plan view thereof, reduced scale;

FIG. 4 is a bottom plan view thereof, reduced scale; and,

FIG. 5 is a front elevational view, all other sides being identical thereto, of a second embodiment of my new design.



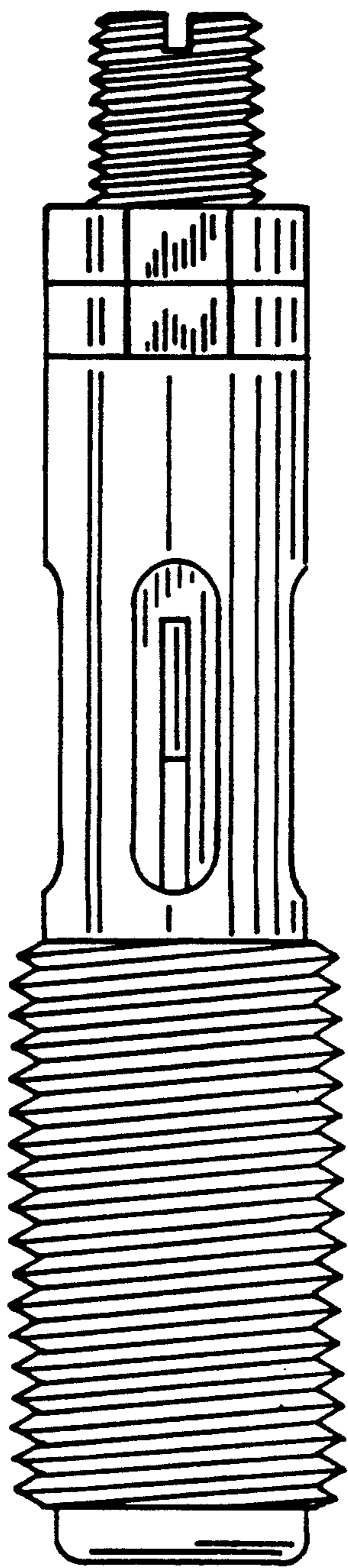


FIG. 1




FIG. 2




FIG. 3




FIG. 4

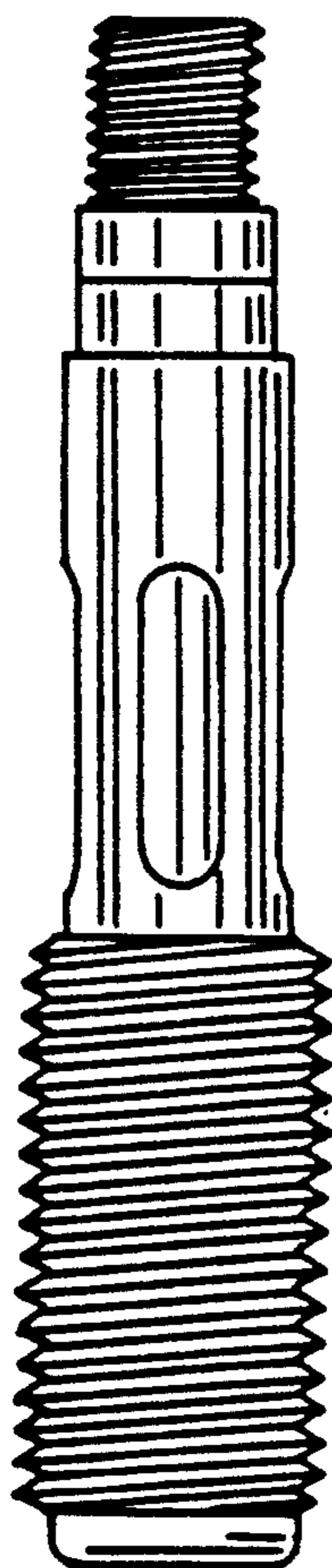


FIG. 5