



US00D341586S

# United States Patent [19]

[11] Patent Number: **Des. 341,586**

Alvarez-Ryan et al.

[45] Date of Patent: **\*\* Nov. 23, 1993**

[54] VIDEO TELEPHONE SET

[56]

### References Cited

#### U.S. PATENT DOCUMENTS

[75] Inventors: **Maria G. Alvarez-Ryan; Paul E. Crouch**, both of Freehold; **Pratod V. Kasbekar**, Belford; **Bernard T. Lee**, Tinton Falls, all of N.J.; **Jonathan A. Marks**, New York, N.Y.; **Thomas L. Stahly**, Howell, N.J.; **Gordon E. Sylvester**, Jamaica, N.Y.; **Alvin R. Tilley**, Red Bank, N.J.; **Michael P. Zambelli**, Livingston, N.J.

D. 277,957	3/1985	Read	.....	D14/130
D. 279,563	7/1985	Menei et al.	.....	D14/130
D. 283,890	5/1986	Britz et al.	.....	D14/146
D. 304,726	11/1989	Brooks et al.	.....	D14/142 X
D. 324,036	2/1992	Wakasa	.....	D14/144 X
D. 333,304	2/1993	Taniuchi et al.	.....	D14/101 X
4,720,849	1/1988	Tayama	.....	379/90

*Primary Examiner*—Alan P. Douglas  
*Assistant Examiner*—Jeffrey Asch  
*Attorney, Agent, or Firm*—Samuel R. Williamson

[73] Assignee: **AT&T Bell Laboratories**, Murray Hill, N.J.

[57]

### CLAIM

The ornamental design of a video telephone set, as shown and described.

[\*\*] Term: **14 Years**

### DESCRIPTION

[21] Appl. No.: **878,025**

FIG. 1 is a top, front and right side perspective view of a video telephone set showing our new design;  
FIG. 2 is a top, rear and left side perspective view thereof;  
FIG. 3 is a front elevation thereof;  
FIG. 4 is a rear elevation thereof;  
FIG. 5 is a side elevation thereof;  
FIG. 6 is a top plan view thereof; and,  
FIG. 7 is a bottom plan view thereof.

[22] Filed: **May 4, 1992**

[52] U.S. Cl. .... **D14/130**

[58] Field of Search ..... **D14/100, 101, 116, 124, D14/130, 140, 142, 125, 149-151, 240, 241, 146, 144; 379/90, 419, 420, 428, 440**




FIG. 1




FIG. 2

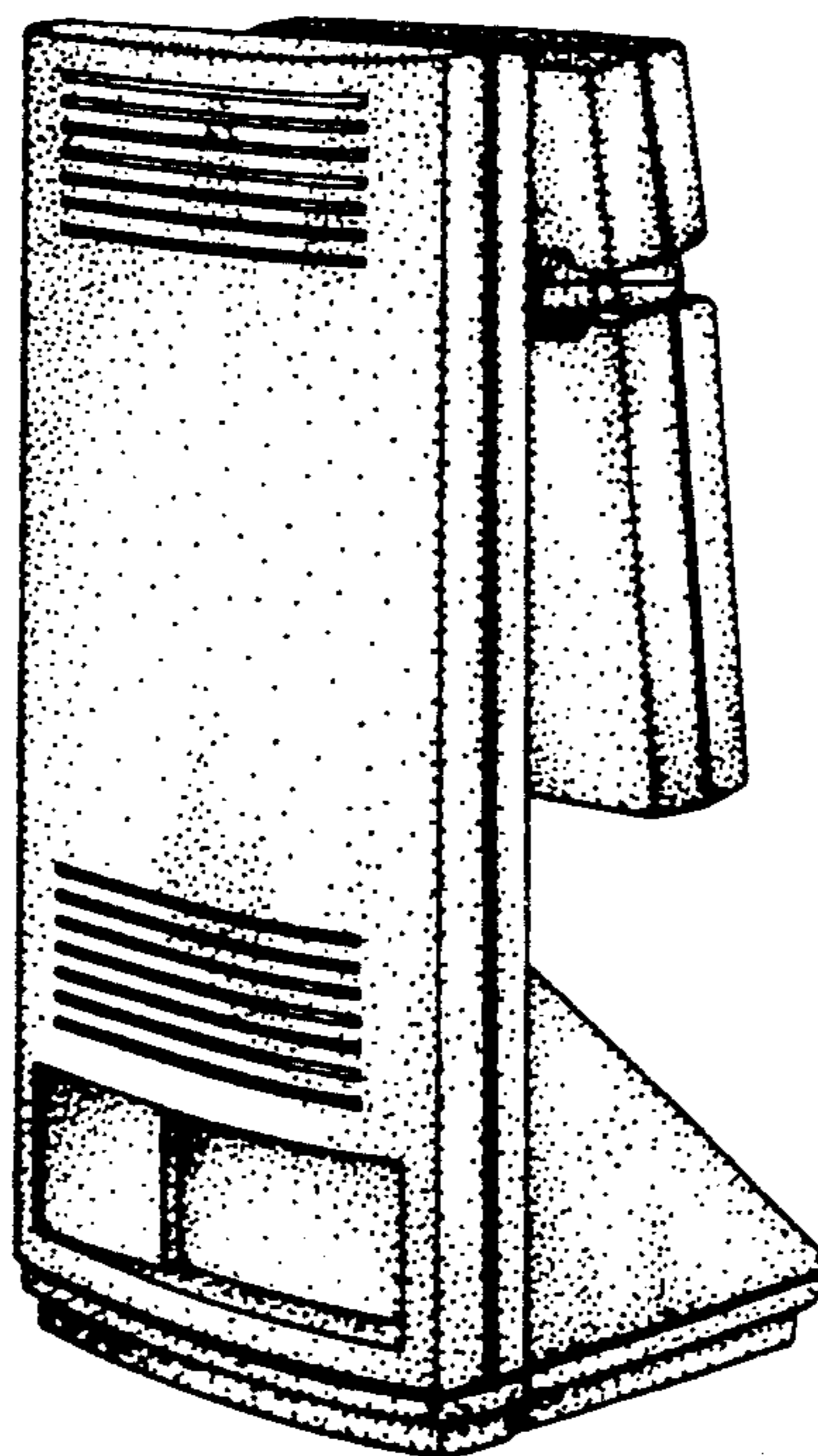


FIG. 3




FIG. 4




FIG. 5

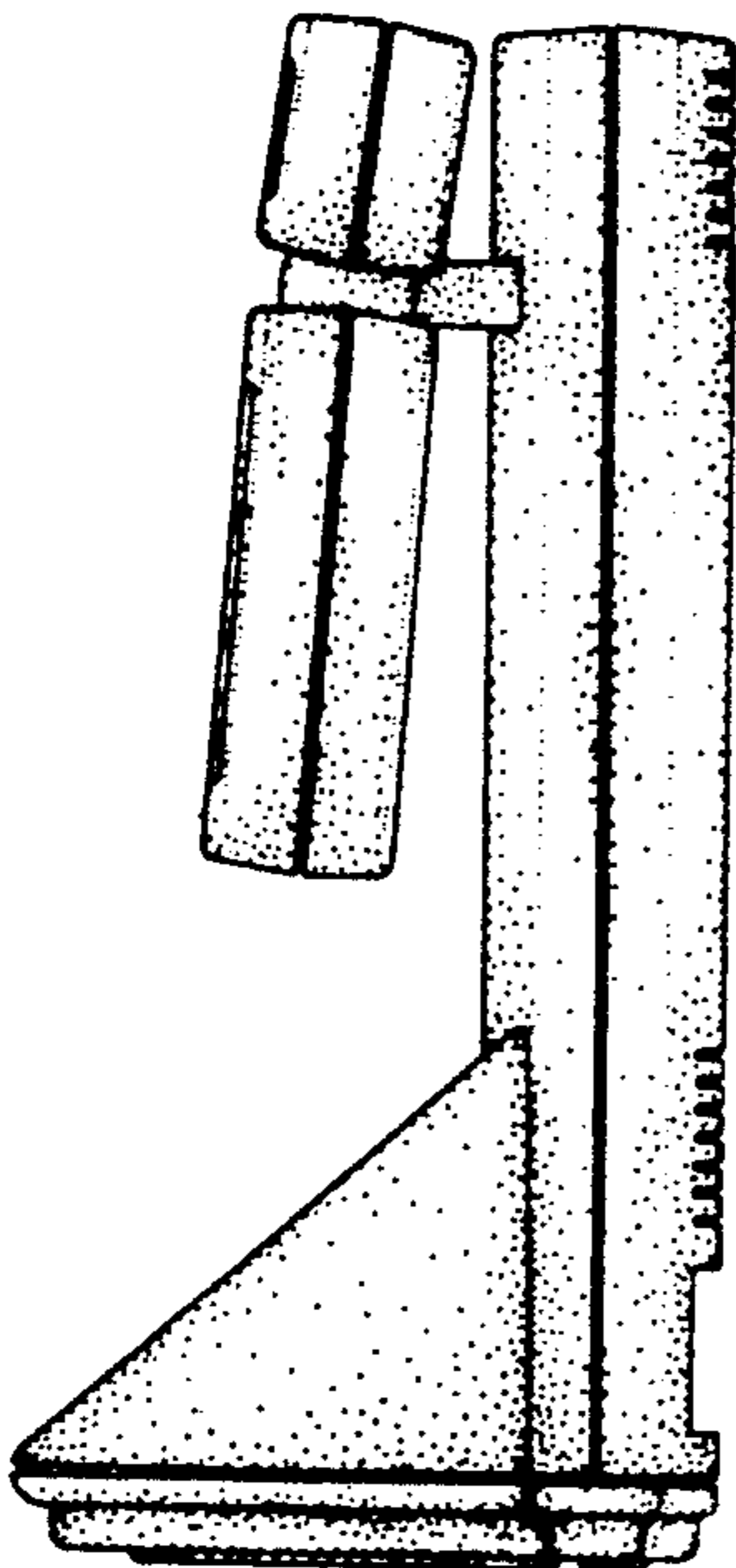


FIG. 6

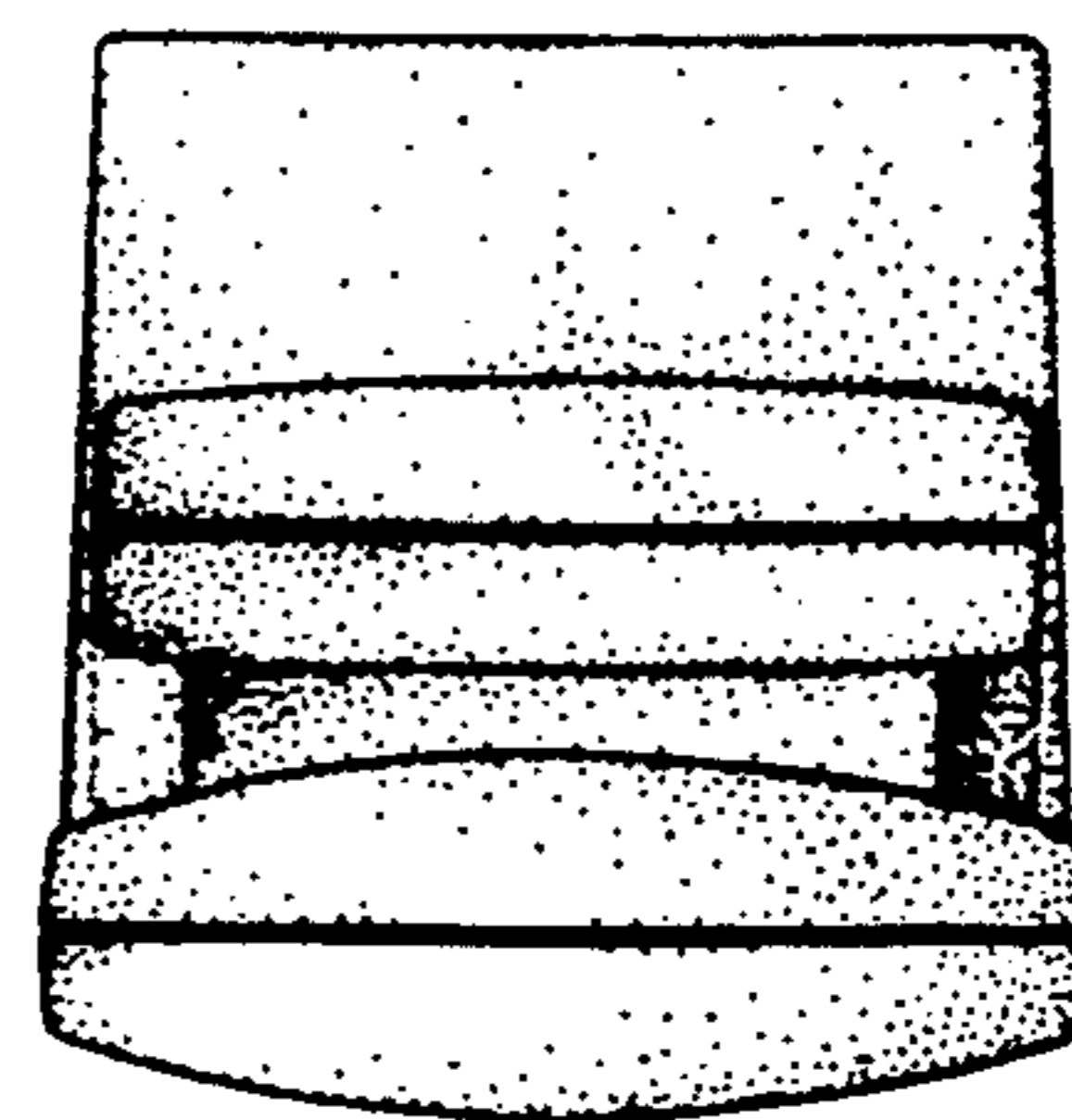


FIG. 7

