



US00D341585S

**United States Patent** [19]  
**Tu**

[11] **Patent Number: Des. 341,585**

[45] **Date of Patent: \*\* Nov. 23, 1993**

[54] **FACSIMILE**

D. 331,925 12/1992 Sawada et al. .... D14/118

[75] **Inventor: Chao Shin Tu, Taipei, Taiwan**

**OTHER PUBLICATIONS**

[73] **Assignee: Cal-Comp Electronics, Inc., Taipei, Taiwan**

Modern Office Technology, May 1987, p. BC 11, Starfax Model PF-11.

[\*\*] **Term: 14 Years**

*Primary Examiner*—Theodore M. Shooman  
*Attorney, Agent, or Firm*—Jacobson, Price, Holman & Stern

[21] **Appl. No.: 877,069**

[57] **CLAIM**

[22] **Filed: May 1, 1992**

The ornamental design for a facsimile, as shown.

[52] **U.S. Cl. .... D14/118**

[58] **Field of Search .... D14/118, 124, 299; D18/36, 37, 40; 358/400, 401**


**DESCRIPTION**

[56] **References Cited**

**U.S. PATENT DOCUMENTS**

D. 257,040	9/1980	Paterson	.....	D14/118
D. 295,750	5/1988	Imai	.....	D14/118
D. 313,988	1/1991	Watanabe	.....	D14/118
D. 316,254	4/1991	Sato	.....	D14/118

FIG. 1 is a right front perspective view of a facsimile showing my new design;  
FIG. 2 is a front elevational view thereof;  
FIG. 3 is a left side elevational view thereof;  
FIG. 4 is a top plan view thereof;  
FIG. 5 is a bottom plan view thereof;  
FIG. 6 is a rear elevational view thereof; and,  
FIG. 7 is a right side elevational view thereof.






FIG.1

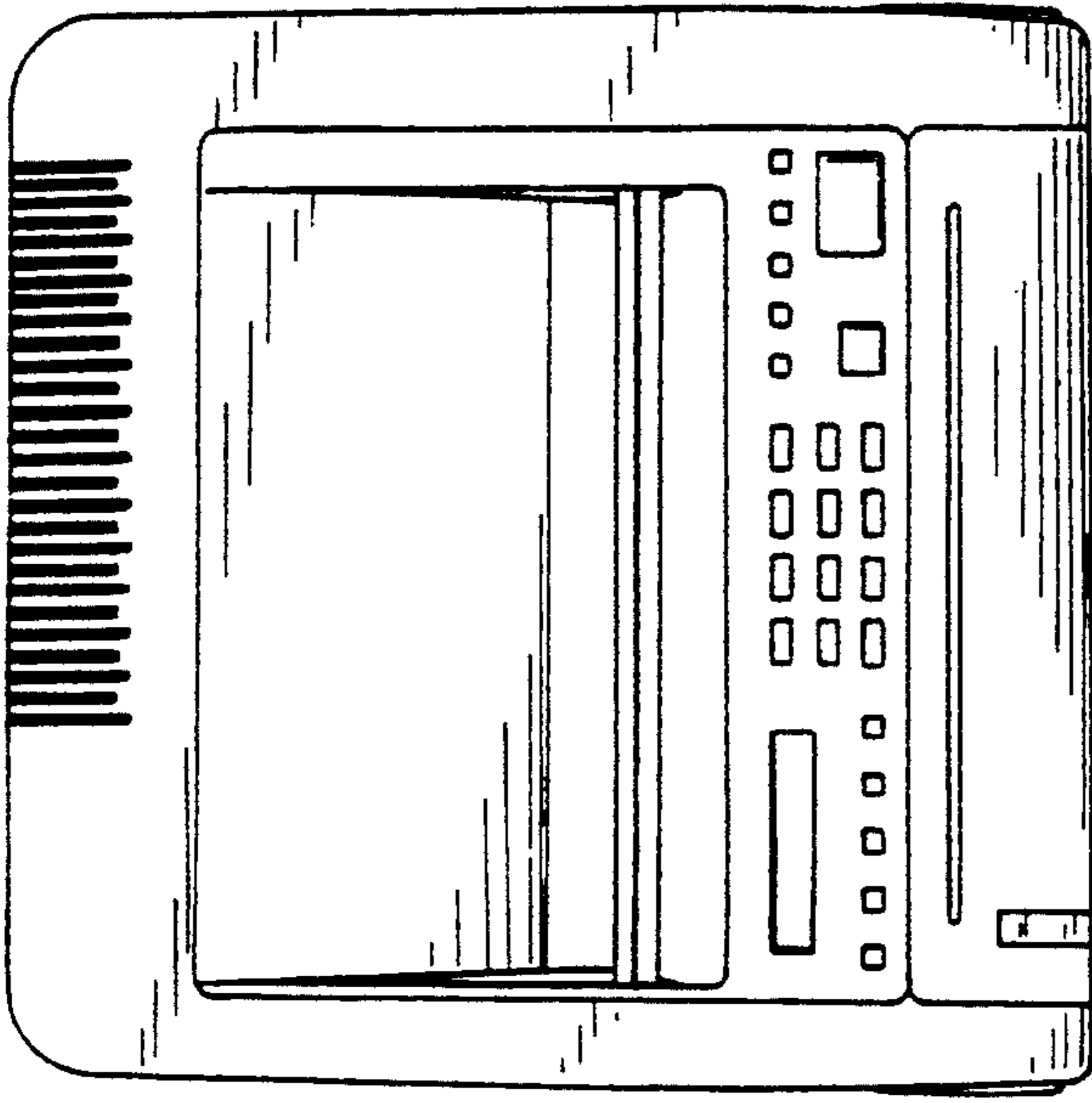


FIG. 4




FIG. 2

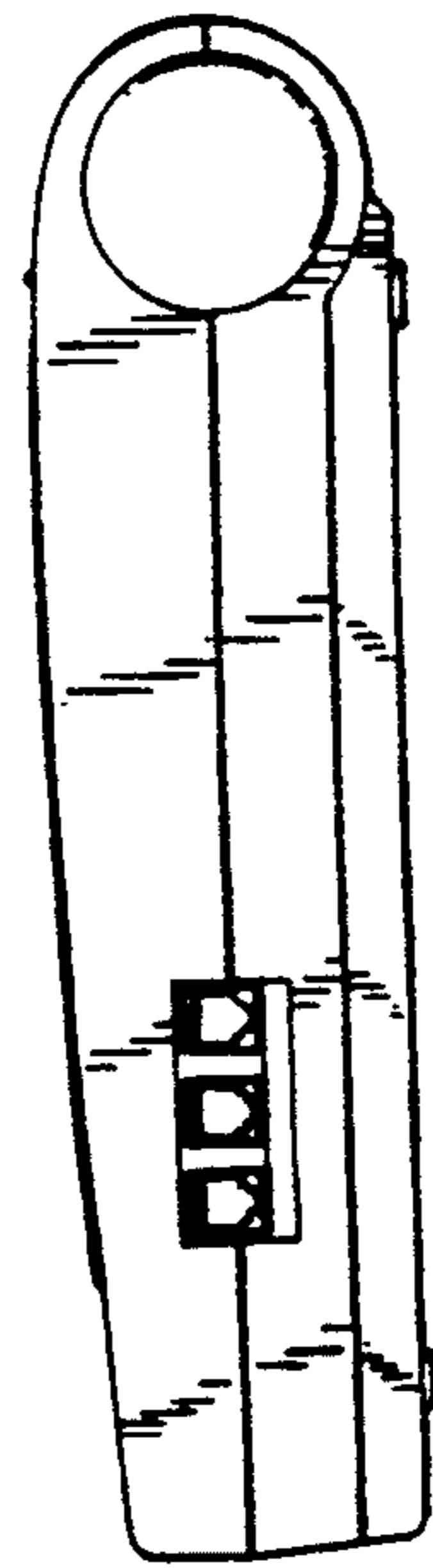


FIG. 3

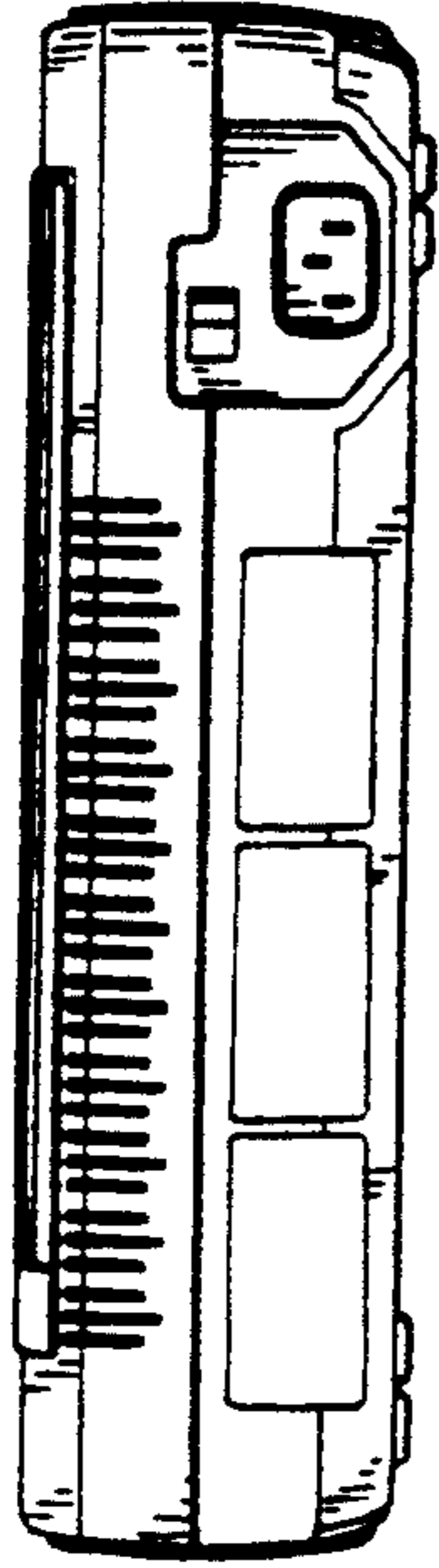


FIG. 6

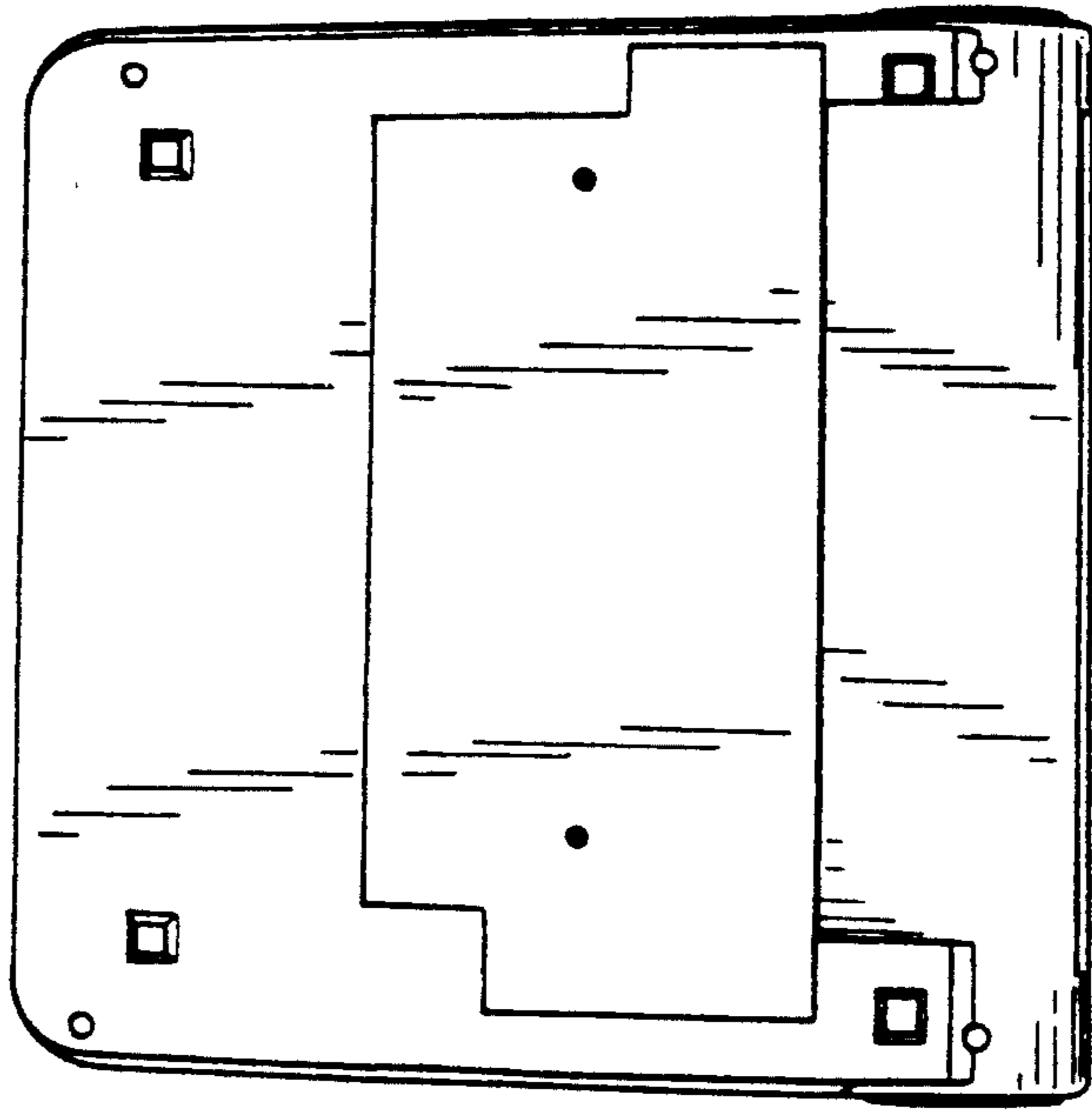


FIG. 5

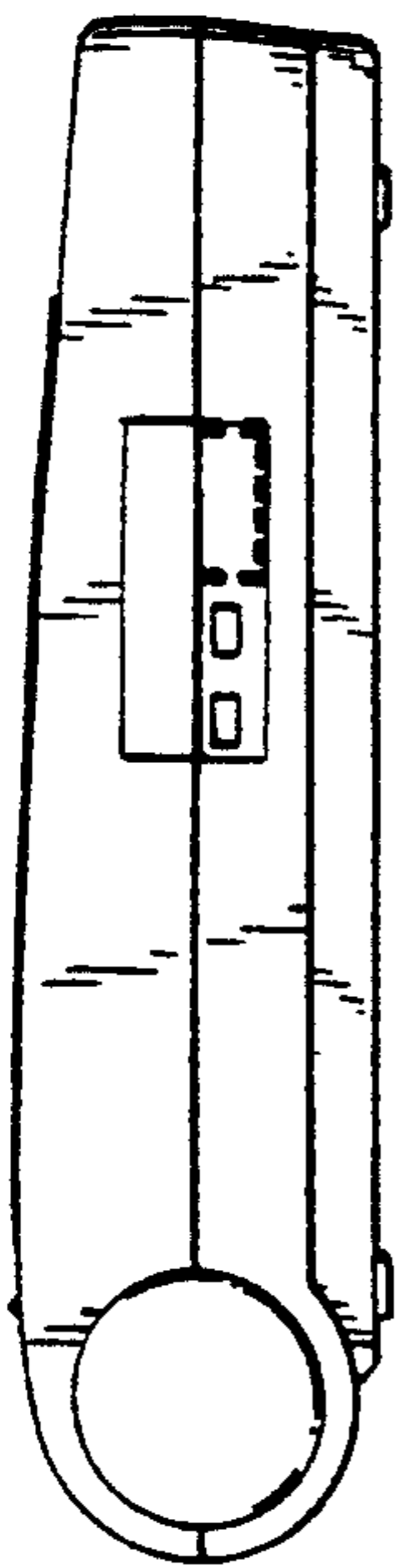


FIG. 7