



US00D341574S

# United States Patent [19]

Fiorella et al.

[11] Patent Number: **Des. 341,574**

[45] Date of Patent: **\*\* Nov. 23, 1993**

[54] **COMPUTER HOUSING**

[75] Inventors: **Charles Fiorella, Sunnyvale; David Willheim, Los Gatos, both of Calif.**

[73] Assignee: **Silicon Graphics, Inc., Mountain View, Calif.**

[\*\*] Term: **14 Years**

[21] Appl. No.: **733,393**

[22] Filed: **Jul. 22, 1991**

[52] U.S. Cl. .... **D14/102**

[58] Field of Search ..... **D14/100, 102, 108, 109; D13/162, 184, 199; 312/138.1, 208.1-208.3; 360/99.12; 361/390-395**

[56] **References Cited**

**U.S. PATENT DOCUMENTS**

- D. 308,670 6/1990 Hanson et al. .... D14/102
- D. 309,894 8/1990 Cesarczyk et al. .... D14/100

- D. 313,227 12/1990 Rabbat et al. .... D14/102
- D. 323,822 2/1992 Fujihara et al. .... D14/102 X
- D. 328,286 7/1992 Johnson et al. .... D14/102

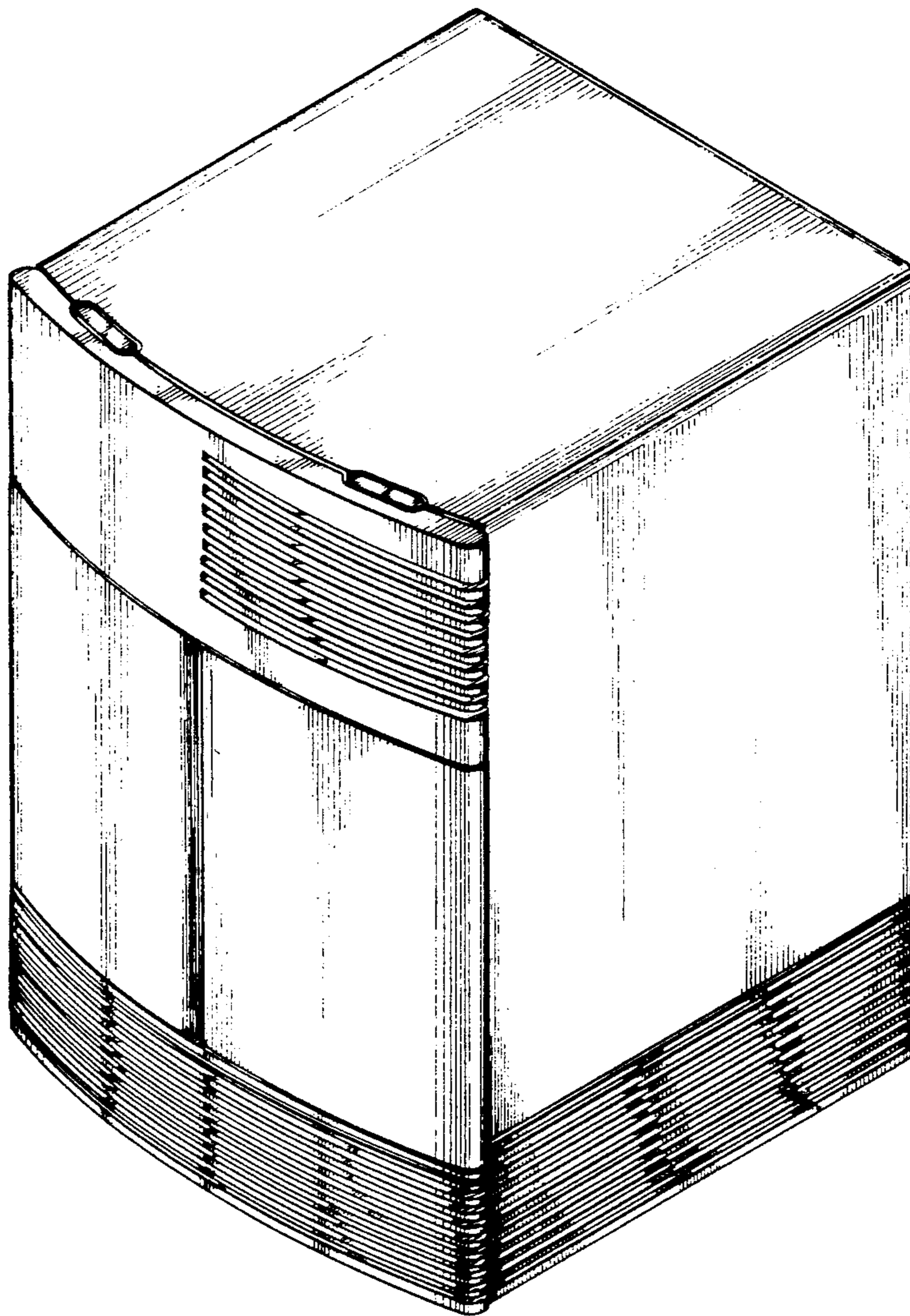
*Primary Examiner*—Wallace R. Burke  
*Assistant Examiner*—Freda S. Nunn  
*Attorney, Agent, or Firm*—Blakely, Sokoloff, Taylor, Zafman

[57] **CLAIM**

The ornamental design for a computer housing, as shown.

**DESCRIPTION**

FIG. 1 is a front elevation view of the computer housing comprising the present invention;  
 FIG. 2 is a top plan view thereof;  
 FIG. 3 is a right side elevation view thereof;  
 FIG. 4 is a left side elevation view thereof;  
 FIG. 5 is a rear elevation view thereof;  
 FIG. 6 is a bottom plan view thereof; and,  
 FIG. 7 is a right front perspective view thereof.






FIG. 1




FIG. 2

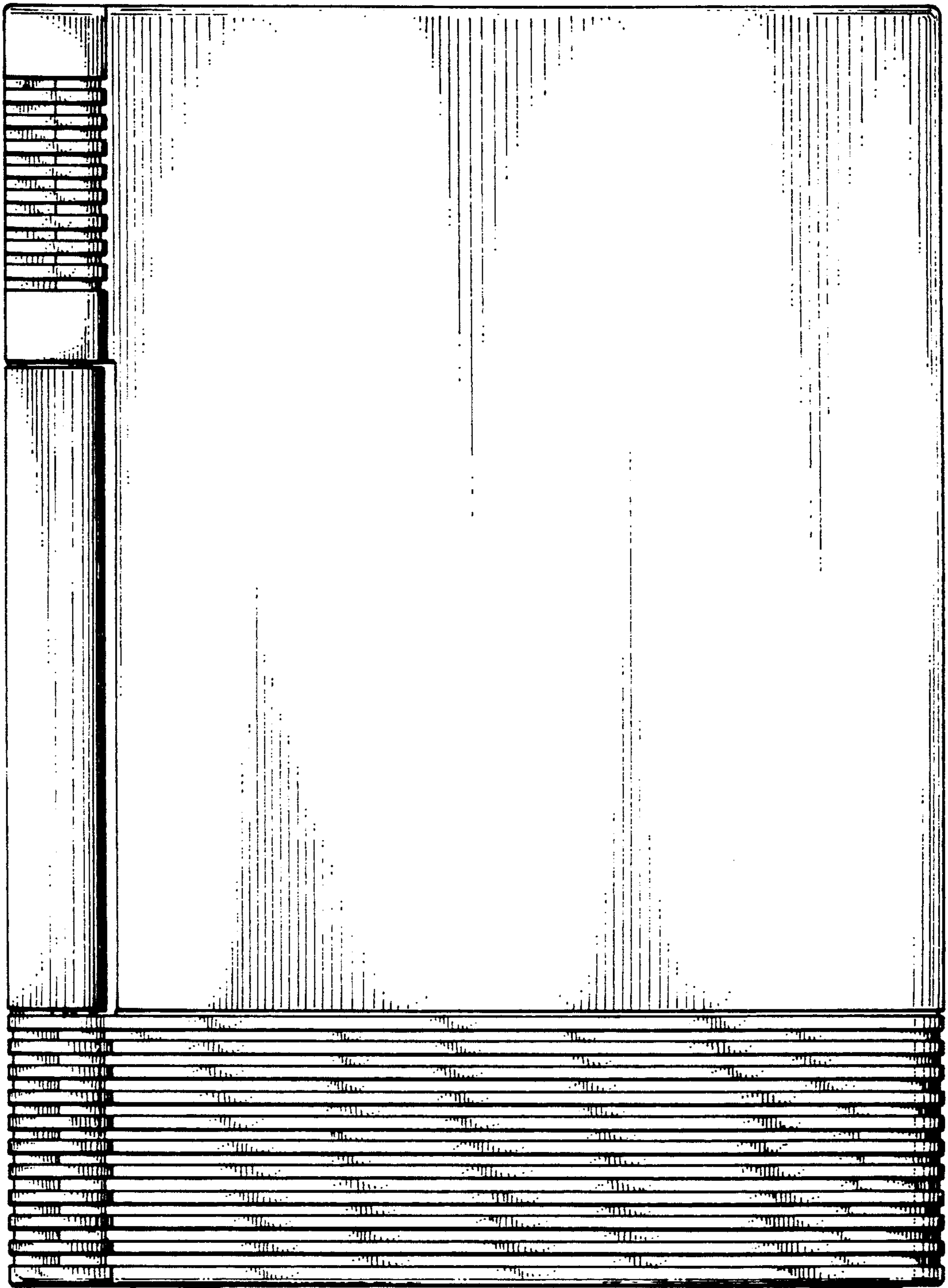


FIG. 3




FIG. 4

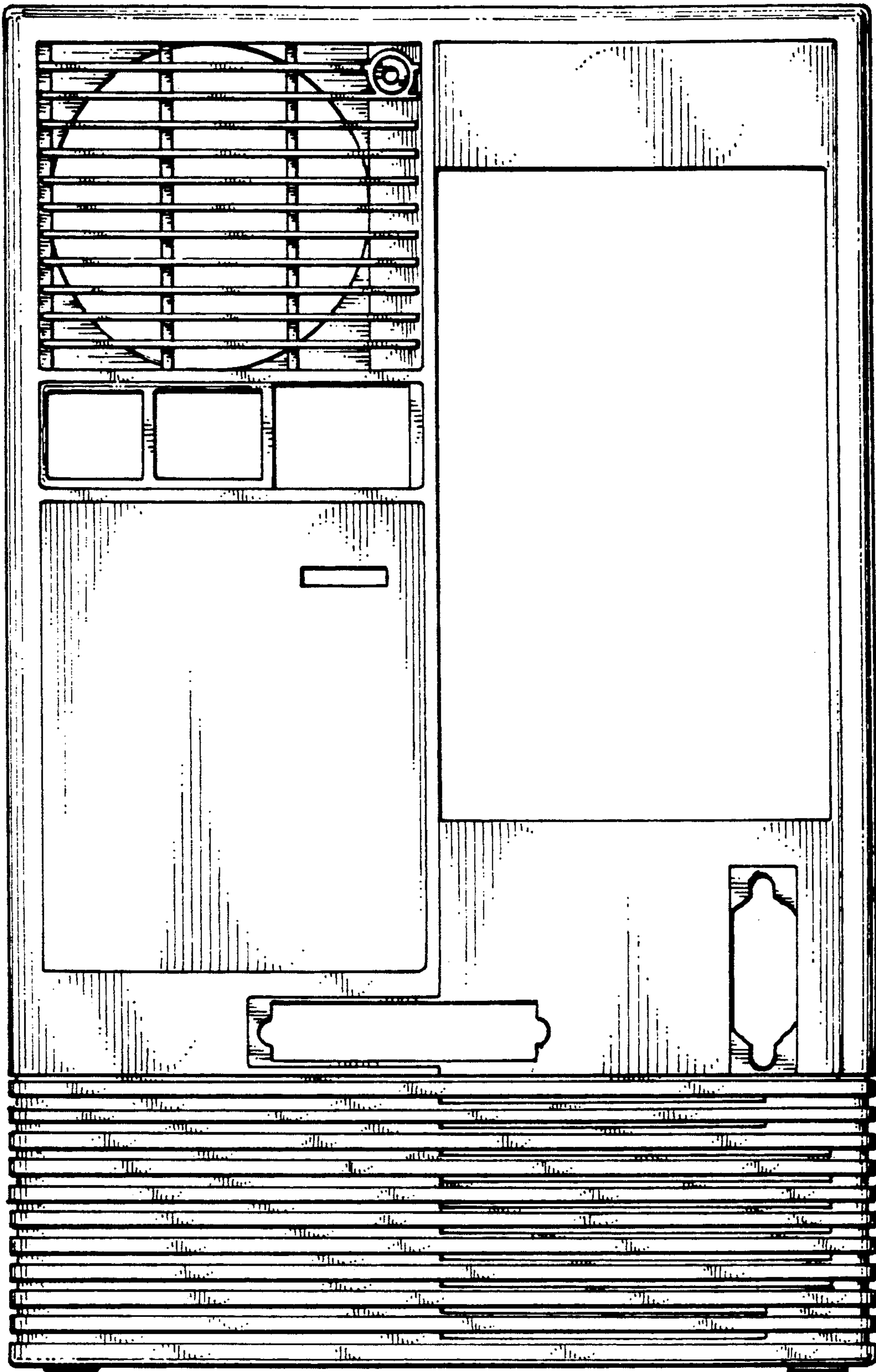


FIG. 5




FIG. 6




FIG. 7