



US00D341516S

United States Patent [19]

[11] Patent Number: **Des. 341,516**

Hamada et al.

[45] Date of Patent: **** Nov. 23, 1993**

[54] **AUTOMATIC BREAD MAKER** 4,951,559 8/1990 Arao et al. 99/468

[75] Inventors: **Masanori Hamada**, Osaka;
Masakatsu Maeda, Nara; **Kumiko Ito**,
Osaka, all of Japan

[73] Assignee: **Matsushita Electric Industrial Co.,
Ltd.**, Osaka, Japan

[**] Term: **14 Years**

[21] Appl. No.: **851,144**

[22] Filed: **Mar. 13, 1992**

[30] **Foreign Application Priority Data**

Nov. 13, 1991 [JP] Japan 3-34395

[52] U.S. Cl. **D7/350**

[58] Field of Search **D7/347, 348, 350;**
99/325, 341, 359, 467, 468; 126/275 R, 275 E;
219/391, 400, 402

[56] **References Cited**

U.S. PATENT DOCUMENTS

- D. 310,615 9/1990 Kitai et al. D7/348
- D. 311,848 11/1990 Mikami et al. D7/348
- D. 314,687 2/1991 Kim D7/350
- D. 325,147 4/1992 Watanabe et al. D7/348
- D. 330,306 10/1992 Kim D7/350

OTHER PUBLICATIONS

1988 Sanyo Automatic Bread Maker catalog on its
"Home Bakery", published Oct. 1988.

1989 Regal Deluxe Automatic Breadmaker catalog.

1990 Sense Family Bakery Automatic Bread Maker
catalog.

1990 Funai Weltbilt T.M. "The Bread Maching" Auto-
matic Bread Maker catalog.

Primary Examiner—Ruth McInroy

Attorney, Agent, or Firm—Sughrue, Mion, Zinn,
Macpeak & Seas

[57] **CLAIM**

The ornamental design for an automatic bread maker, as
shown.

DESCRIPTION

FIG. 1 is a front, top and right side perspective view of
an automatic bread maker showing our new design;

FIG. 2 is a front elevational view thereof;

FIG. 3 is a right side elevational view thereof;

FIG. 4 is a top plan view thereof;

FIG. 5 is a bottom plan view thereof;

FIG. 6 is a rear elevational view thereof; and,

FIG. 7 is a left side elevational view thereof.




FIG. 1




FIG. 2



FIG. 3

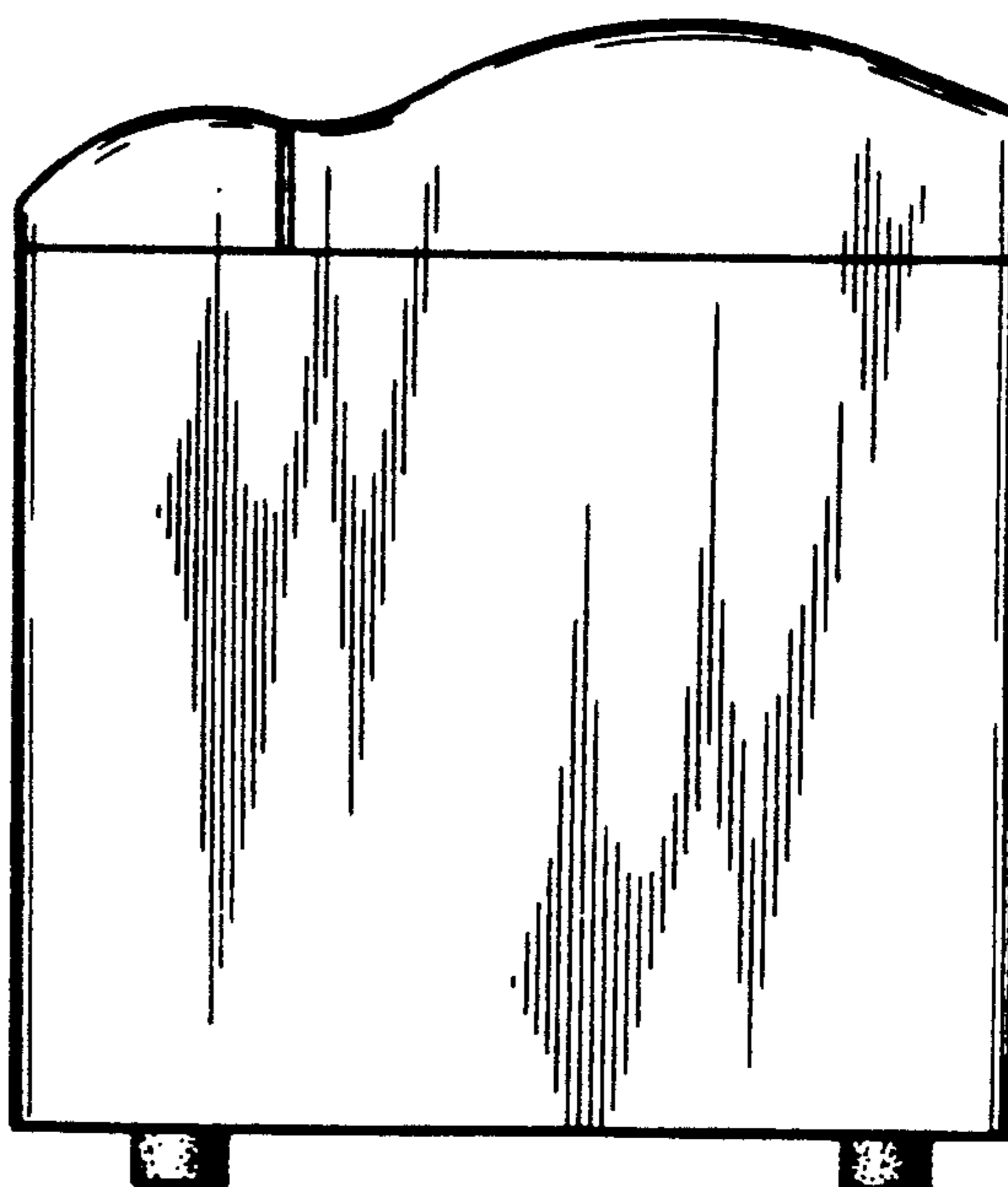


FIG. 4




FIG. 5

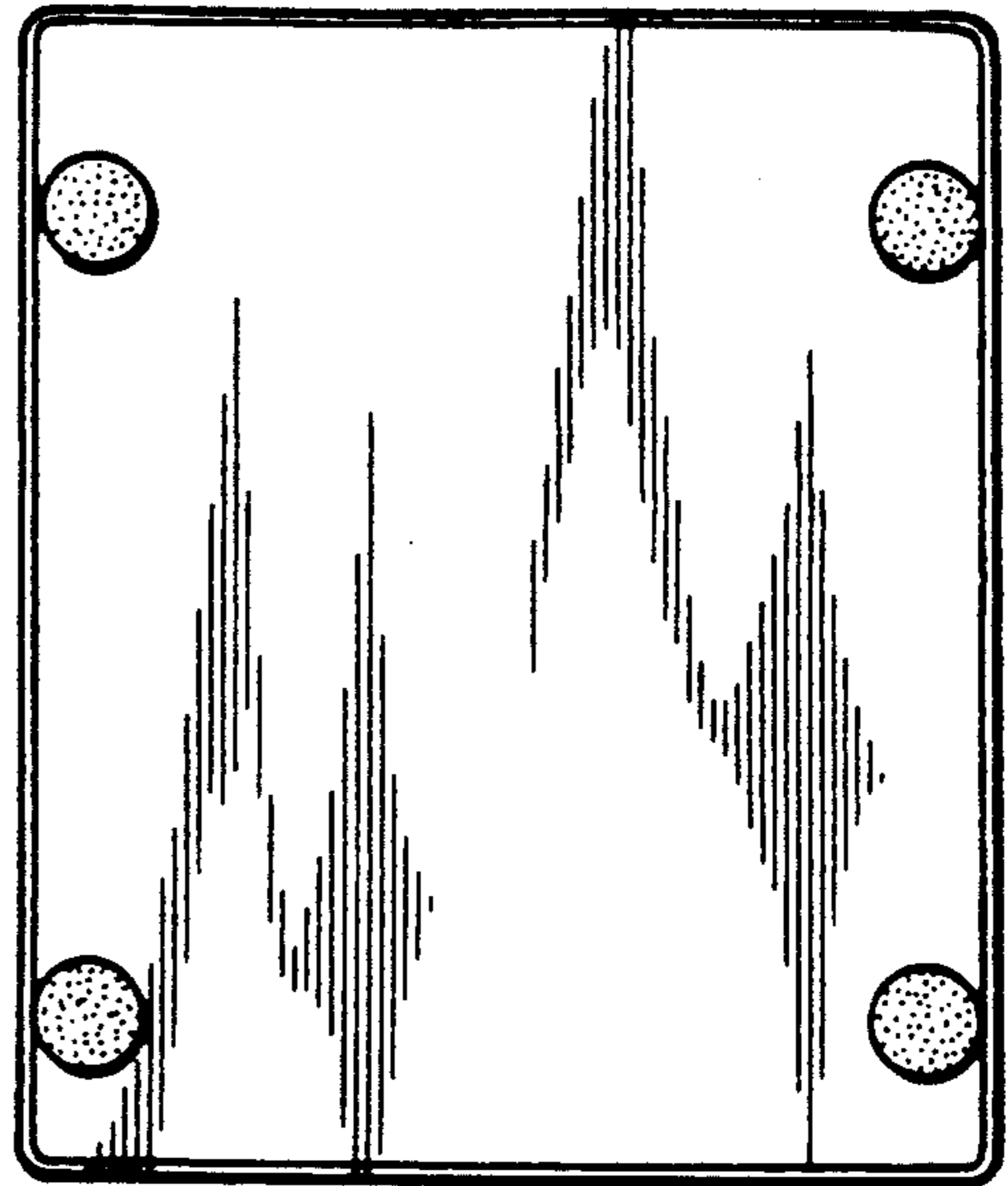


FIG. 6

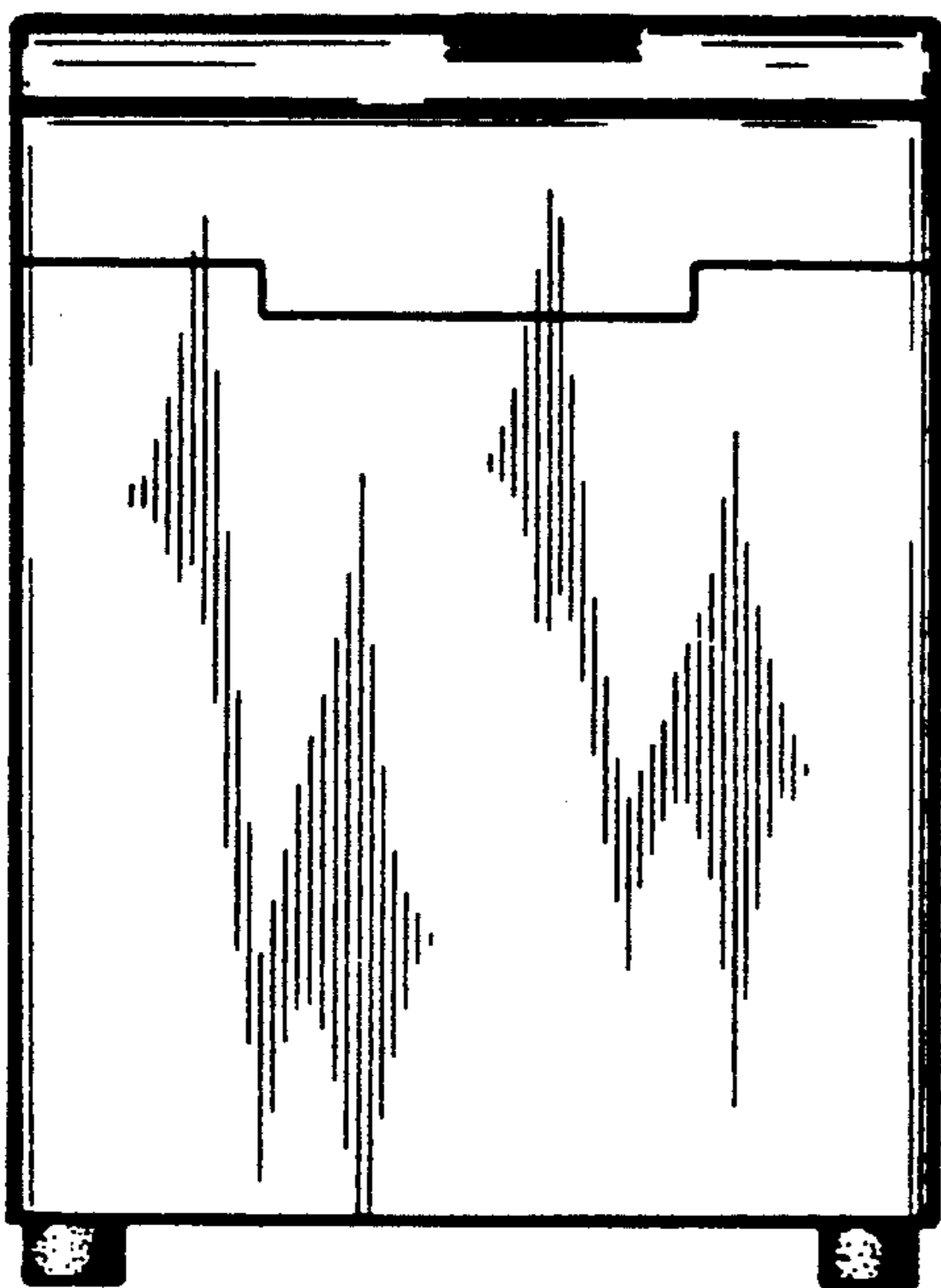


FIG. 7

