



US00D341496S

United States Patent [19]
Caldwell

[11] **Patent Number: Des. 341,496**
[45] **Date of Patent: ** Nov. 23, 1993**

[54] **CHAIR**

[76] **Inventor: John Caldwell, 1829 Warwick Rd., San Marino, Calif. 91030**

[**] **Term: 14 Years**

[21] **Appl. No.: 781,338**

[22] **Filed: Oct. 18, 1991**

[52] **U.S. Cl. D6/376; D6/379**

[58] **Field of Search D6/334, 369, 370, 374, D6/375, 376, 379, 380, 500, 501, 502; 297/421, 446**

[56] **References Cited**

U.S. PATENT DOCUMENTS

D. 152,895	3/1949	Lubberts et al.	D6/379
D. 182,844	5/1958	Monroe et al.	D6/376 X
D. 270,214	8/1983	Kirkpatrick	D6/379
D. 315,256	3/1991	Martin	D6/379 X
D. 331,327	12/1992	Bennett	D6/379

OTHER PUBLICATIONS

Brown Jordan, Apr. 1973, p. 11, Chair #1230-20 at top right.
Interiors, Oct. 1986, p. 99, Chair at bottom right.
Interiors, Sep. 1989, p. 102, Chair at bottom right.


Primary Examiner—Carmen H. Vales-Lado
Assistant Examiner—Gary D. Watson
Attorney, Agent, or Firm—Donald D. Mon

[57] **CLAIM**

The ornamental design for a chair, as shown and described.

DESCRIPTION

FIG. 1 is a left front perspective view of the chair according to the invention;
FIG. 2 is a left rear perspective view of the chair of FIG. 1;
FIG. 3 is a front view of the chair of FIG. 1;
FIG. 4 is a rear view of FIG. 3;
FIG. 5 is a right hand side view of the chair in FIG. 1, the left hand view being its mirror image; and,
FIG. 6 is a top view of the chair of FIG. 1.



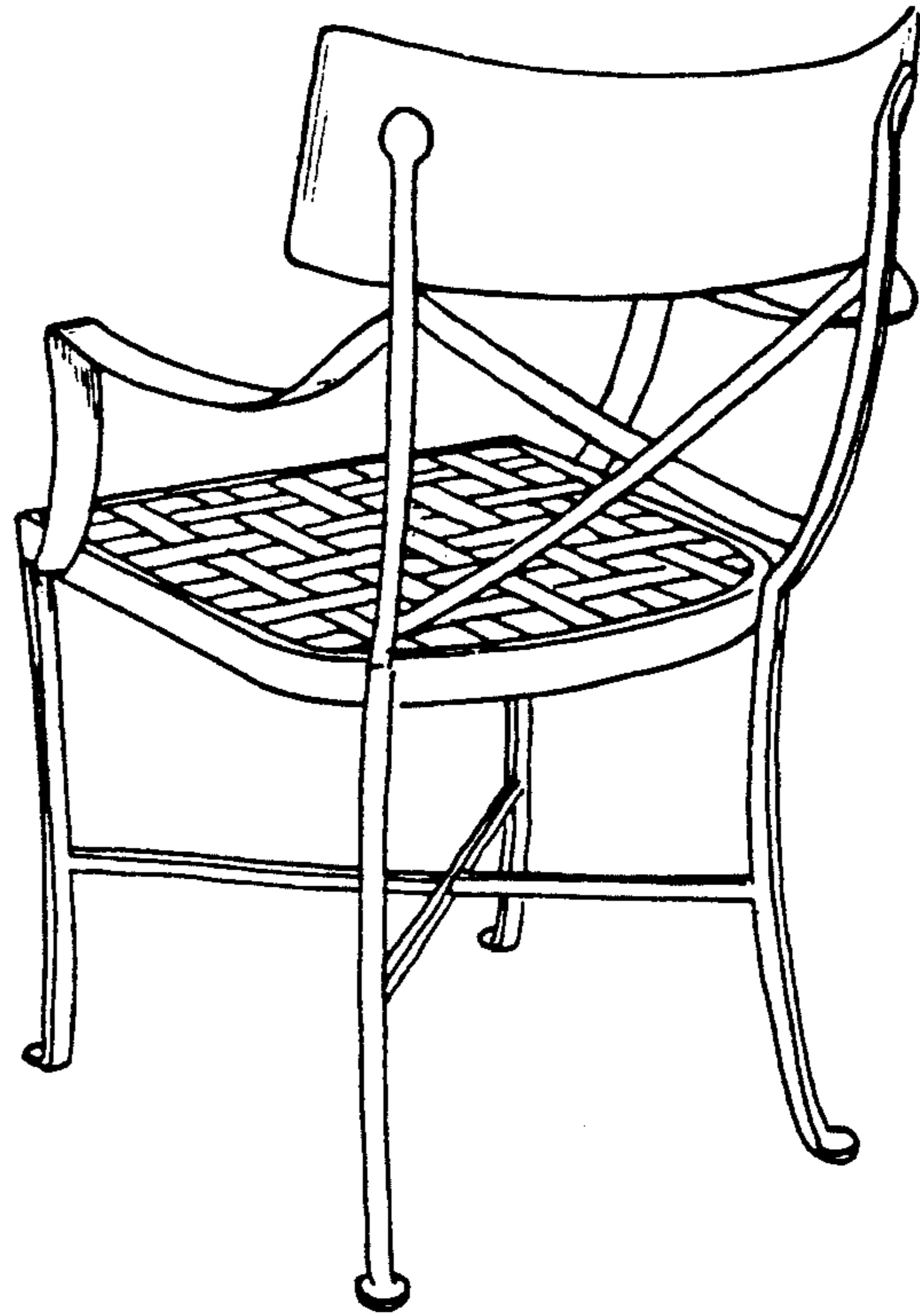


FIG. 2




FIG. 1




FIG. 3

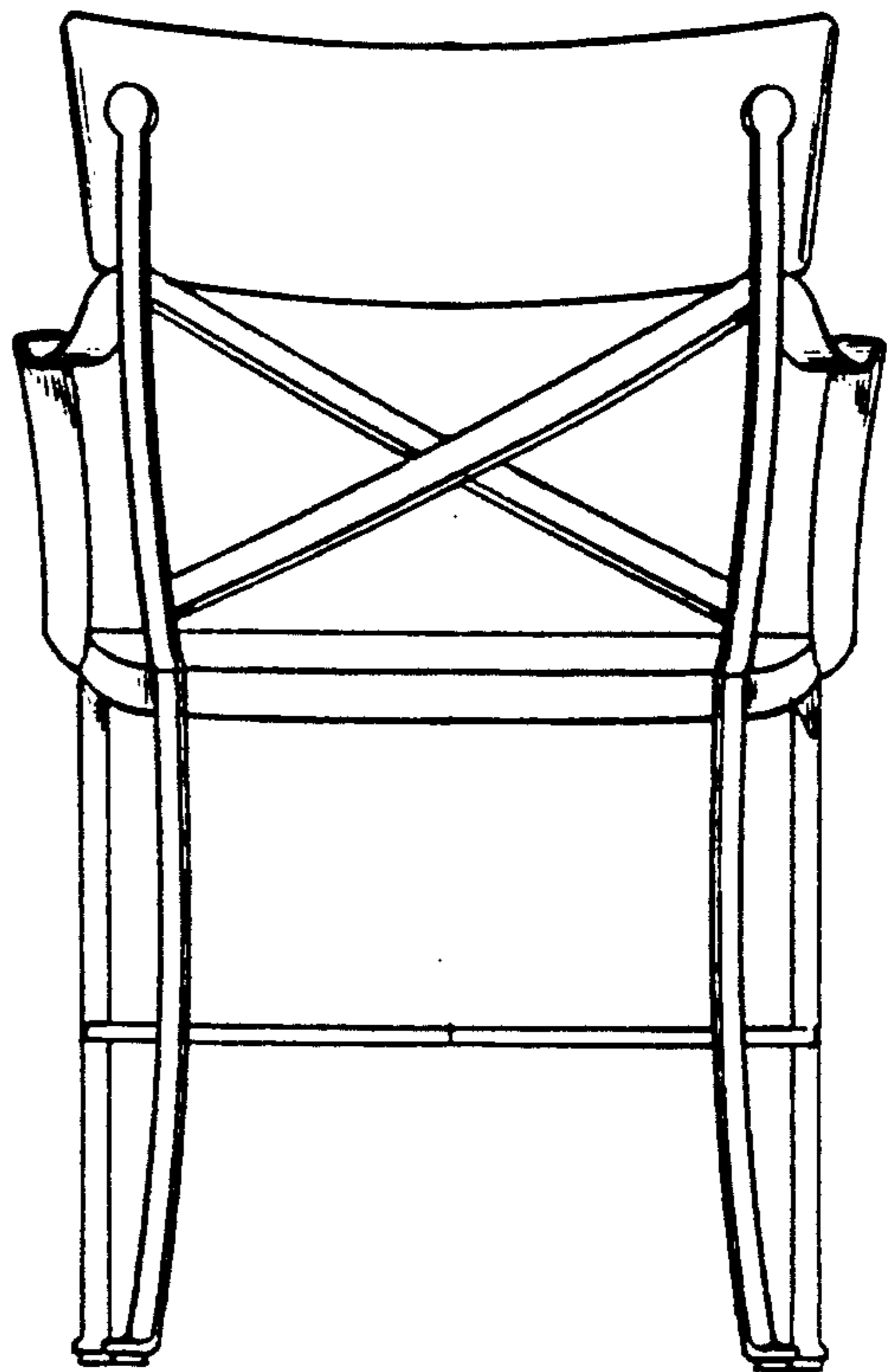


FIG. 4

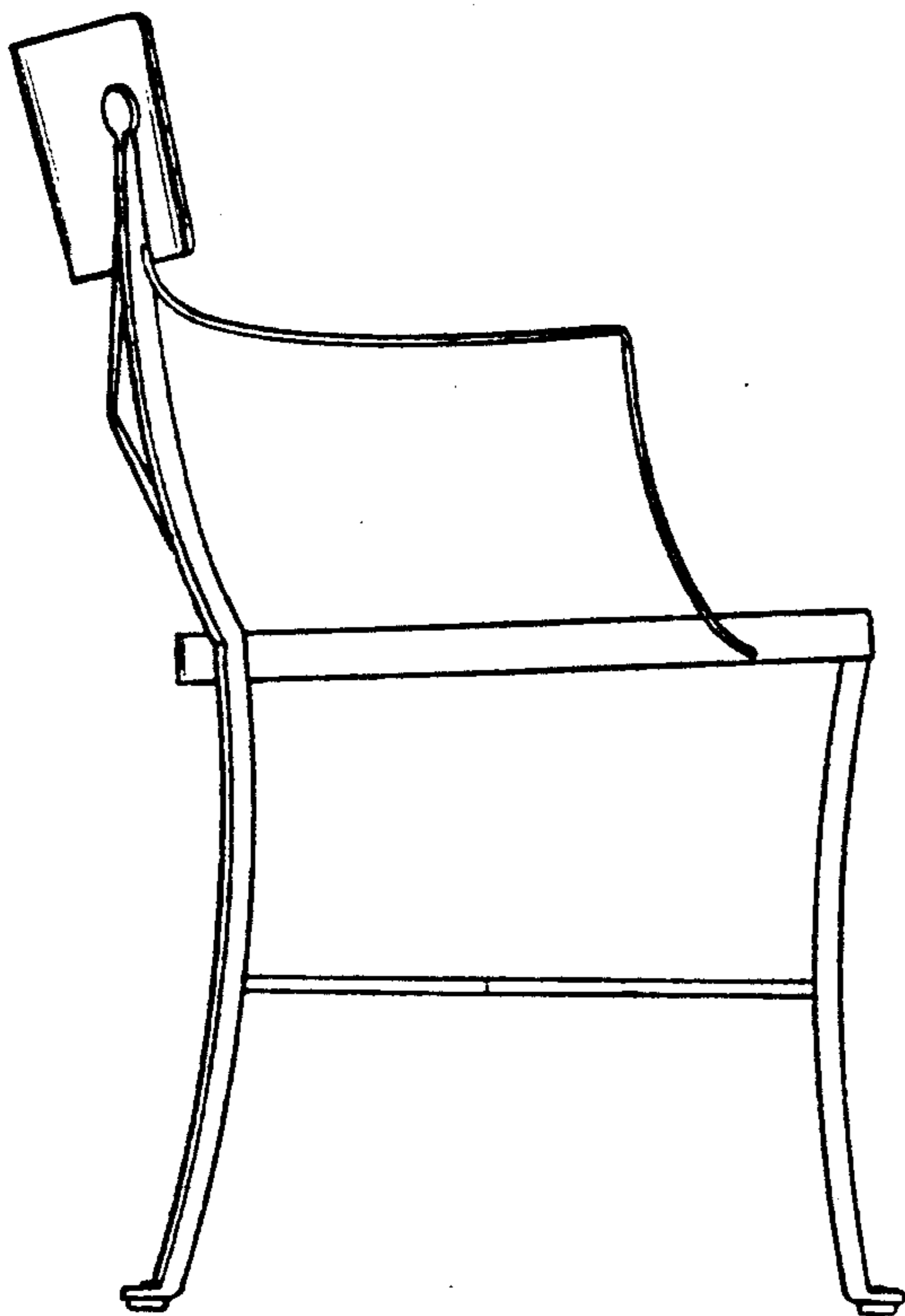


FIG. 5




FIG. 6