



US00D341477S

United States Patent [19] Teague

[11] Patent Number: **Des. 341,477**

[45] Date of Patent: **** Nov. 23, 1993**

[54] **SHOE SOLE PERIPHERY**

[75] Inventor: **Tracy L. Teague**, Beaverton, Oreg.

[73] Assignee: **Nike, Inc.**, Beaverton, Oreg.

[**] Term: **14 Years**

[21] Appl. No.: **2,416**

[22] Filed: **Dec. 11, 1992**

[52] U.S. Cl. **D2/314**

[58] Field of Search **D2/264, 265, 308-314, D2/317-323, 273, 279; 36/25 R, 28, 29, 32 R, 45, 83, 84, 89, 100-107, 112-114, 132, 136**

[56] **References Cited**

U.S. PATENT DOCUMENTS

D. 292,541	11/1987	Kelley	D2/320
D. 312,917	12/1990	Hatfield	D2/314
D. 317,828	7/1991	Rogers	D2/320
D. 319,337	8/1991	Hatfield	D2/320
D. 322,507	12/1991	Hatfield	D2/314
D. 324,763	3/1992	Kayano	D2/320
D. 325,667	4/1992	Smith, III	D2/320
D. 329,532	9/1992	Greene	D2/314
D. 332,861	2/1993	Worthington	D2/314
D. 333,720	3/1993	Hatfield	D2/314
4,676,010	6/1987	Cheskin	36/32 R

OTHER PUBLICATIONS

Nike Footwear Catalog, Fall 1992, pp. 24 and 140, published Dec. 1991.

Nike Footwear Catalog, Spring 1991, 30, 32 and 42, published Jun. 1990.

Nike Footwear Catalog, Spring 1990, p. 26, published Jun. 1989.

Nike Footwear Catalog, Fall 1990, pp. 32 and 34, published Dec. 1989.

Primary Examiner—Louis S. Zarfes
Attorney, Agent, or Firm—Banner, Birch, McKie & Beckett

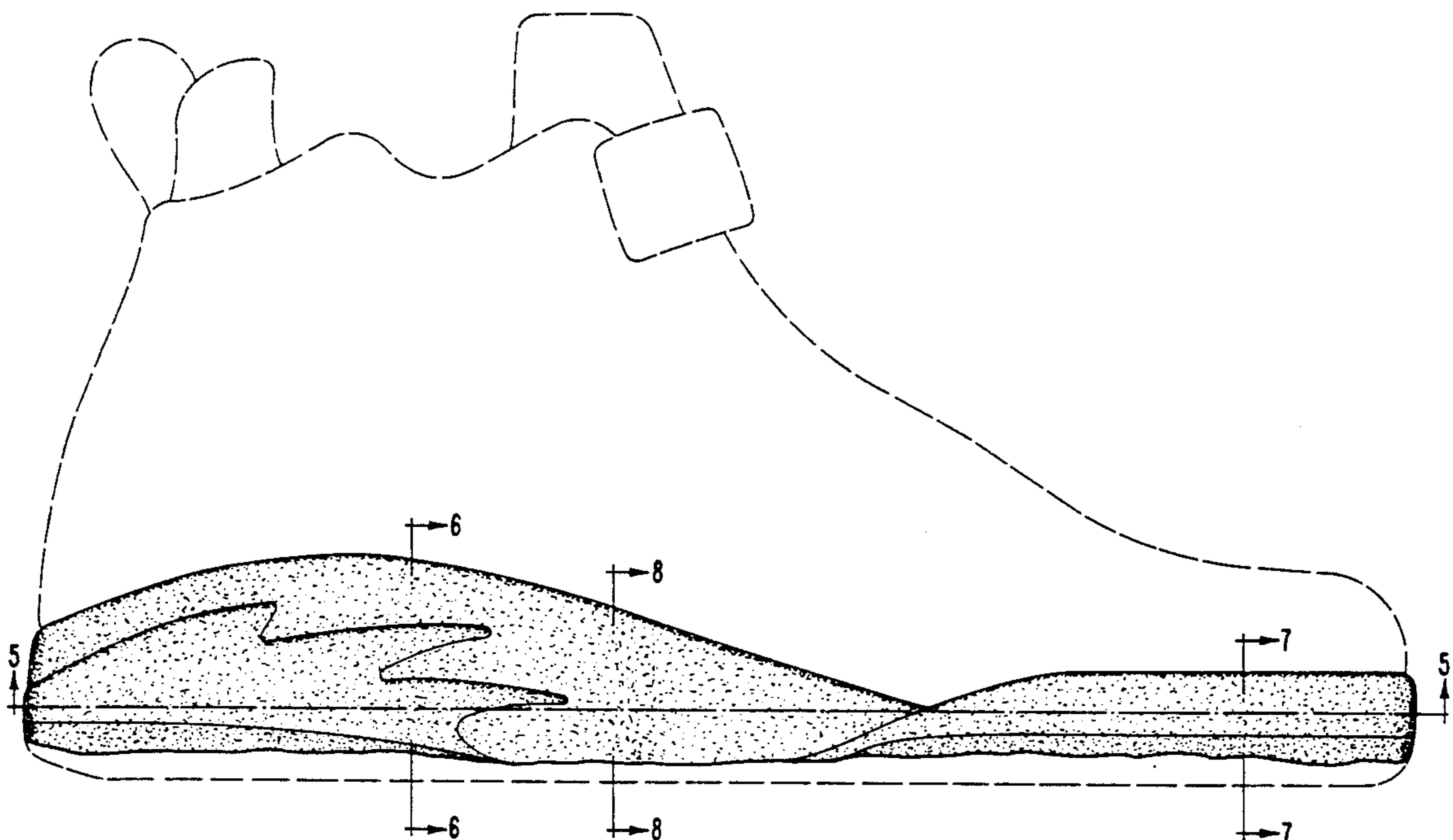
[57] **CLAIM**

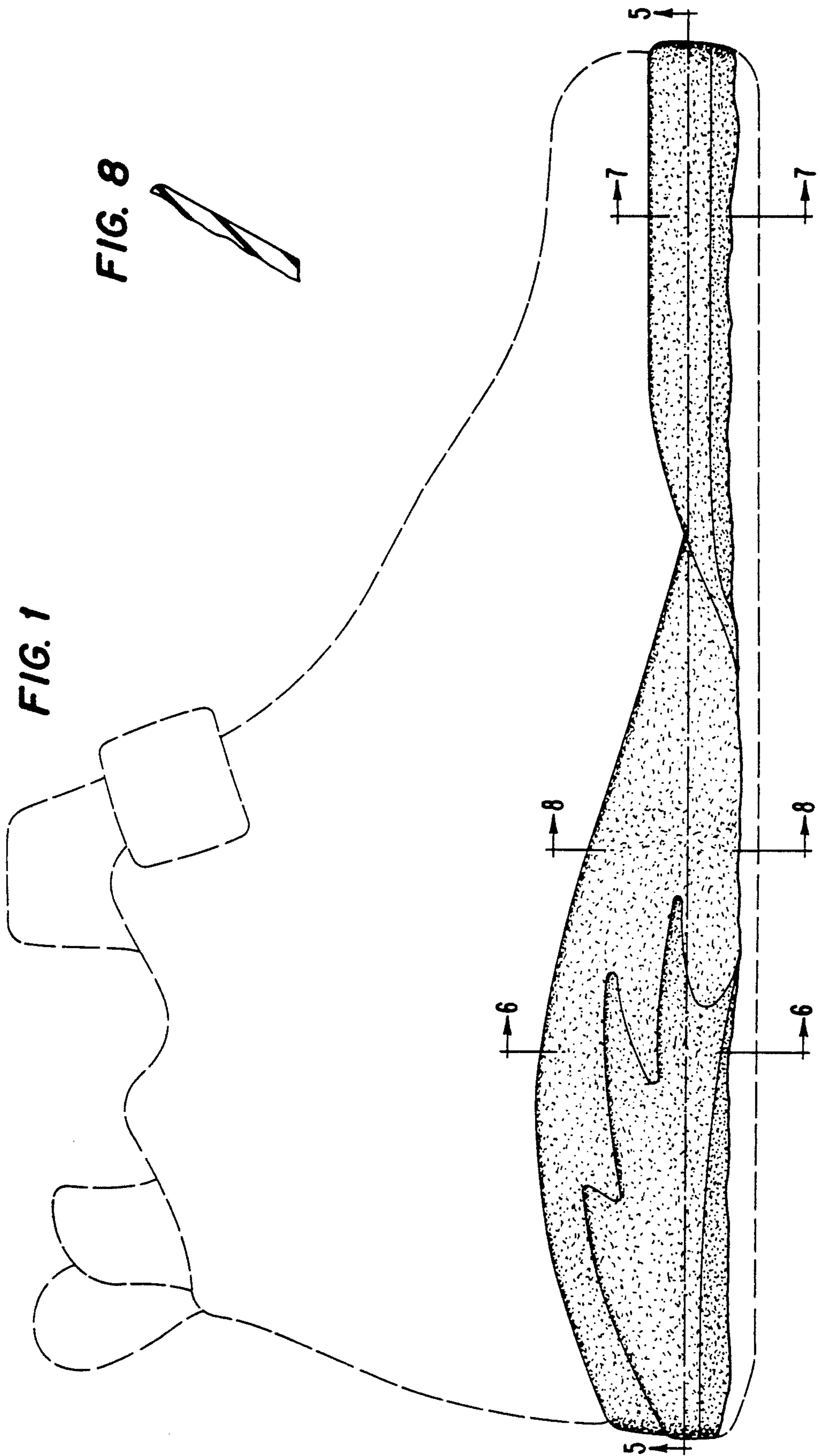
The ornamental design for a shoe sole periphery, as shown and described.

DESCRIPTION

FIG. 1 is a side elevational view of one side of a shoe sole periphery showing my new design;
 FIG. 2 is a side elevational view of the other side of the shoe sole periphery shown in FIG. 1;
 FIG. 3 is a front elevational view of the shoe sole periphery shown in FIG. 1;
 FIG. 4 is a rear elevational view of the shoe sole periphery shown in FIG. 1;
 FIG. 5 is a cross section taken along line 5—5 of FIG. 1;
 FIG. 6 is a cross section taken along line 6—6 of FIG. 1;
 FIG. 7 is a cross section taken along line 7—7 of FIG. 1;
 FIG. 8 is a cross section taken along line 8—8 of FIG. 1; and,
 FIG. 9 is a cross section taken along line 9—9 of FIG. 2.

The broken line showing of a shoe outsole and a shoe upper in FIGS. 1-4 is for illustrative purposes and forms no part of the claimed design.





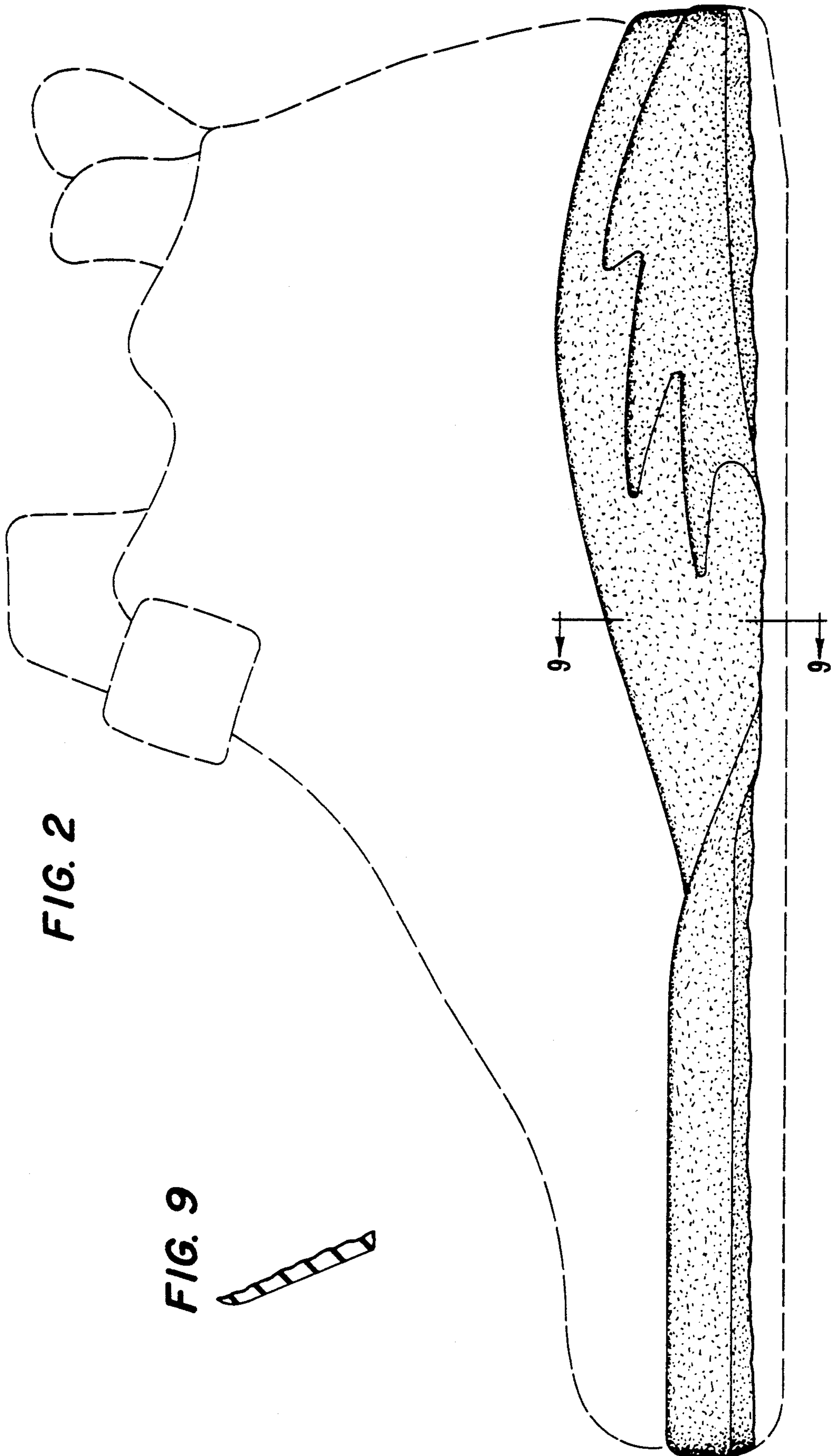


FIG. 2

FIG. 9

FIG. 4

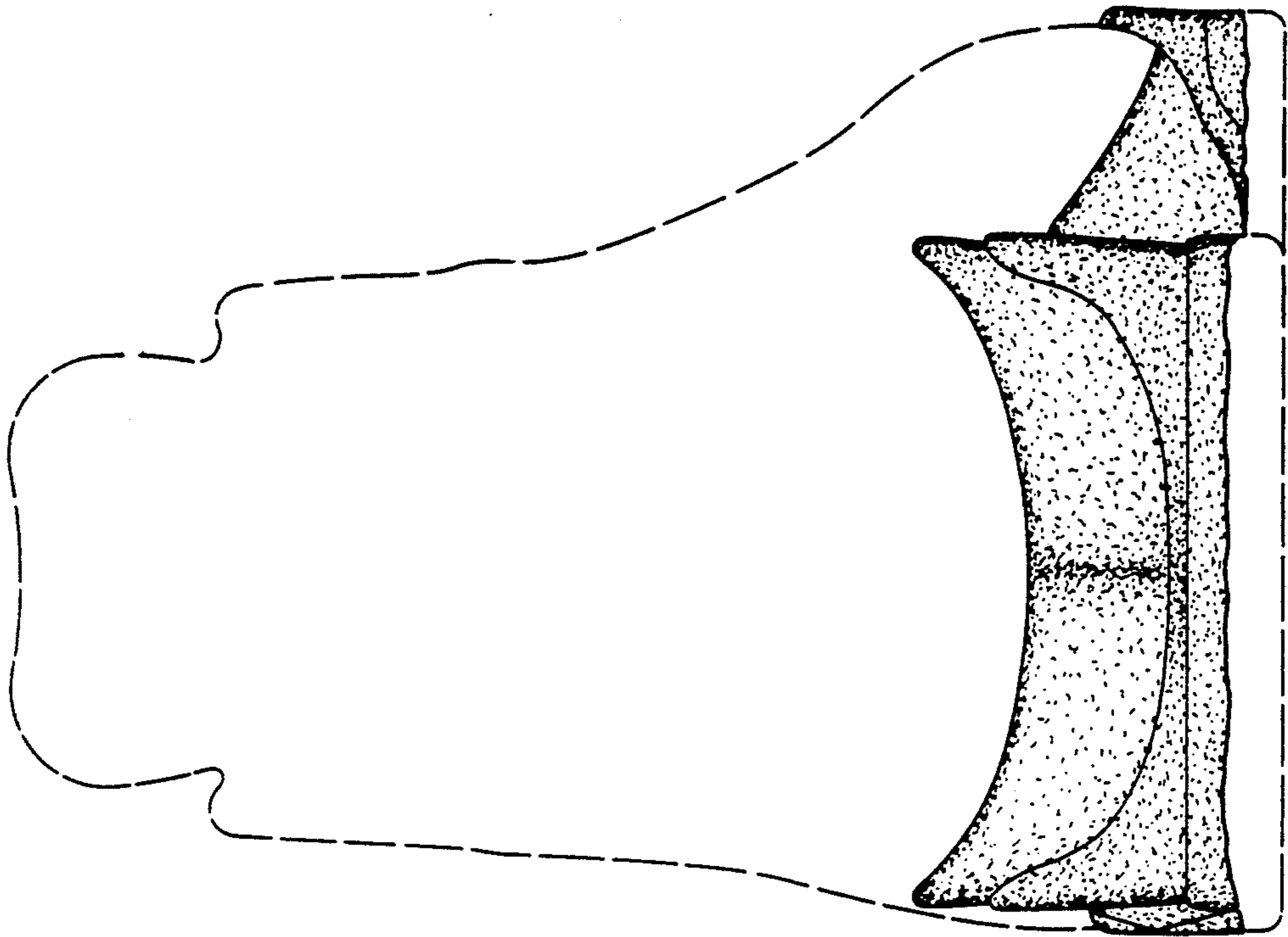


FIG. 3

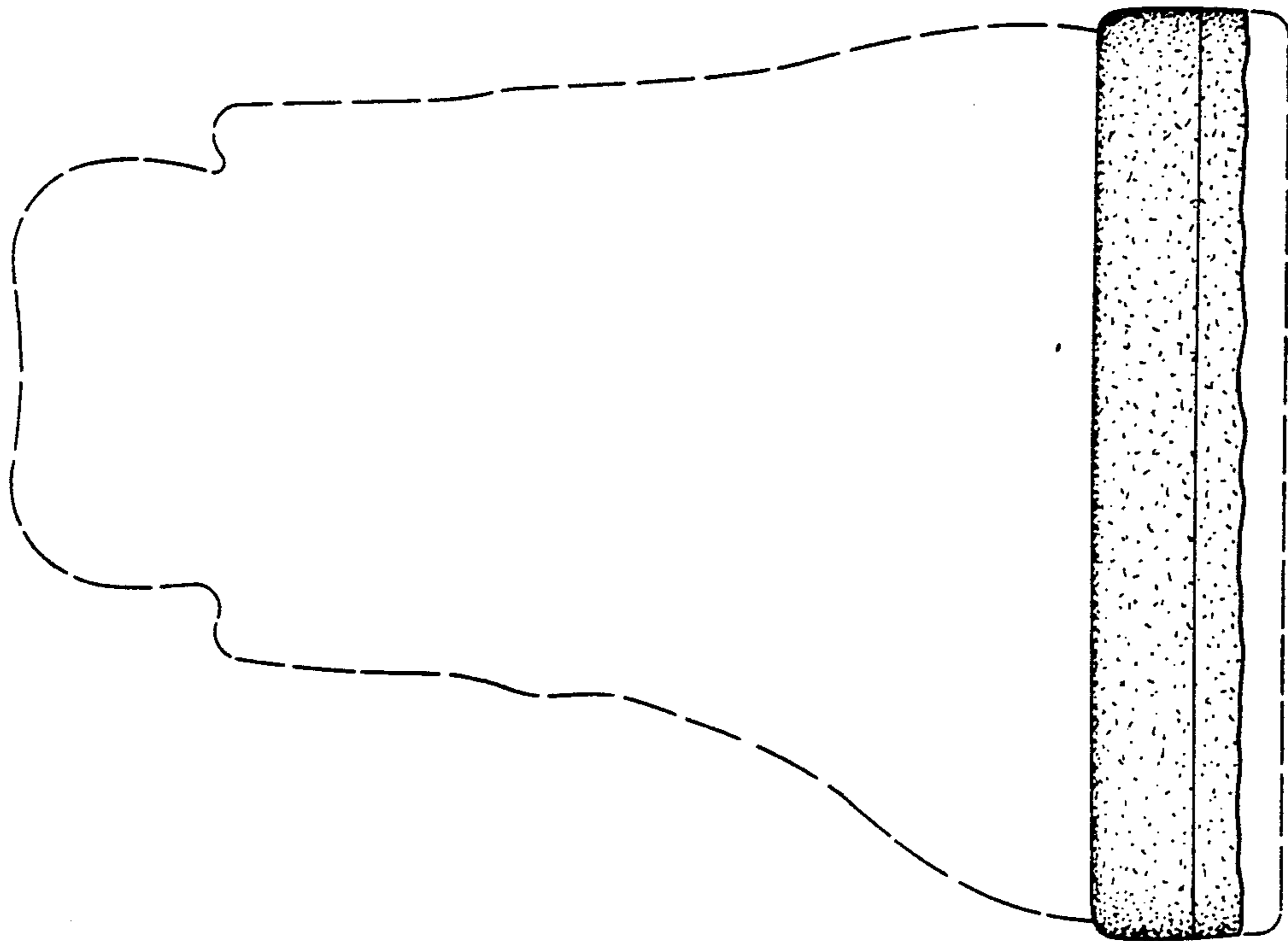


FIG. 5

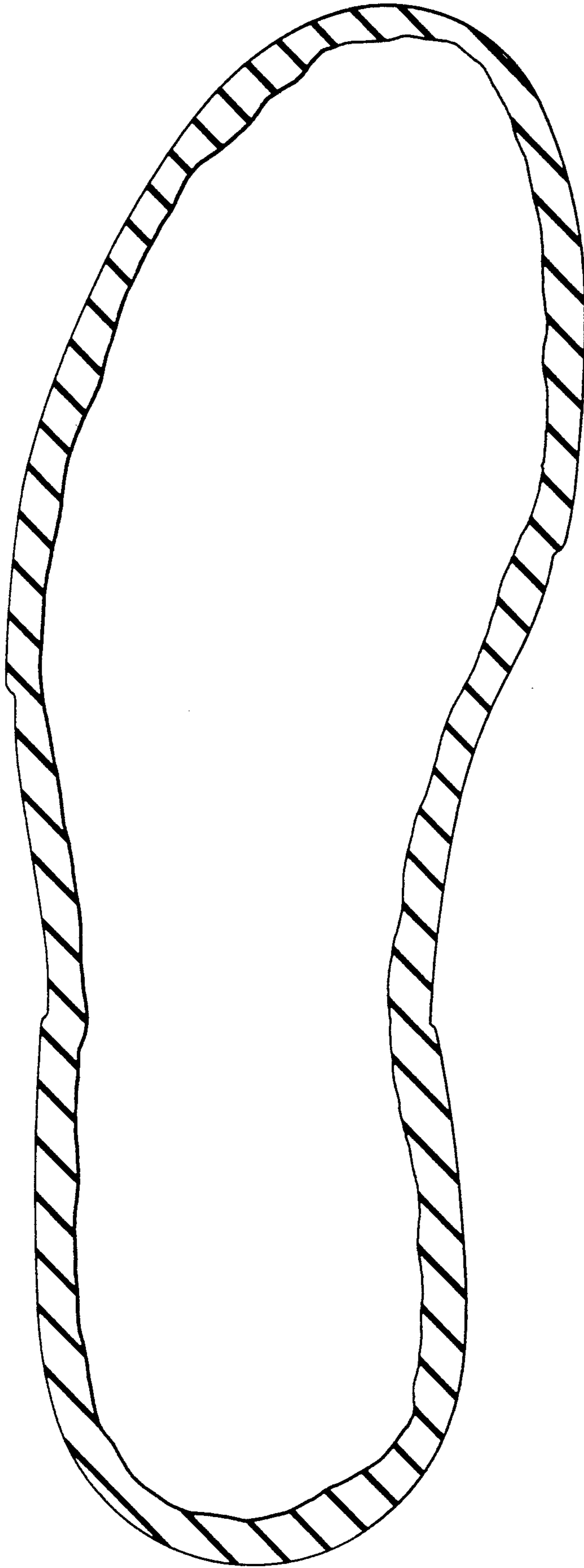


FIG. 6



FIG. 7

