



US00D341467S

United States Patent [19]

[11] Patent Number: **Des. 341,467**

Allen

[45] Date of Patent: **** Nov. 16, 1993**

[54] CREMATION URN

[56] References Cited

[75] Inventor: **Kim J. Allen, Libertyville, Ill.**

U.S. PATENT DOCUMENTS

[73] Assignee: **F. H. Noble & Company, Mundelein, Ill.**

| | | | | |
|------------|---------|---------------|-------|-------|
| D. 263,088 | 2/1982 | Krech | | D99/5 |
| D. 266,619 | 10/1982 | Krech | | D99/5 |
| D. 266,620 | 10/1982 | Krech | | D99/5 |
| D. 272,577 | 2/1984 | Dercks et al. | | D99/5 |
| D. 344,642 | 4/1993 | Allen | | D99/5 |
| 5,029,373 | 7/1991 | Raymond | | 27/1 |

[**] Term: **14 Years**

Primary Examiner—Alan P. Douglas
Assistant Examiner—J. H. Musgrove
Attorney, Agent, or Firm—Todd S. Parkhurst

[21] Appl. No.: **886,760**

[57] CLAIM

[22] Filed: **May 21, 1992**

The ornamental design for a cremation urn, as shown and described.

Related U.S. Application Data

DESCRIPTION

[63] Continuation-in-part of Ser. No. 447,711, Dec. 8, 1989, abandoned.

FIG. 1 is a front elevational view of a cremation urn showing my new design, the back of the urn being a mirror image of the front;

[52] U.S. Cl. **D99/5**

FIG. 2 is a right side elevational view of the cremation urn, the left side being a mirror image of the right side;

[58] Field of Search **D99/5; 27/1, 2, 3, 5, 27/7, 8, 11**

FIG. 3 is a top plan view of the cremation urn; and, FIG. 4 is a bottom plan view of the cremation urn.

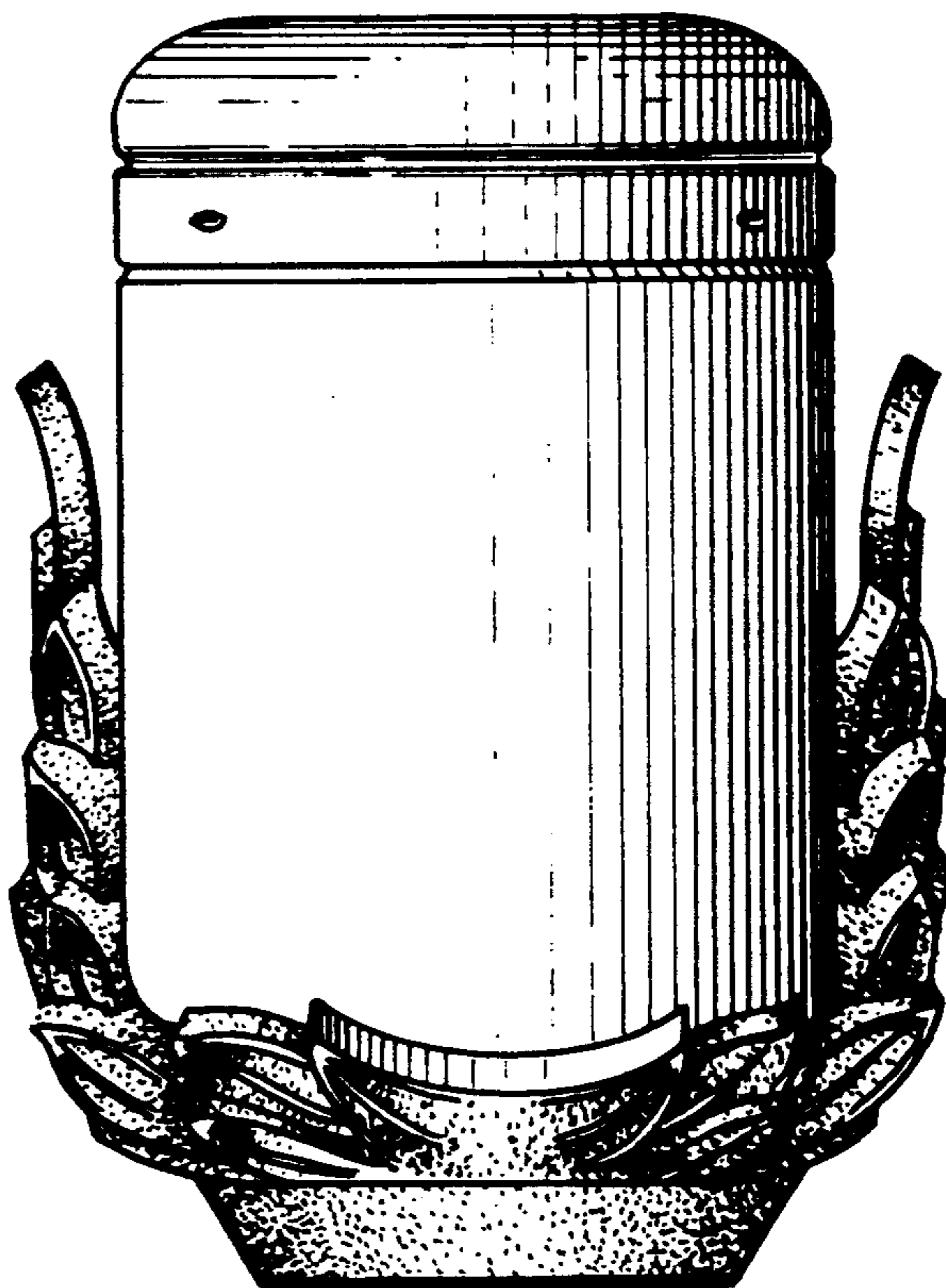



FIG. 1




FIG. 2

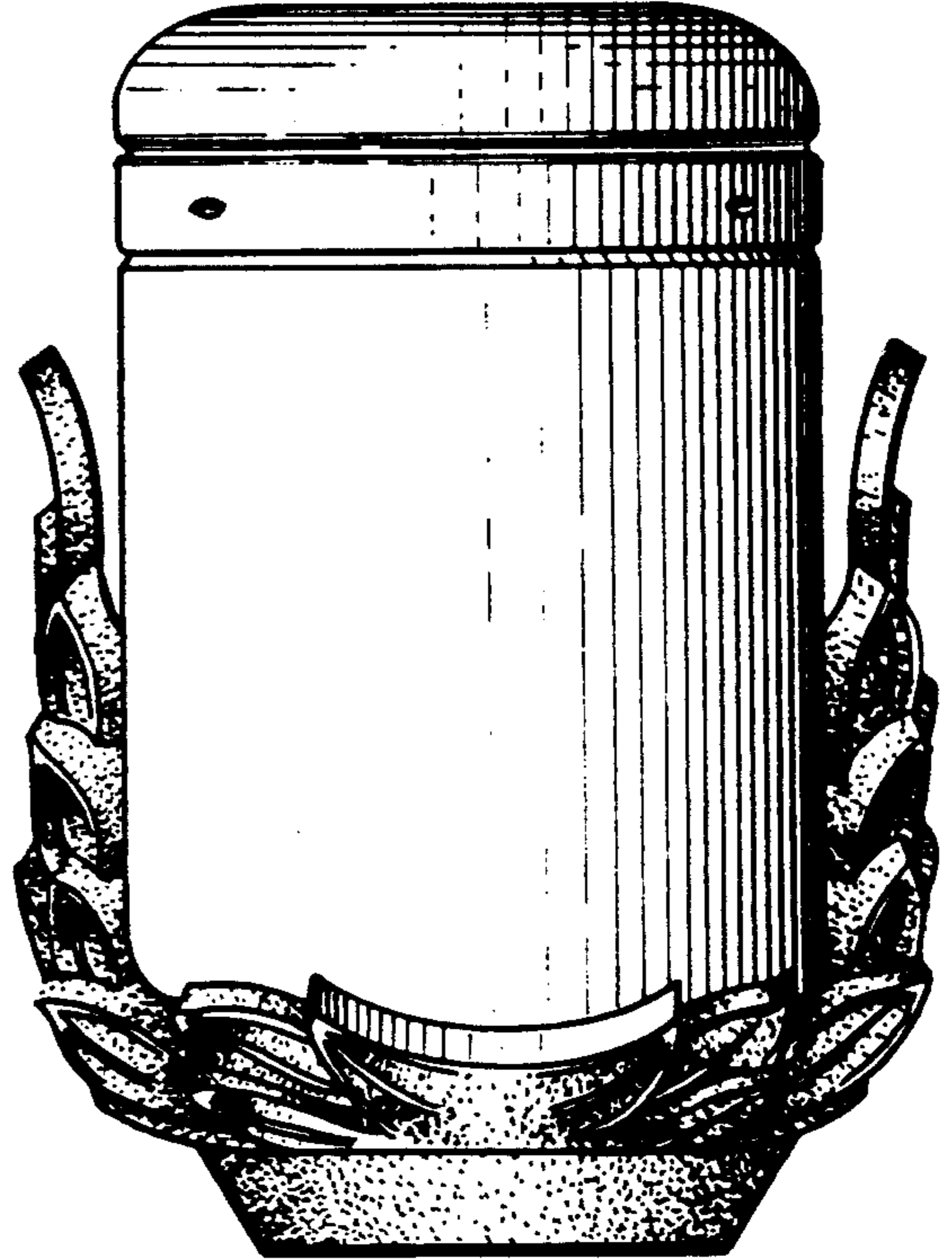


FIG. 3




FIG. 4

