



US00D341431S

United States Patent [19]

Kniefel et al.

[11] Patent Number: **Des. 341,431**

[45] Date of Patent: **** Nov. 16, 1993**

[54] **STEP FOR A PORTABLE RISER ASSEMBLY**

[75] Inventors: **John H. Kniefel**, Owatonna; **Eugene N. Reshanov**, Golden Valley; **Johannes N. Gaston**, Minnetonka, all of Minn.

[73] Assignee: **Wenger Corporation**, Owatonna, Minn.

[**] Term: **14 Years**

[21] Appl. No.: **828,483**

[22] Filed: **Jan. 30, 1992**

[52] U.S. Cl. **D25/69**

[58] Field of Search **D25/63, 68-69; 52/182-183, 188-191; 182/90, 92; D6/350**

[56] **References Cited**

U.S. PATENT DOCUMENTS

1,964,660 6/1934 Bozby 52/189
1,985,143 12/1934 Buffaloe 52/189

2,697,931 12/1954 Schill 52/189
3,765,509 10/1973 Taylor D25/68
3,851,431 12/1974 Klein 52/189

Primary Examiner—A. Hugo Word
Assistant Examiner—Doris Clark
Attorney, Agent, or Firm—Patterson & Keough

[57] **CLAIM**

The ornamental design for a step for a portable riser assembly, as shown.

DESCRIPTION

FIG. 1 is a top, front, and left end perspective view of a step for a portable riser assembly showing our new design; FIG. 2 is a bottom, rear, and right end perspective view; FIG. 3 is a right end elevational view; FIG. 4 is a left end elevational view; FIG. 5 is a rear elevational view; FIG. 6 is a bottom plan view; FIG. 7 is a front elevational view; and, FIG. 8 is a top plan view.


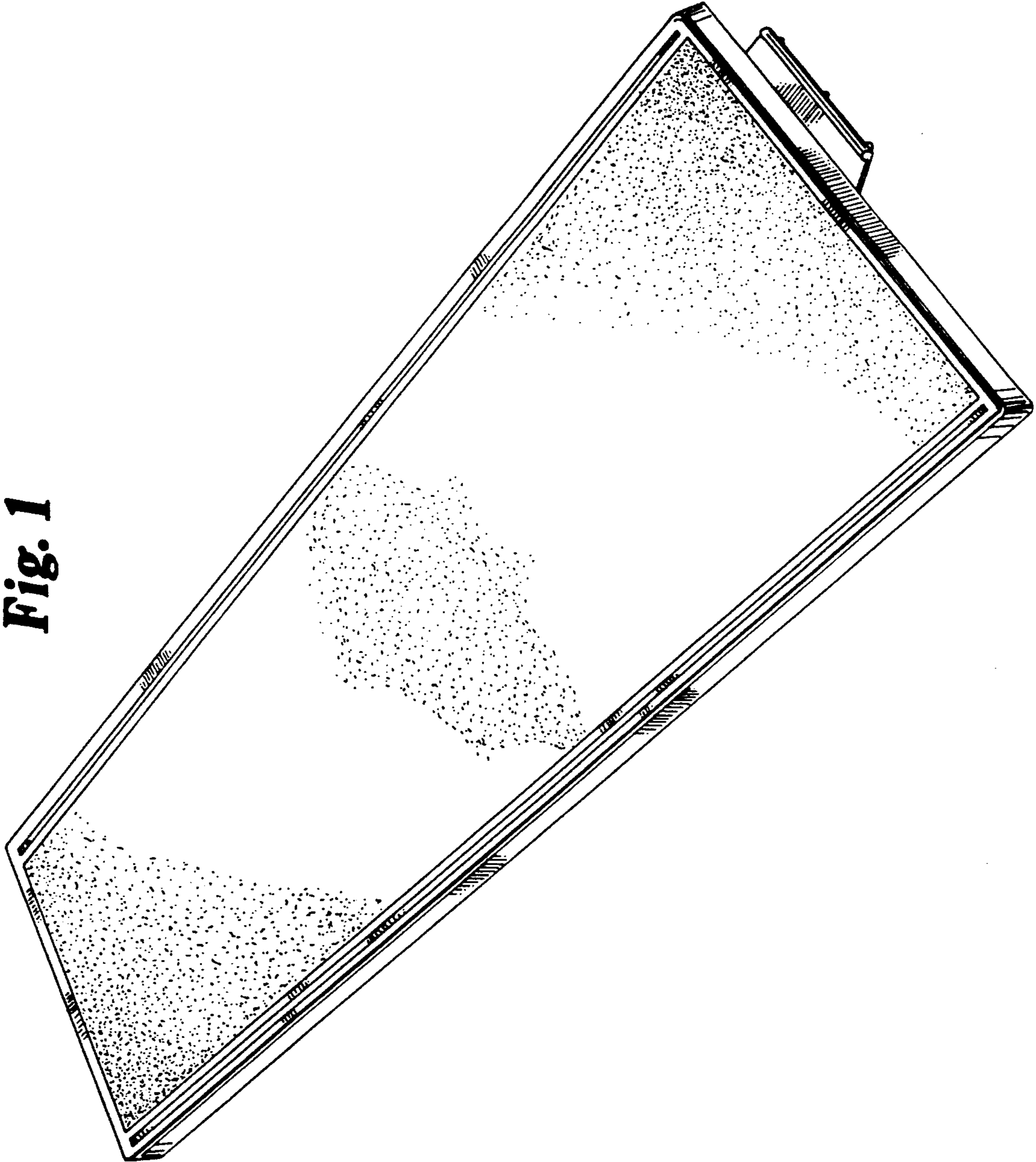


Fig. 1



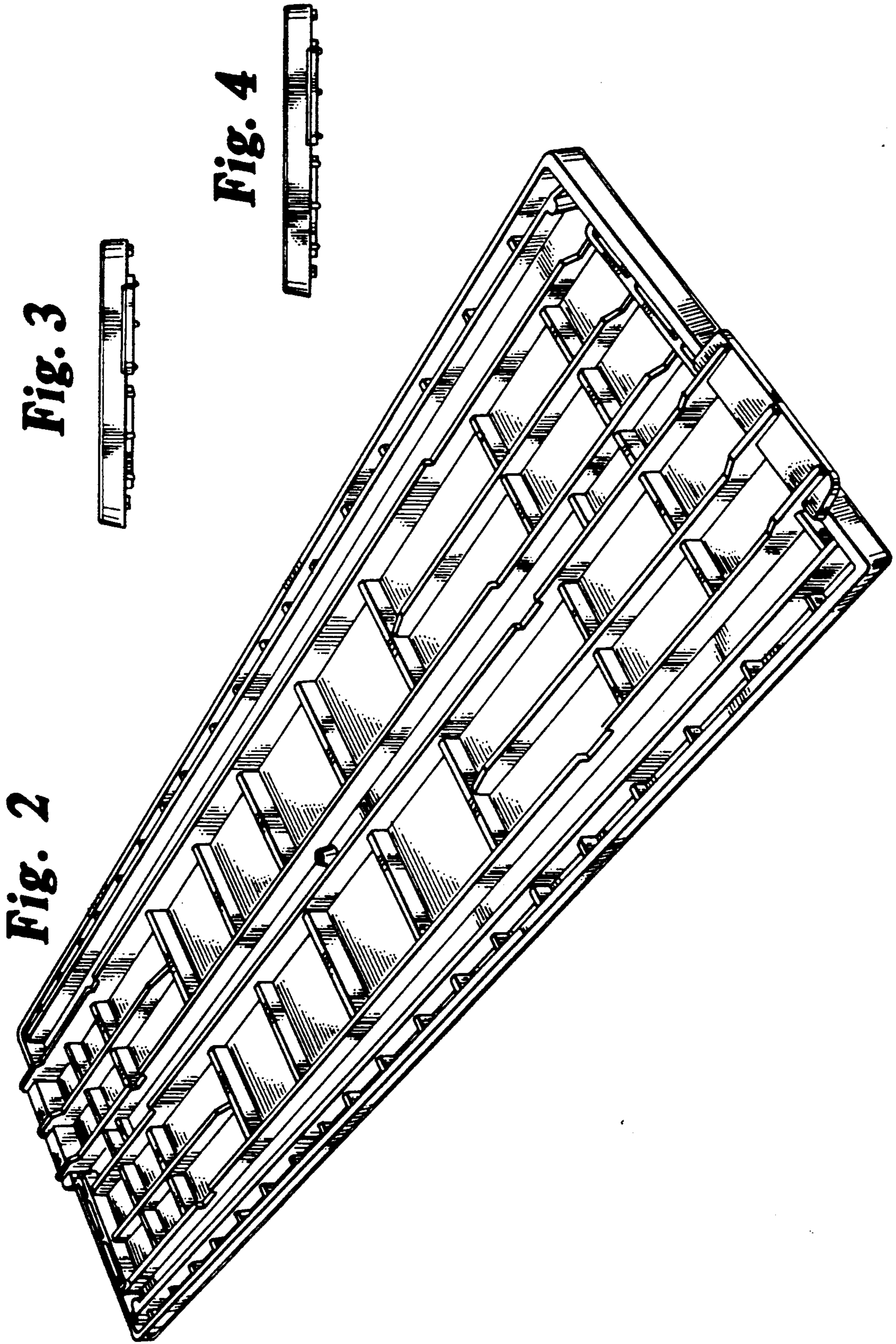


Fig. 5




Fig. 6

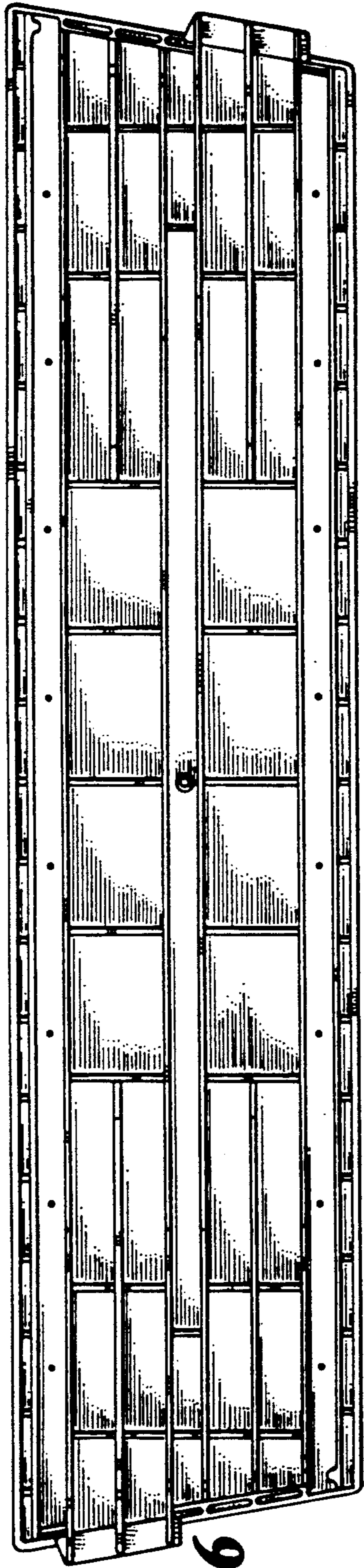


Fig. 7

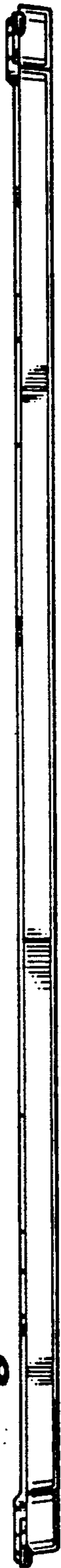


Fig. 8

