



US00D341414S

United States Patent [19]

[11] Patent Number: **Des. 341,414**

Baker

[45] Date of Patent: **** Nov. 16, 1993**

[54] **SPLASH GUARD FOR TOILET BOWL**

4,010,497	3/1977	Menter et al.	4/300.3
4,458,368	7/1984	Webb	4/300.3 X
4,774,730	10/1988	Ho	4/300.3
4,831,669	5/1989	Edwards	4/255.11
4,922,555	5/1990	Bonilla et al.	4/661 X
5,117,512	6/1992	Bressler	4/300.3

[76] Inventor: **Melvin L. Baker**, 1938 SE. 4th St., Grand Prairie, Tex. 75051

[**] Term: **14 Years**

[21] Appl. No.: **816,345**

[22] Filed: **Jan. 3, 1992**

[52] U.S. Cl. **D23/310; 4/300.3**

[58] Field of Search **D23/303-310; 4/300.3, 661**

Primary Examiner—James R. Largen
Attorney, Agent, or Firm—Timmons & Kelly

[57] CLAIM

The ornamental design for a splash guard for toilet bowl, as shown and described.

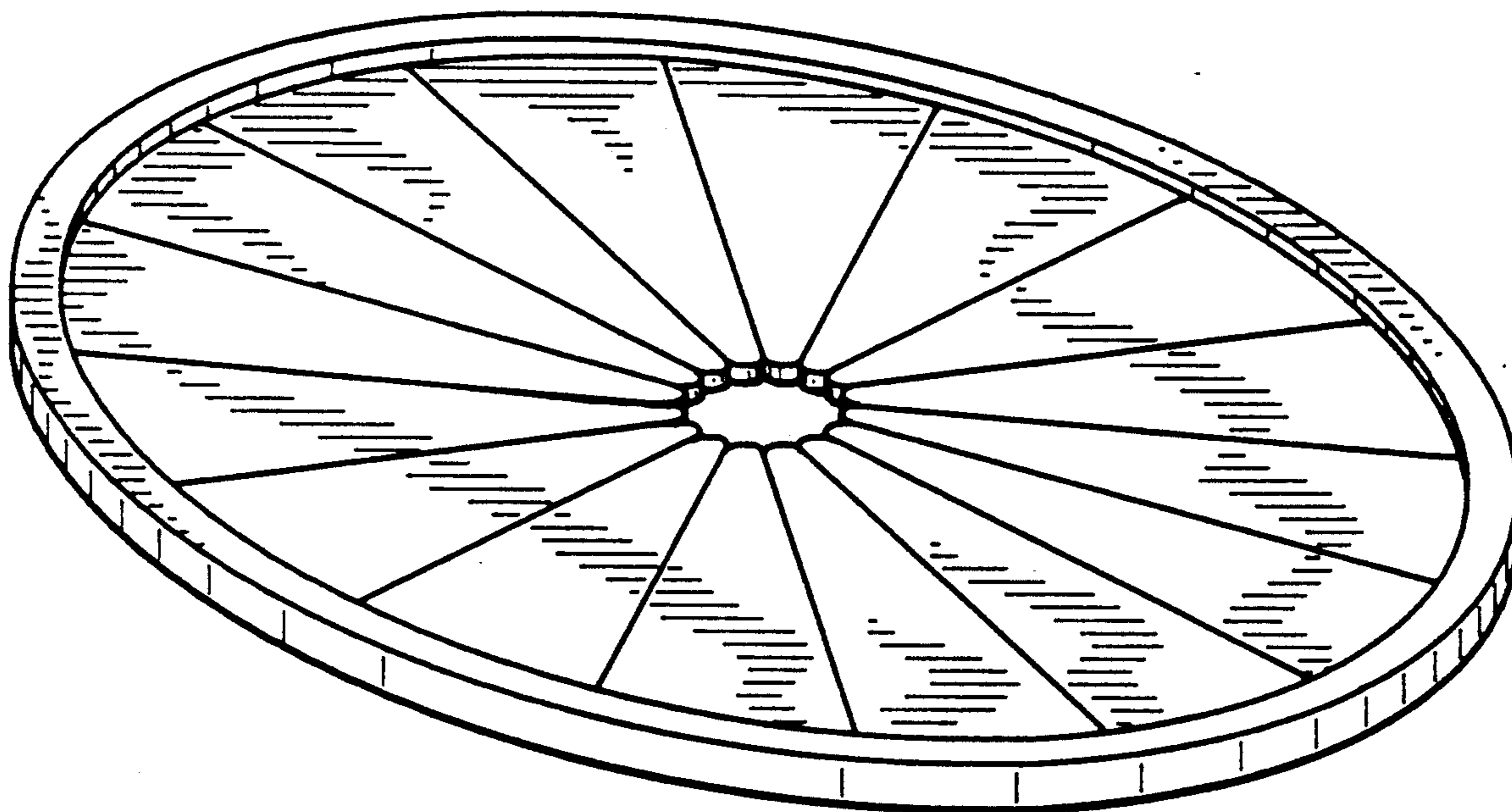
[56] References Cited

U.S. PATENT DOCUMENTS

D. 245,425	8/1977	Annis	D23/310
D. 262,648	1/1982	Lemmon	D23/310
2,407,005	9/1946	Haley	4/231
2,617,996	11/1952	Hoffman et al.	4/256.1
3,350,722	11/1967	Moreschini	4/300.3
3,486,172	12/1969	Gleichert	4/300.3
3,614,790	10/1971	Billingsly et al.	4/300.3
3,723,998	4/1973	Wehr	4/300.3

DESCRIPTION

FIG. 1 is a perspective view of a splash guard for toilet bowl showing my new design; FIG. 2 is a top plan view thereof; FIG. 3 is a bottom plan view thereof; FIG. 4 is a side elevational view thereof, the opposite side being the same as the side shown; and, FIG. 5 is a front elevational view thereof, the rear being the same as the front shown.



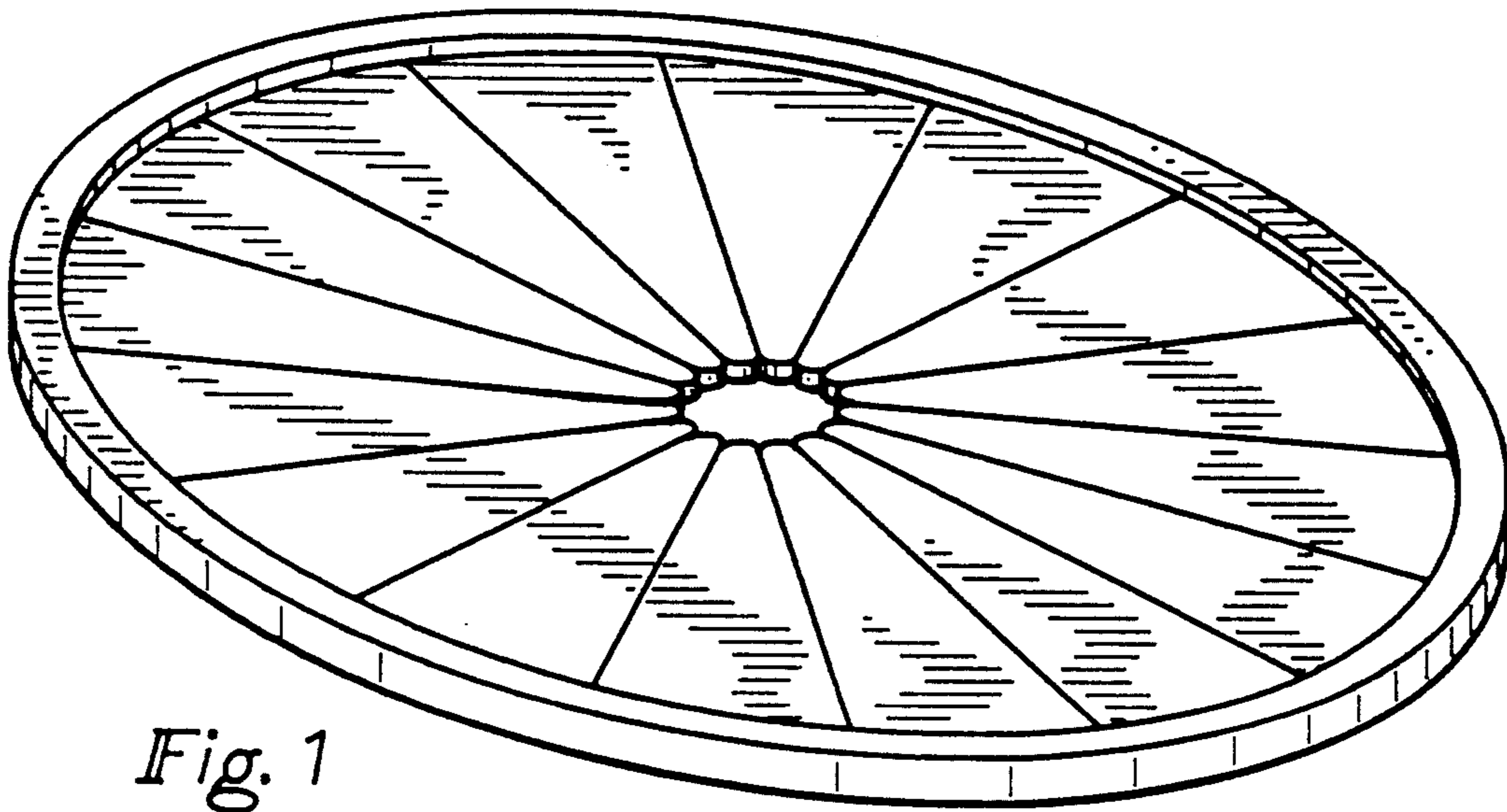


Fig. 1

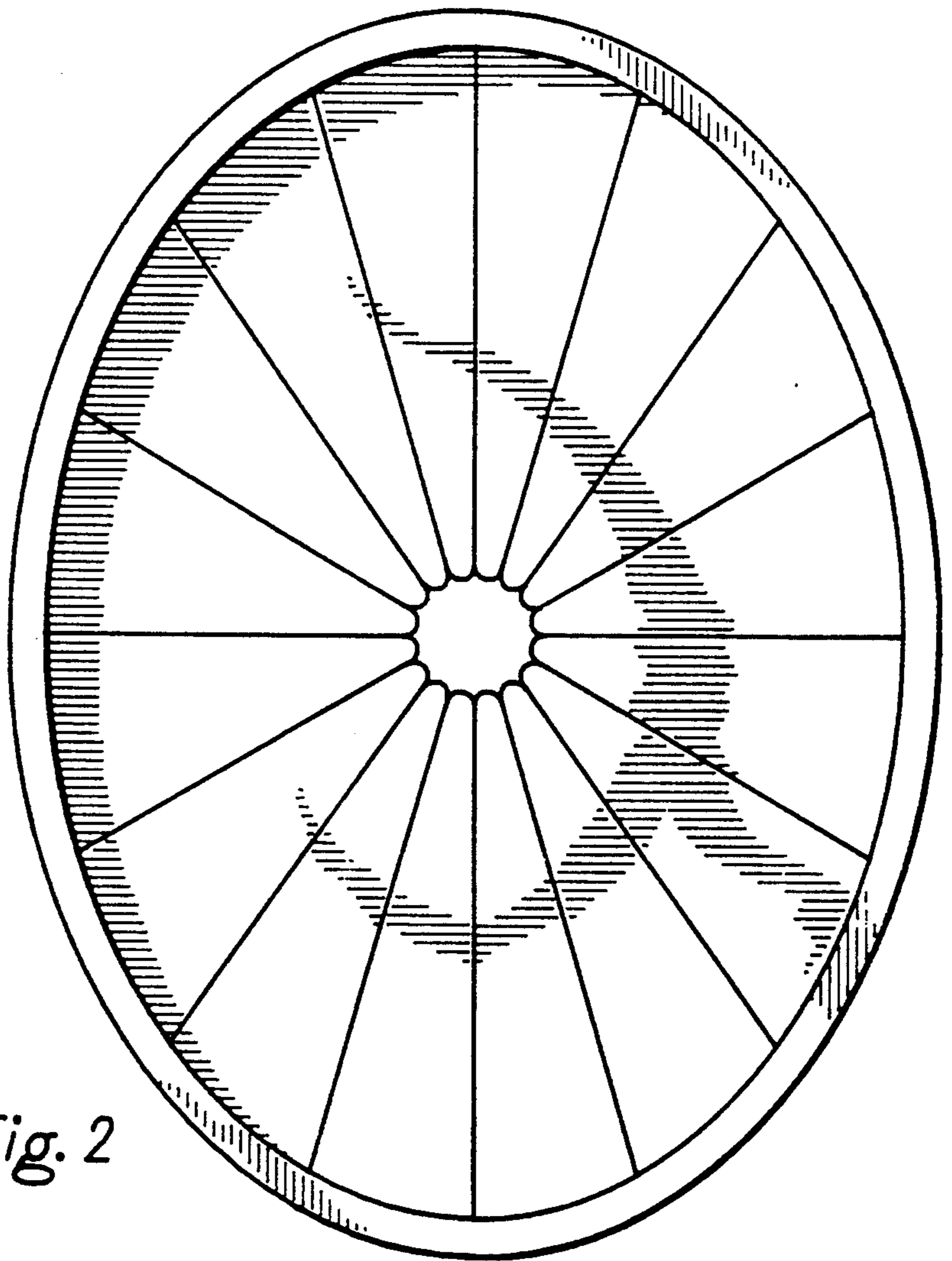


Fig. 2

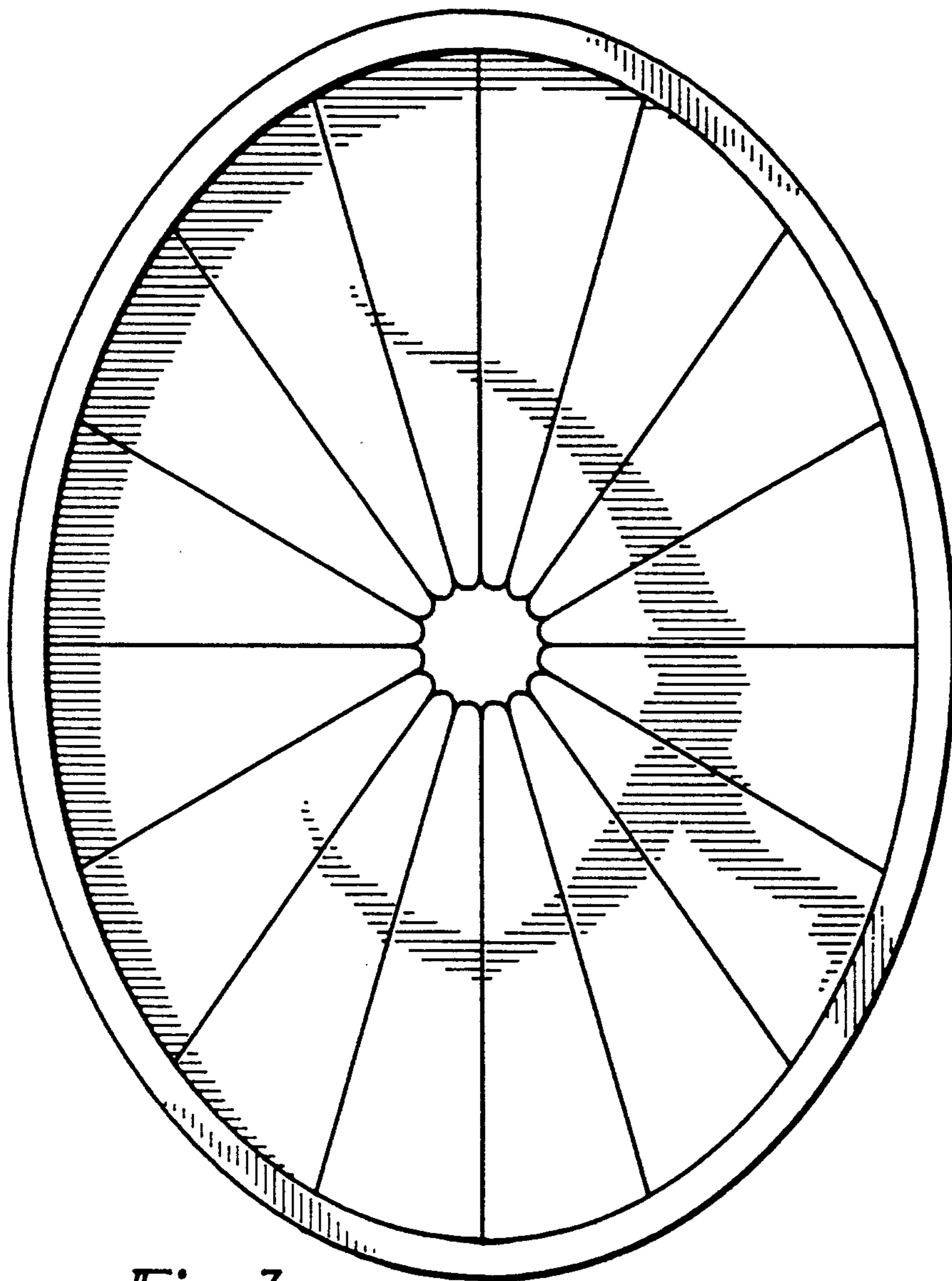


Fig. 3



Fig. 4



Fig. 5