



US00D341403S

United States Patent [19]

[11] Patent Number: **Des. 341,403**

Wilkinson et al.

[45] Date of Patent: **** Nov. 16, 1993**

[54] **WRIST EXERCISER**

[75] Inventors: **William T. Wilkinson, Chesapeake City, Md.; John J. Nelson, Bristol, Pa.**

[73] Assignee: **Whatnot, Inc., Cleveland, Ohio**

[**] Term: **14 Years**

[21] Appl. No.: **864,918**

[22] Filed: **Apr. 3, 1992**

[52] U.S. Cl. **D21/198**

[58] Field of Search **D21/191, 198, 197; 482/44, 45, 46, 47, 106, 108, 109; D8/303, 107**

[56] **References Cited**

U.S. PATENT DOCUMENTS

D. 264,983	6/1982	Logan	D21/198
D. 269,850	7/1983	Preisler et al.	D8/303
D. 274,122	6/1984	Stahel et al.	D8/303
D. 274,925	7/1984	Holcomb	D21/198
D. 299,333	1/1989	Cove	D8/303
2,668,055	2/1954	Sharp et al.	482/46
3,184,234	5/1965	Struble	482/46
3,666,267	5/1972	McKinney	482/46

3,708,164	1/1973	Griffin	272/67
3,856,297	12/1974	Schnell	482/118
4,379,552	4/1983	Webb	482/45
4,591,151	5/1986	Hensley	482/46
4,695,049	9/1987	Ciemiega	482/46
4,702,474	10/1987	Guibert	482/93
4,799,668	1/1989	Jansen	482/46
4,838,542	6/1989	Wilkinson	482/108
4,895,044	1/1990	Ekins	D8/303
5,046,727	9/1991	Wilkinson et al.	482/45

Primary Examiner—Bernard Ansher
Assistant Examiner—Philip Hyder
Attorney, Agent, or Firm—Connolly & Hutz

[57] **CLAIM**

The ornamental design for an wrist exerciser, as shown and described.

DESCRIPTION

FIG. 1 is a top plan view of a wrist exerciser showing my new design, with the bottom plan view being a mirror image thereof;
FIG. 2 is a front elevational view thereof, with the rear elevational view being a mirror image;
FIG. 3 is a right side elevational view thereof; and,
FIG. 4 is a left side elevational view thereof.

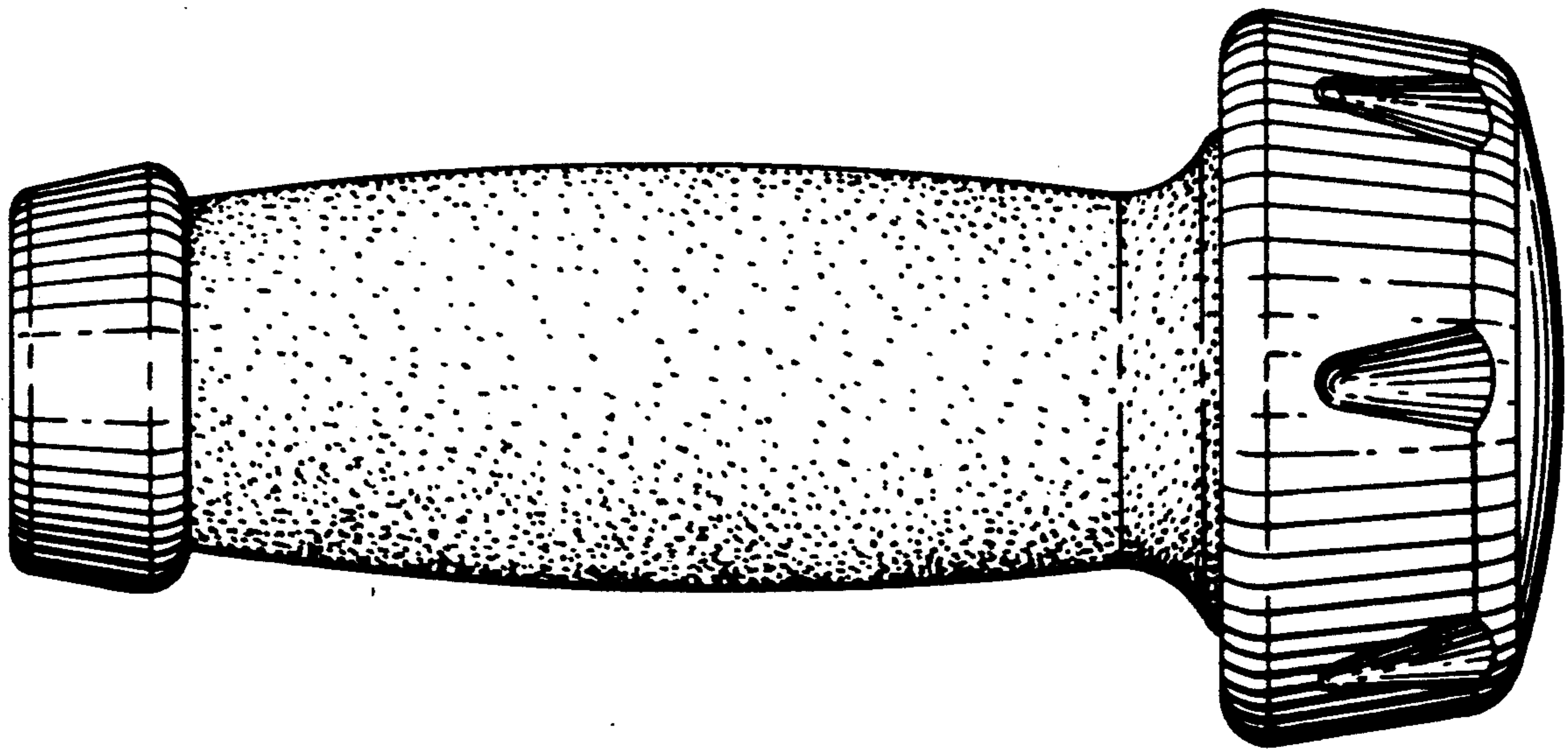


Fig. 1.

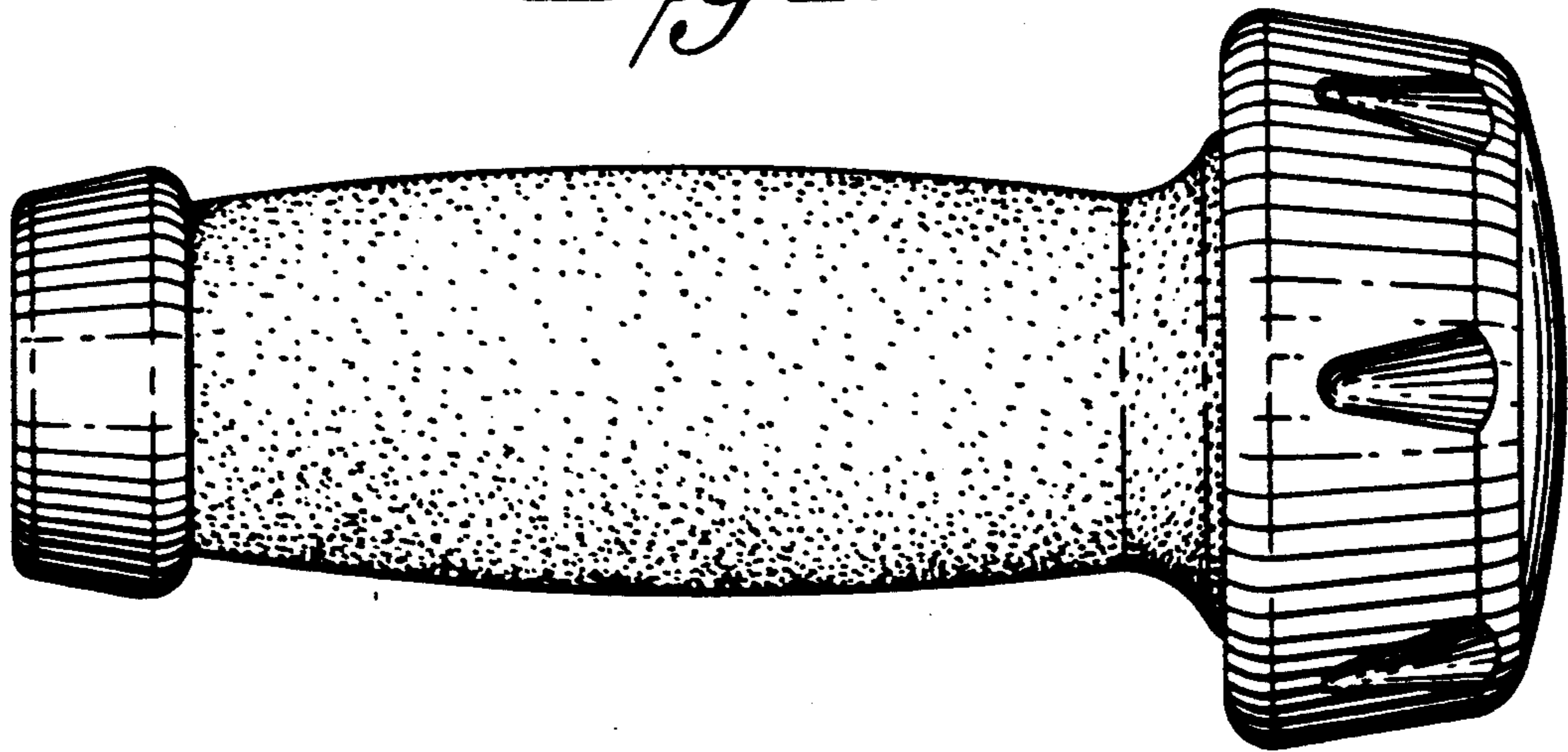


Fig. 2.

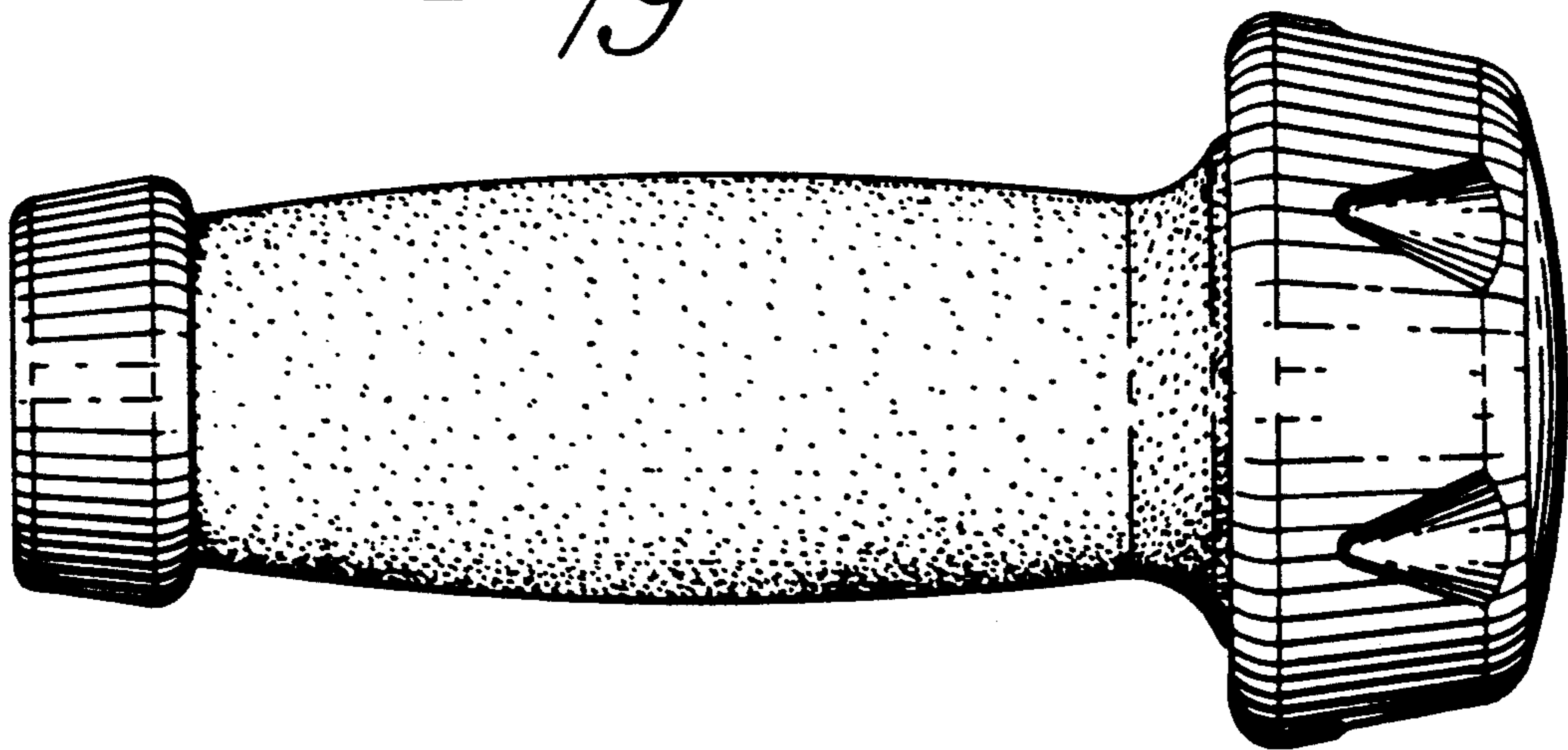


Fig. 3.




Fig. 4.

