



US00D341397S

# United States Patent [19]

[11] Patent Number: **Des. 341,397**

**Newman, Jr.**

[45] Date of Patent: **\*\* Nov. 16, 1993**

[54] **TOY SOLDIER**

D. 193,725 10/1962 Him ..... D21/154  
D. 309,403 7/1990 Pierotti ..... D21/178 X

[76] Inventor: **Rexford L. Newman, Jr.**, 3428 Via La Selva, Palos Verdes Estates, Calif. 90274

*Primary Examiner*—Bernard Ansher  
*Assistant Examiner*—Lucy Lieberman  
*Attorney, Agent, or Firm*—Charles H. Thomas

[\*\*] Term: **14 Years**

[57] **CLAIM**

[21] Appl. No.: **729,808**

The ornamental design for a toy soldier, as shown and described.

[22] Filed: **Jul. 15, 1991**

[52] U.S. Cl. .... **D21/150; D21/154; D21/178**

### DESCRIPTION

[58] Field of Search ..... **D21/177, 178, 154, 150, D21/166, 171; 446/268, 376, 381; D11/160**

FIG. 1 is a perspective view of a toy soldier embodying my new design;

[56] **References Cited**

FIG. 2 is a front elevational view thereof;

#### U.S. PATENT DOCUMENTS


D. 70,728 8/1926 Babbitt ..... D31/154  
D. 70,729 8/1926 Babbitt ..... D21/154  
D. 75,887 7/1928 Wetzell ..... D21/150  
D. 76,127 8/1928 Drucklieb ..... D11/160 X

FIG. 3 is a rear elevational view thereof;

FIG. 4 is a left side elevational view thereof, it being understood that the right side elevational view appears as a mirror image thereof;

FIG. 5 is a top plan view thereof; and,

FIG. 6 is a bottom plan view thereof.



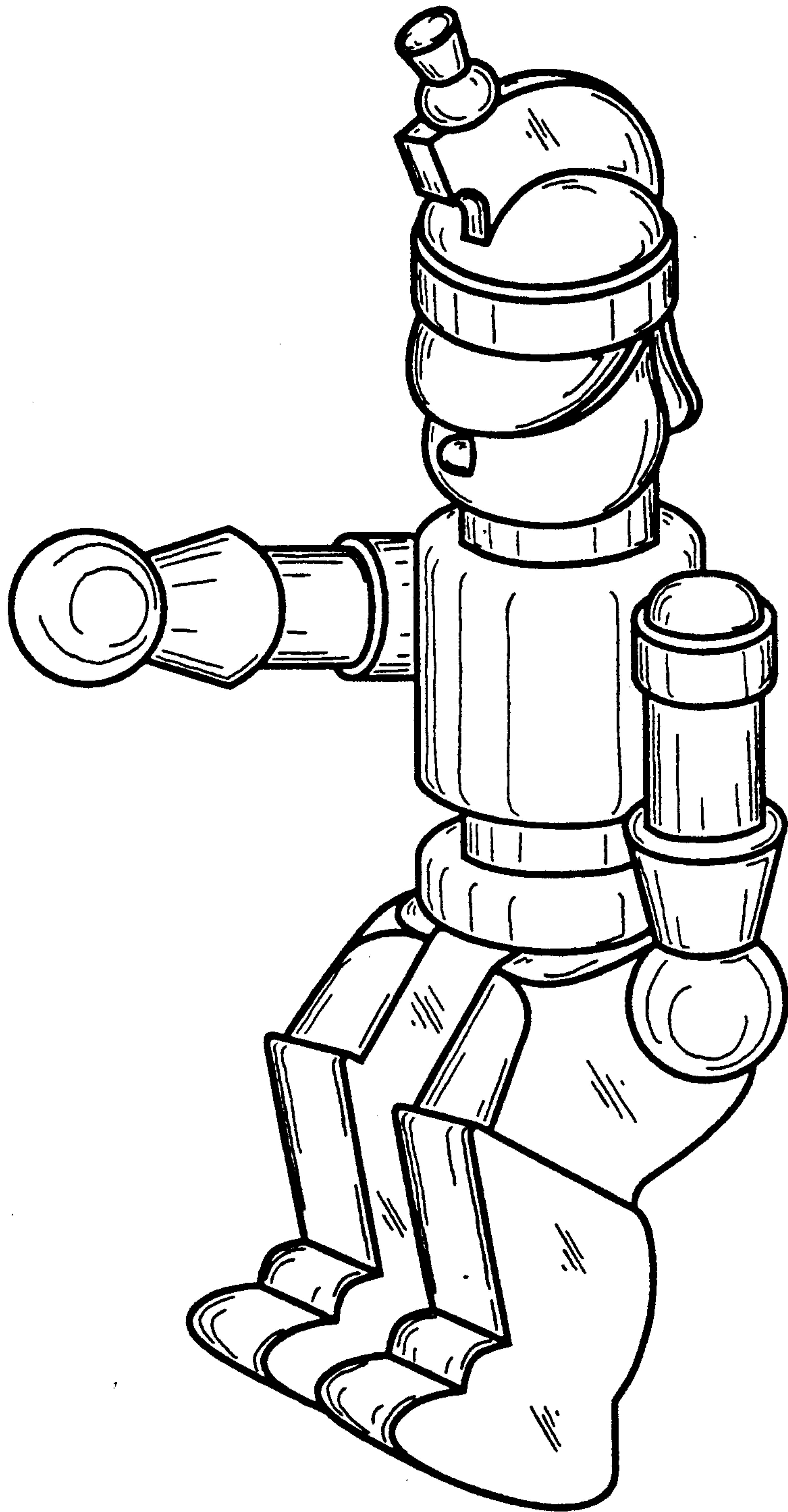


FIG. 1




FIG. 5

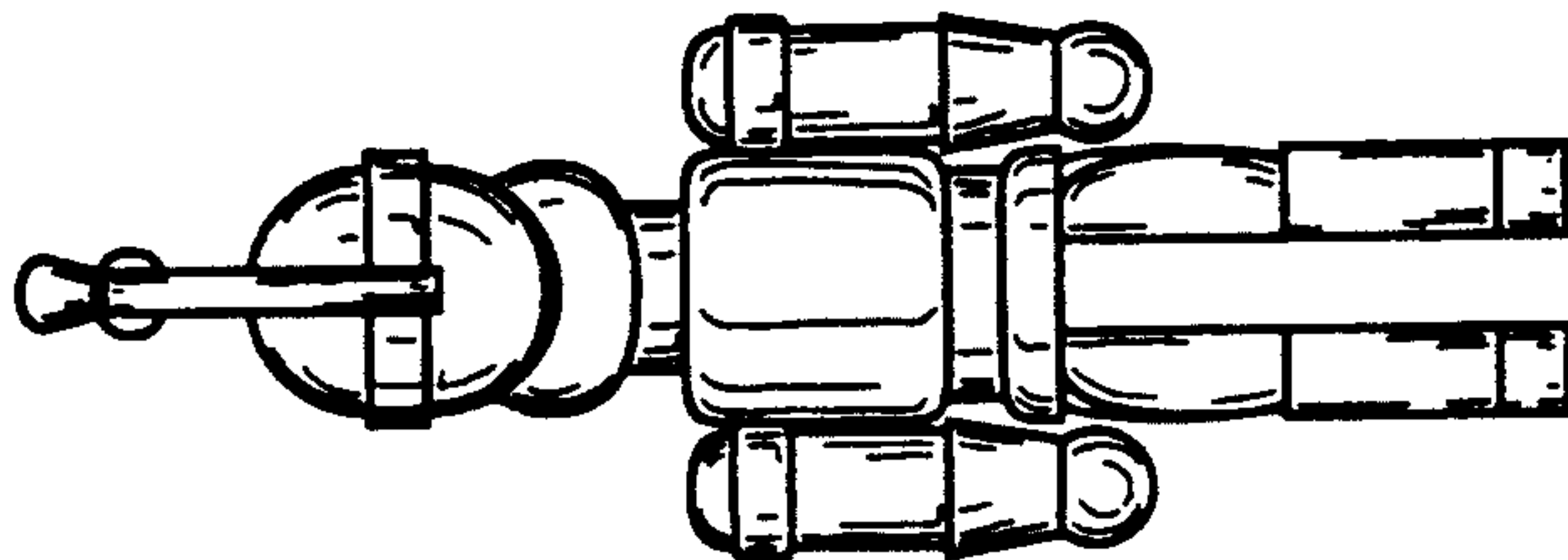


FIG. 3

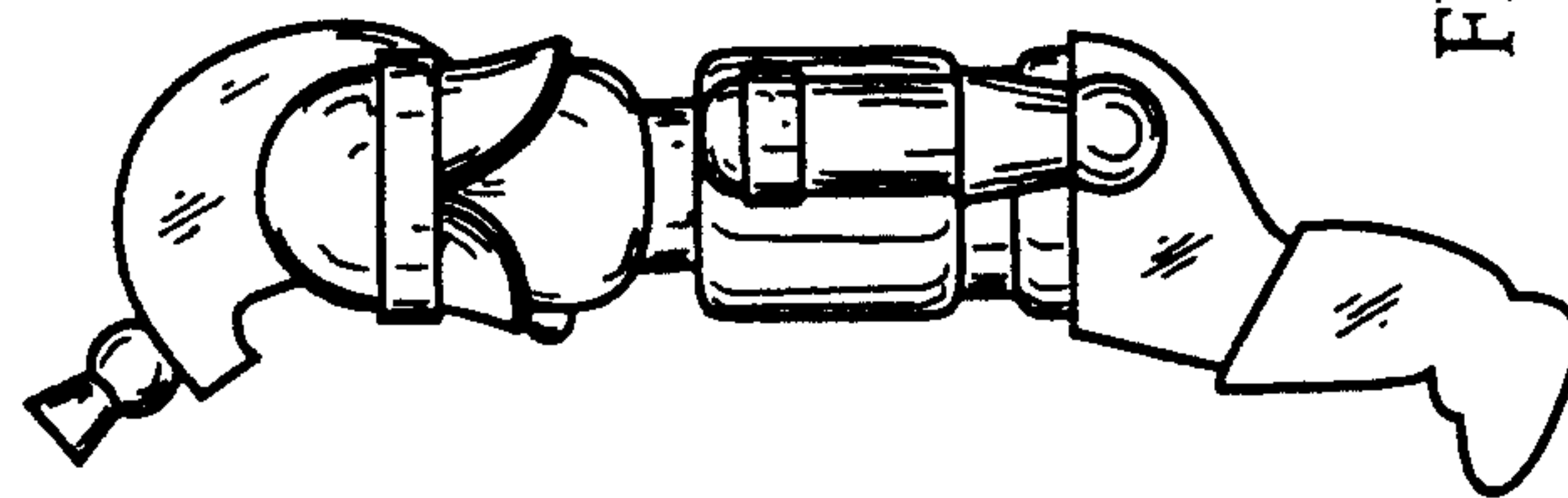


FIG. 4

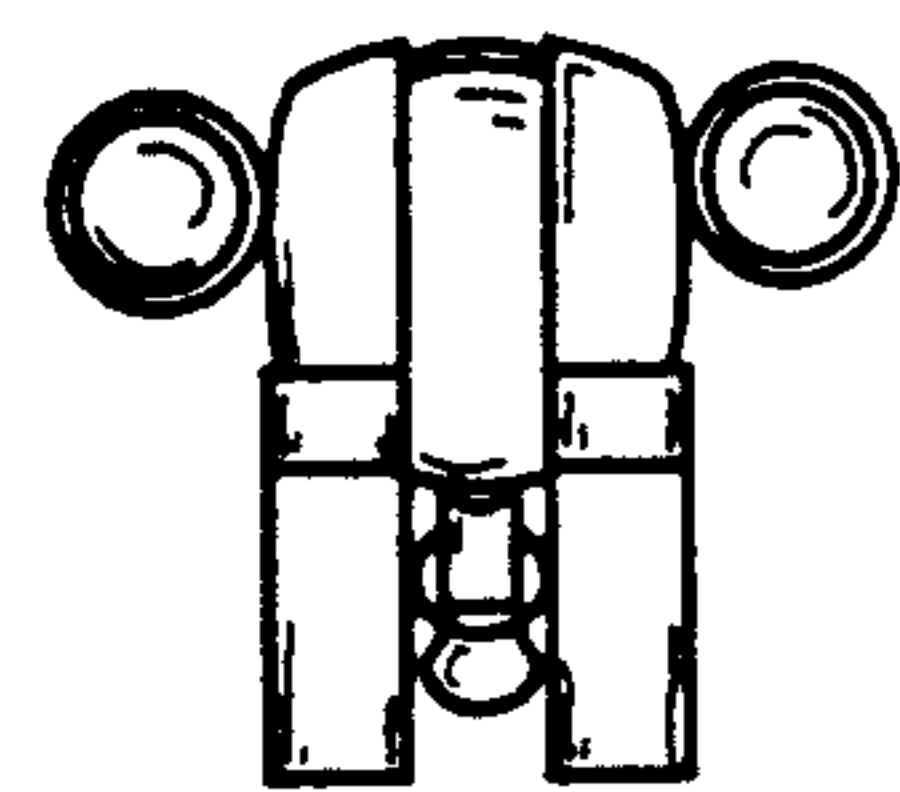


FIG. 6

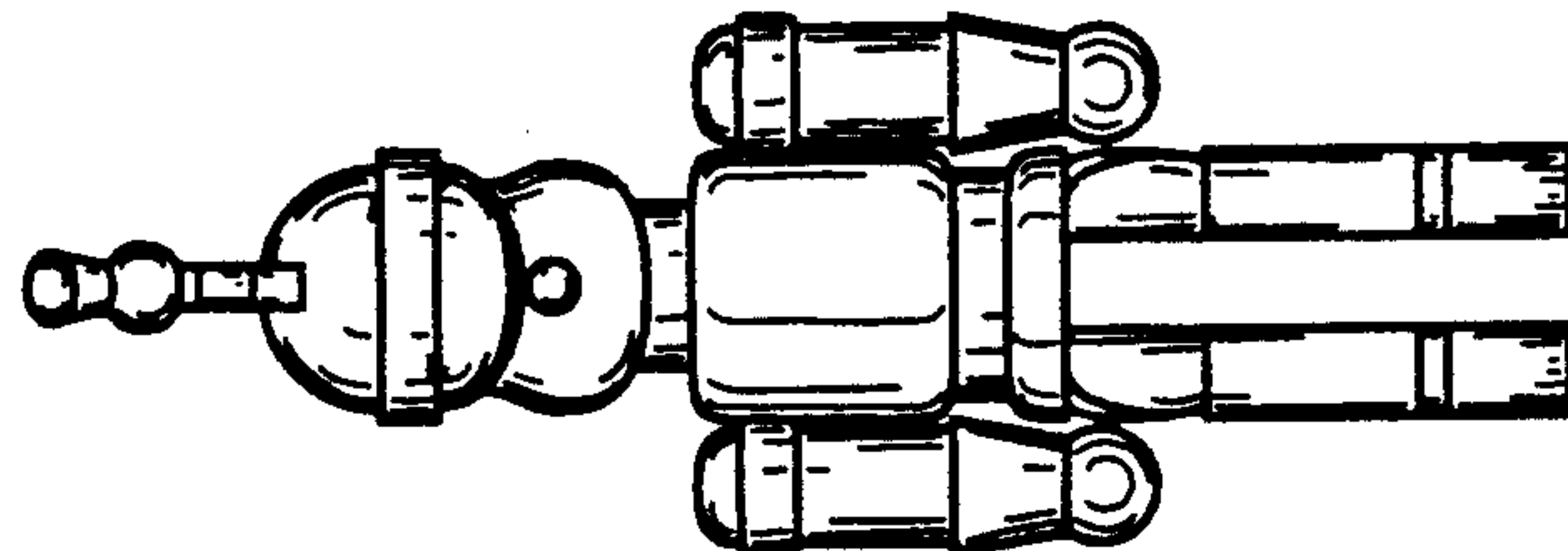


FIG. 2