



US00D341380S

# United States Patent [19]

[11] Patent Number: Des. 341,380

Morgan, Jr. et al.

[45] Date of Patent: \*\* Nov. 16, 1993

[54] SIGN

[75] Inventors: **Annis R. Morgan, Jr.; H. Kenneth Duke; Blair A. Caplinger**, all of Atlanta, Ga.

[73] Assignee: **The Coca-Cola Company**, Atlanta, Ga.

[\*\*] Term: **14 Years**

[21] Appl. No.: **817,130**

[22] Filed: **Dec. 31, 1991**

[52] U.S. Cl. .... **D20/37**

[58] Field of Search ..... **D20/10, 37, 39, 40, D20/41, 42; 40/584, 538, 539, 540, 541, 542, 546, 616, 411, 421, 427**

[56] **References Cited**

**U.S. PATENT DOCUMENTS**

D. 91,827	3/1934	Jaehnigen et al. ....	D20/37
D. 154,534	7/1949	Dwinell .	
D. 163,841	7/1951	Andriessen .....	D20/37
D. 183,316	8/1958	Karos .	
D. 216,659	2/1970	Lofgren .	
1,256,645	2/1918	Barnett .	
1,425,758	8/1922	Finger et al. .	
1,466,776	9/1923	White .	
1,804,595	5/1931	Curtiss .....	40/427
2,296,752	9/1942	Whetzel .....	40/616
2,537,239	1/1951	Schuerman .	
2,597,985	5/1952	Grossu .	
2,614,145	10/1952	Watkins .	
2,870,558	1/1959	Fuller .....	40/616

3,199,239	8/1965	Reed .	
4,002,022	1/1977	Lopez .	
4,077,146	3/1978	Nasgowitz .....	40/616
4,189,859	2/1980	Ahlgren .	
4,271,620	6/1981	Vicino et al. .	

*Primary Examiner*—Wallace R. Burke  
*Assistant Examiner*—Marcus Jackson  
*Attorney, Agent, or Firm*—Lynne R. O'Brien; W. Dexter Brooks; Eduardo M. Carreras

[57] **CLAIM**

The ornamental design for a sign, as shown and described.

**DESCRIPTION**

FIG. 1 is a perspective view of a sign showing our new design, with the broken line showing for illustrative purposes only and forming no part of the claimed design;

FIG. 2 is a front plan view thereof;

FIG. 3 is a left side view thereof;

FIG. 4 is a right side view thereof;

FIG. 5 is a top plan view thereof;

FIG. 6 is a bottom plan view thereof;


FIG. 7 is a front elevational view of a second embodiment thereof, wherein the only difference resides in the removal of the bottle cap, inclusion of a straw and the bottle in empty condition;


FIG. 8 is a left side view thereof;

FIG. 9 is a right side view thereof;


FIG. 10 is a top plan view thereof; and,

FIG. 11 is a bottom plan view thereof.

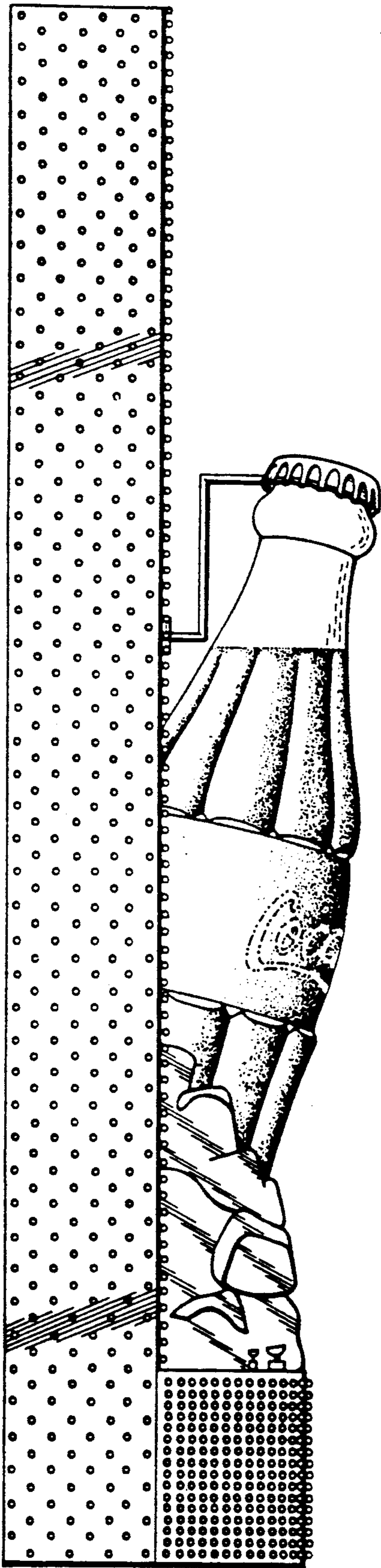




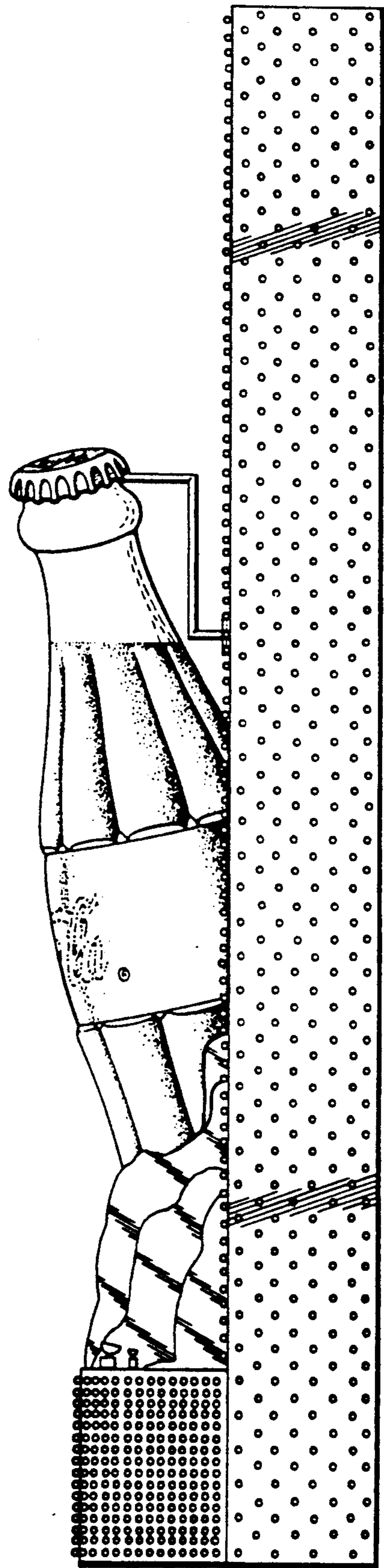
**FIG 1**



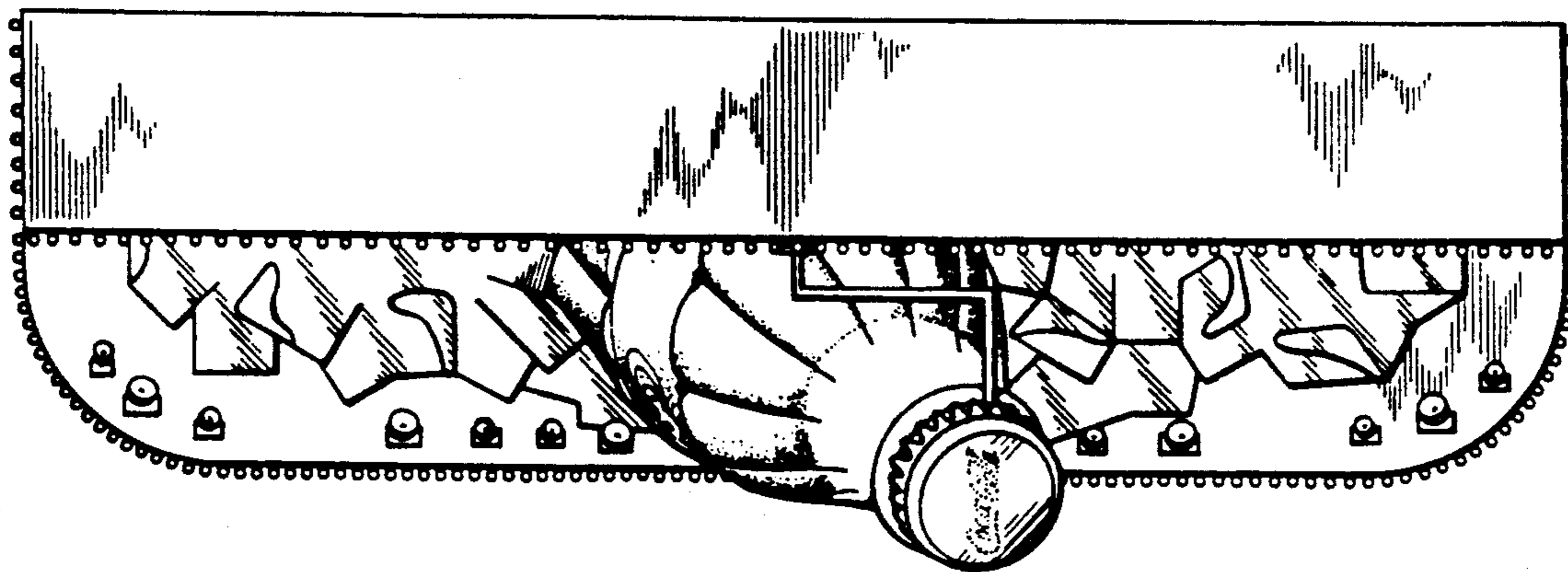
**FIG 2**



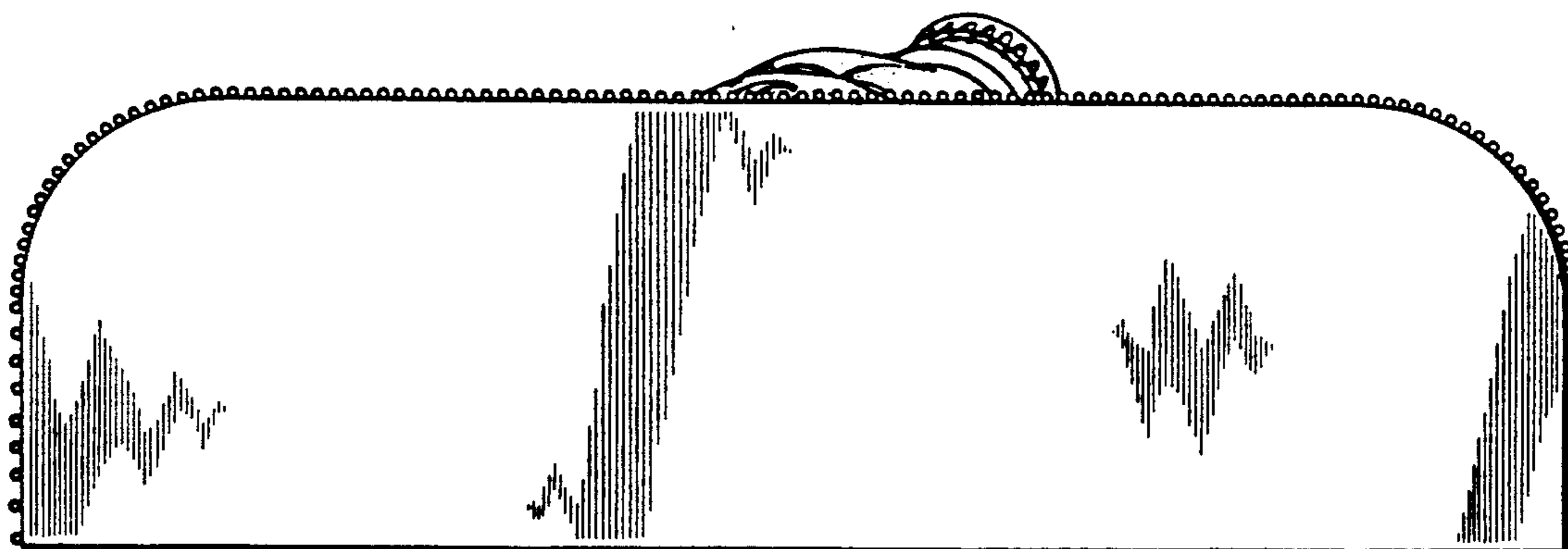
**FIG 3**




**FIG 4**



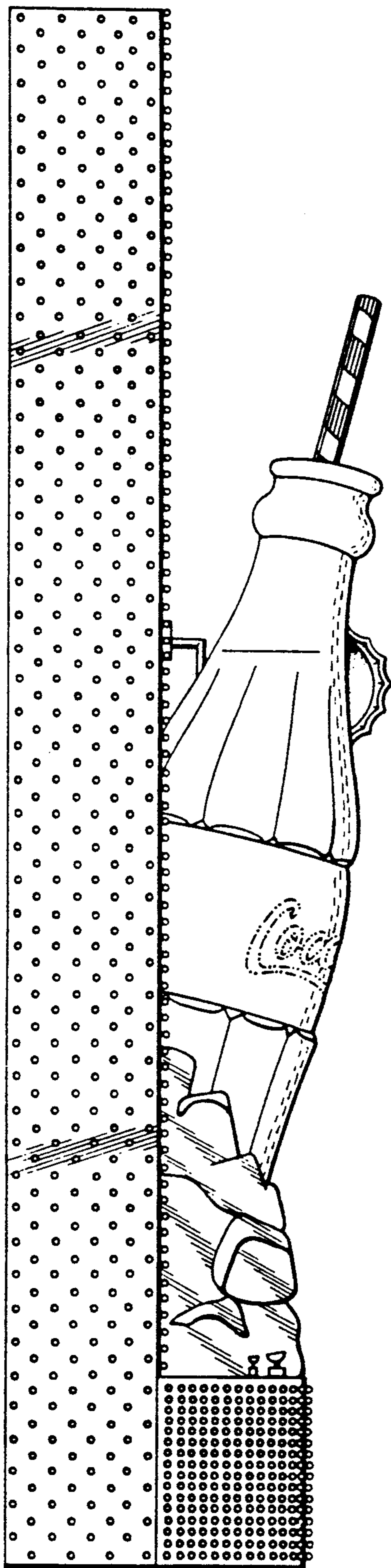
**FIG 5**



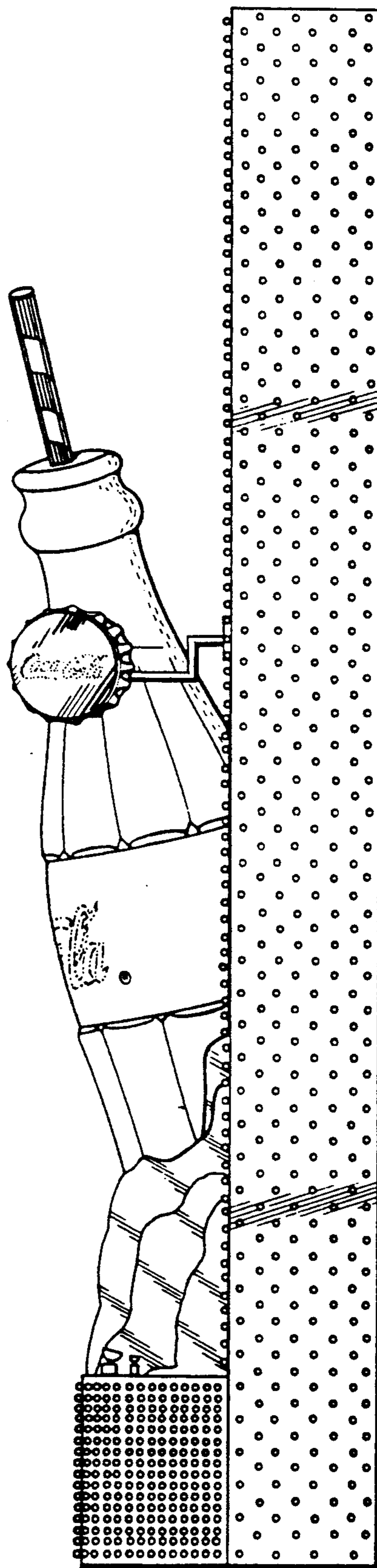
**FIG 6**



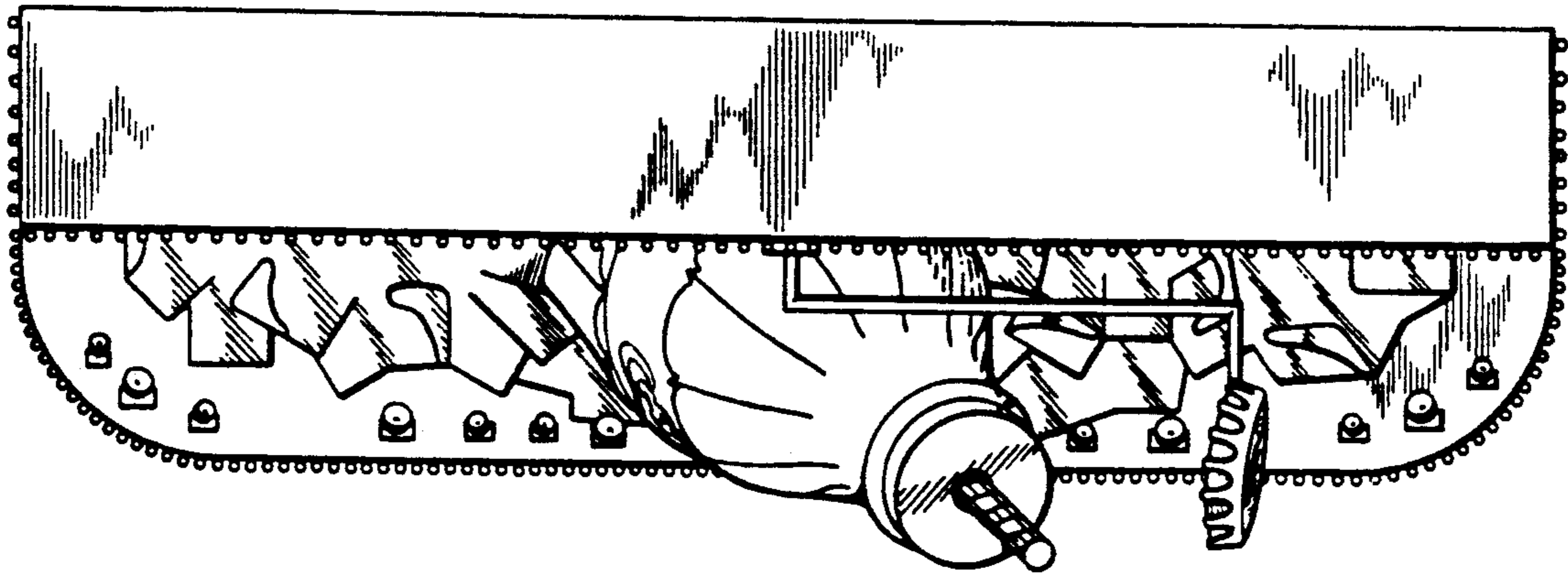
**FIG 7**



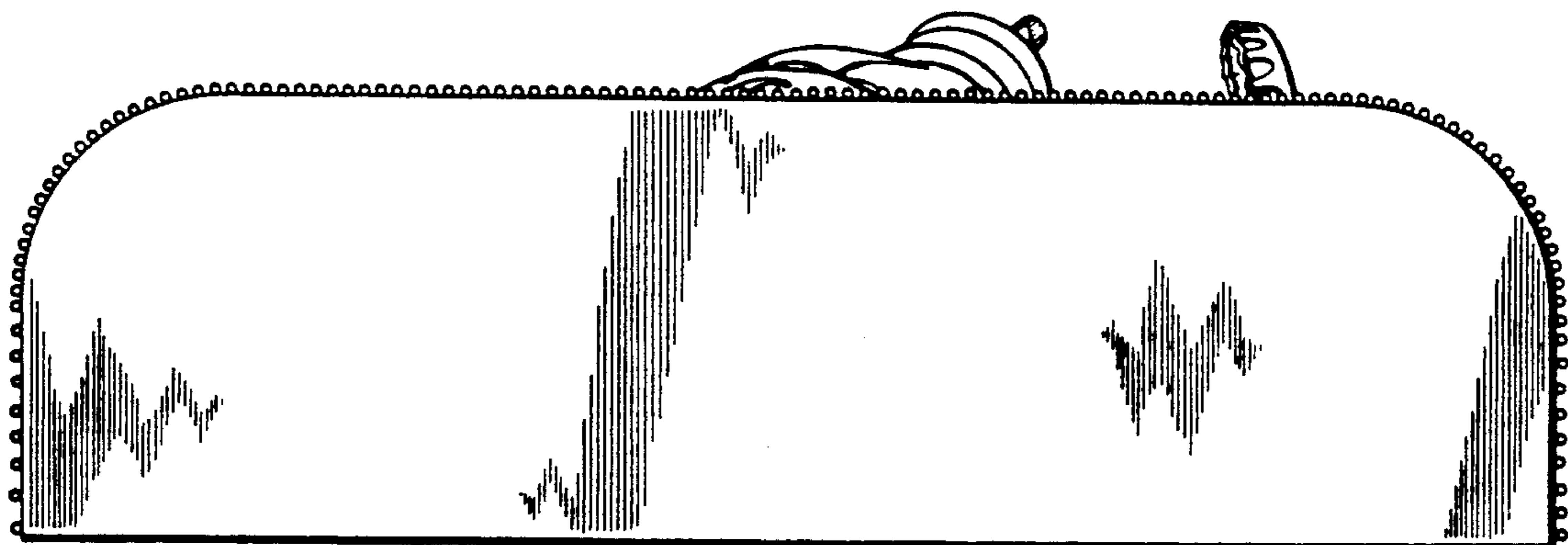
**FIG 8**



**FIG 9**



**FIG 10**



**FIG 11**