



US00D341379S

# United States Patent [19]

[11] Patent Number: **Des. 341,379**

**Edwards, III**

[45] Date of Patent: **\*\* Nov. 16, 1993**

[54] **ELECTRIC NAME TAG**

[76] Inventor: **Eddie L. Edwards, III, P.O. Box 883,  
Newport News, Va. 32607**

[\*\*] Term: **14 Years**

[21] Appl. No.: **719,589**

[22] Filed: **Jun. 24, 1991**

4,215,388 7/1980 Reimann ..... 40/1.5  
 4,637,148 1/1987 Barlow ..... 40/1.5  
 4,698,927 10/1987 Yoshiro ..... 40/1.5  
 4,866,865 9/1989 Yang ..... 40/1.5  
 5,010,665 4/1991 Clinkscates ..... 40/1.5

*Primary Examiner*—Wallace R. Burke  
*Assistant Examiner*—Marcus Jackson  
*Attorney, Agent, or Firm*—Leon Gilden

### Related U.S. Application Data

[63] Continuation-in-part of Ser. No. 529,587, May 29, 1990, abandoned.

[52] U.S. Cl. .... **D20/27**

[58] Field of Search ..... **D20/10, 12, 39, 40,  
D20/42, 22, 23, 27, 28; 40/1, 1.5, 1.6**

### [57] CLAIM

The ornamental design for a electric name tag, as shown and described.

### DESCRIPTION

### [56] References Cited

#### U.S. PATENT DOCUMENTS

D. 171,909 4/1954 Nelson ..... D20/10  
 D. 186,491 11/1959 Wilson ..... D20/10  
 D. 271,861 12/1983 Patton ..... D20/10  
 D. 324,884 3/1992 Pannkuk ..... D20/10

FIG. 1 is a front elevational view of the electric name tag showing my new design with the broken line showing for illustrative purposes only and forms no part of the claimed design;

FIG. 2 is a rear elevational view thereof;

FIG. 3 is a left side elevational view thereof;

FIG. 4 is a right side elevational view thereof;

FIG. 5 is a top plan view thereof; and,

FIG. 6 is a bottom plan view thereof.




FIG. 1



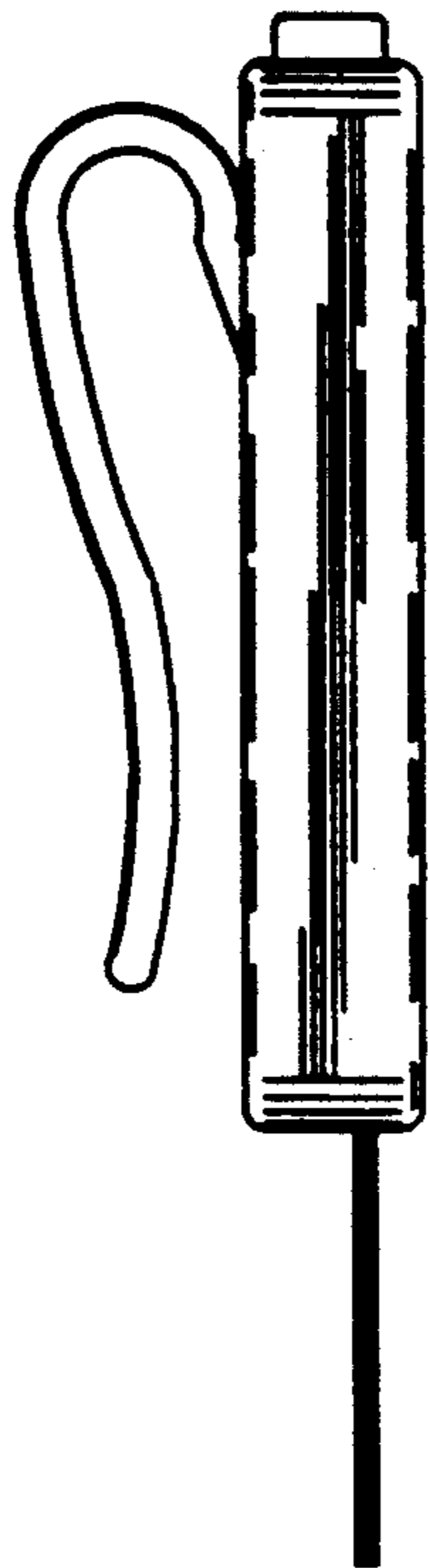


FIG. 2



*FIG. 3*



*FIG. 4*




FIG. 5




FIG. 6

