



US00D341374S

# United States Patent [19]

[11] Patent Number: Des. 341,374

Ferranti et al.

[45] Date of Patent: \*\* Nov. 16, 1993

[54] DISPLAY BINDER

[75] Inventors: Christopher J. Ferranti, Bedford;  
Kathleen A. Boston, Mentor;  
Christine A. Wearsch, Sagamore  
Hills; Deborah A. Zadnik, Kirtland,  
all of Ohio

[73] Assignee: C&A Wallcoverings, Cleveland, Ohio

[\*\*] Term: 14 Years

[21] Appl. No.: 9

[22] Filed: Oct. 2, 1992

[52] U.S. Cl. .... D19/27

[58] Field of Search ..... D19/26, 27, 28, 29,  
D19/32, 33; 281/33, 19, 15.1, 21.1, 35, 45;  
206/457; 402/75, 76, 56, 73

2,380,780	7/1945	Novak .	
3,058,401	10/1962	Cross .	
3,090,143	5/1963	Arnold .	
3,091,482	5/1963	Cirigliano .....	402/73
3,996,161	6/1976	Nichols .	
4,213,520	7/1980	Sarna et al. ....	281/33
4,294,558	10/1981	Errichiello .....	402/75
4,365,434	12/1982	Doyel .	
4,420,270	12/1983	Rossello .....	281/33
4,603,995	8/1986	Vilona .....	281/33 X

Primary Examiner—Wallace R. Burke  
Assistant Examiner—Pamela Burgess  
Attorney, Agent, or Firm—Bell, Seltzer, Park & Gibson

### [57] CLAIM

The ornamental design for a display binder, as shown and described.

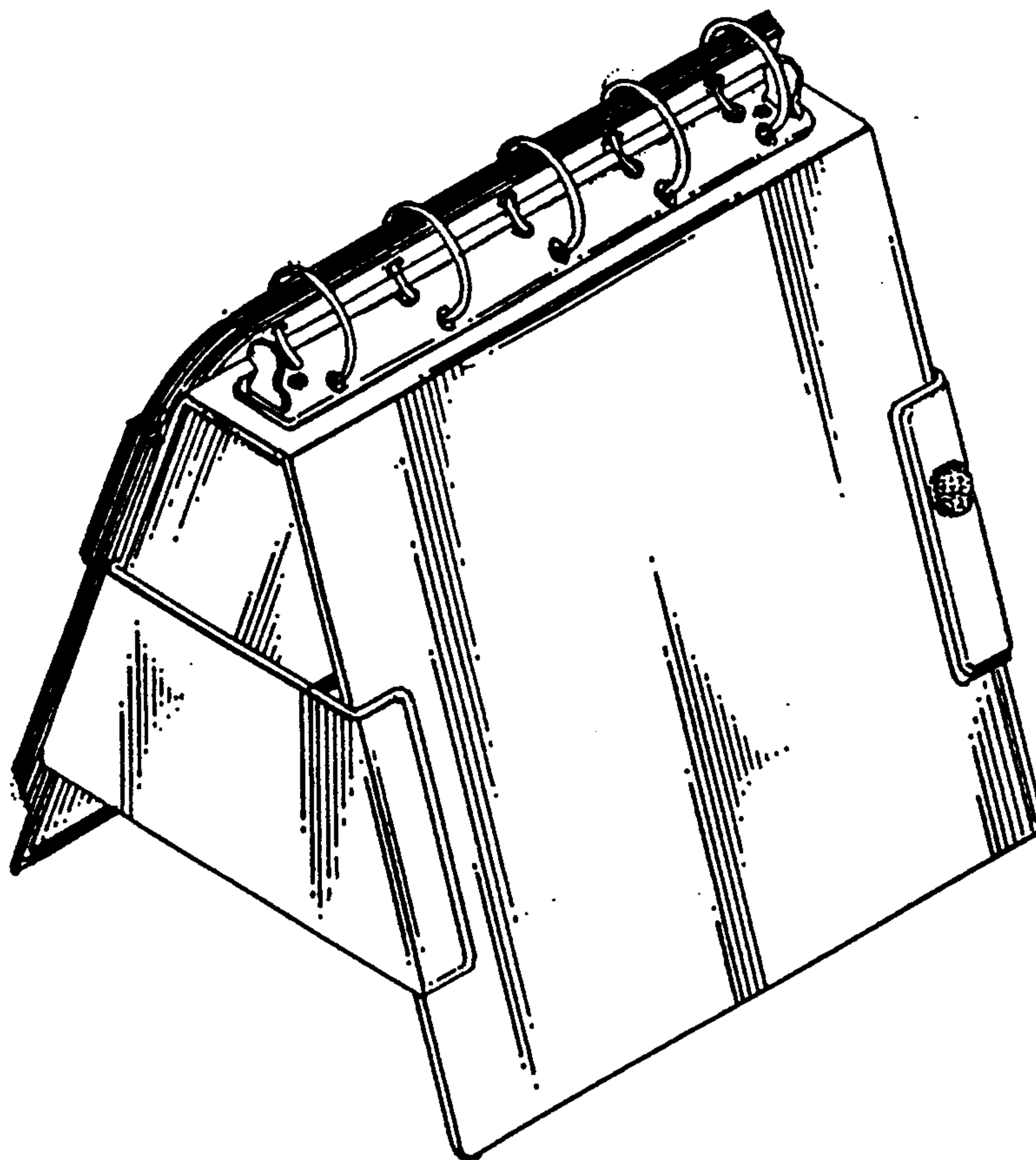
### DESCRIPTION

FIG. 1 is a front perspective view of a display binder in its open position illustrating our new design; FIG. 2 is a side elevation view thereof; FIG. 3 is a bottom perspective view thereof; FIG. 4 is a top perspective view of our display binder in its partially opened position; FIG. 5 is another top perspective view of our display binder also illustrating a partially opened position; and, FIG. 6 is a front perspective view of on display binder in its closed position.

### [56] References Cited

#### U.S. PATENT DOCUMENTS

D. 278,543	4/1985	Gintz .....	D19/27
550,382	10/1895	Willson .	
575,270	1/1897	Plant .	
1,105,507	0/1914	Gearhart .	
2,080,591	5/1937	Wright .	
2,113,099	4/1938	Sloan .....	281/29
2,229,012	2/1940	Geyzer .	
2,236,591	7/1945	Barrett .	



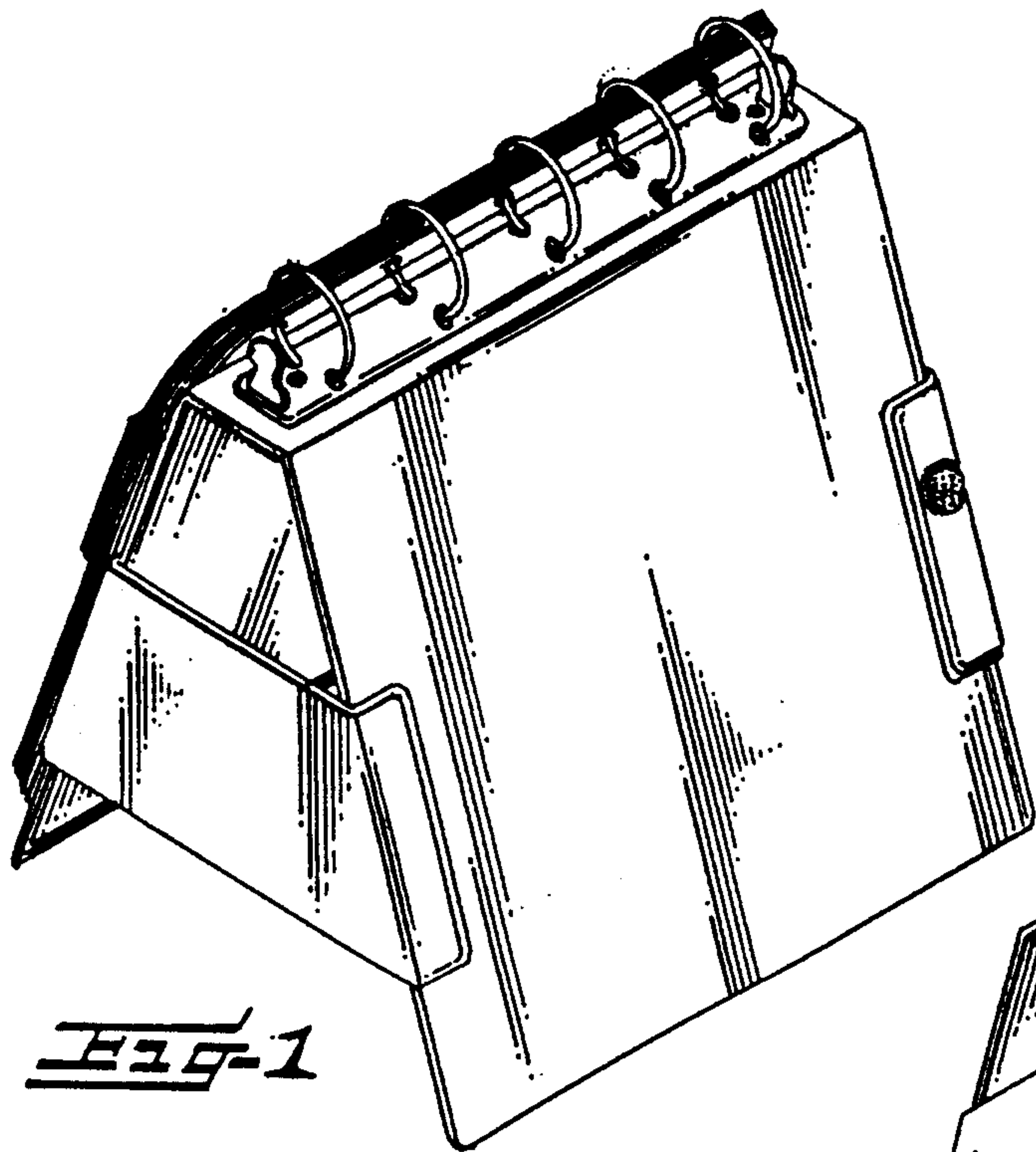


FIG-1

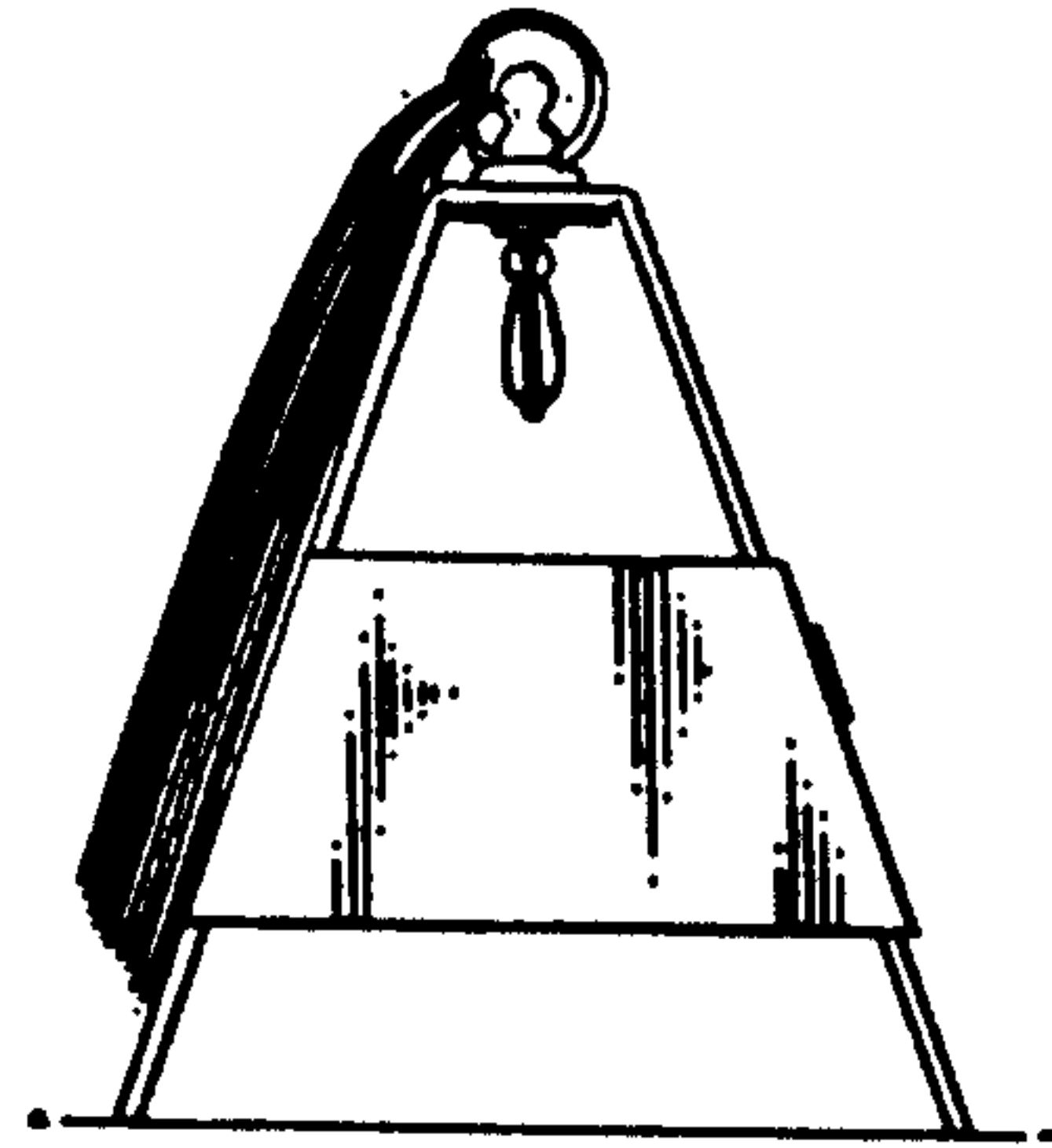


FIG-2




FIG-4

FIG-3

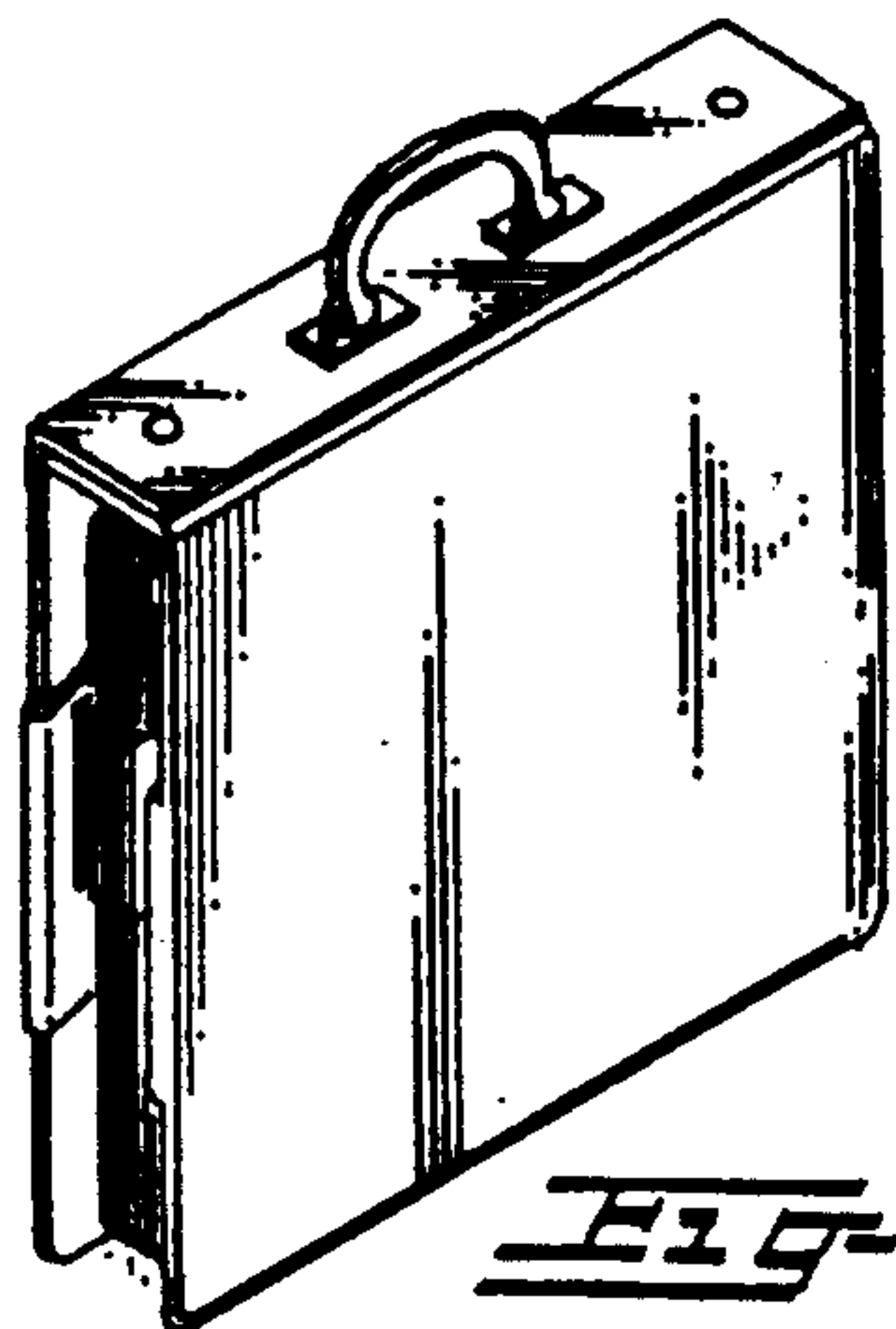


FIG-6

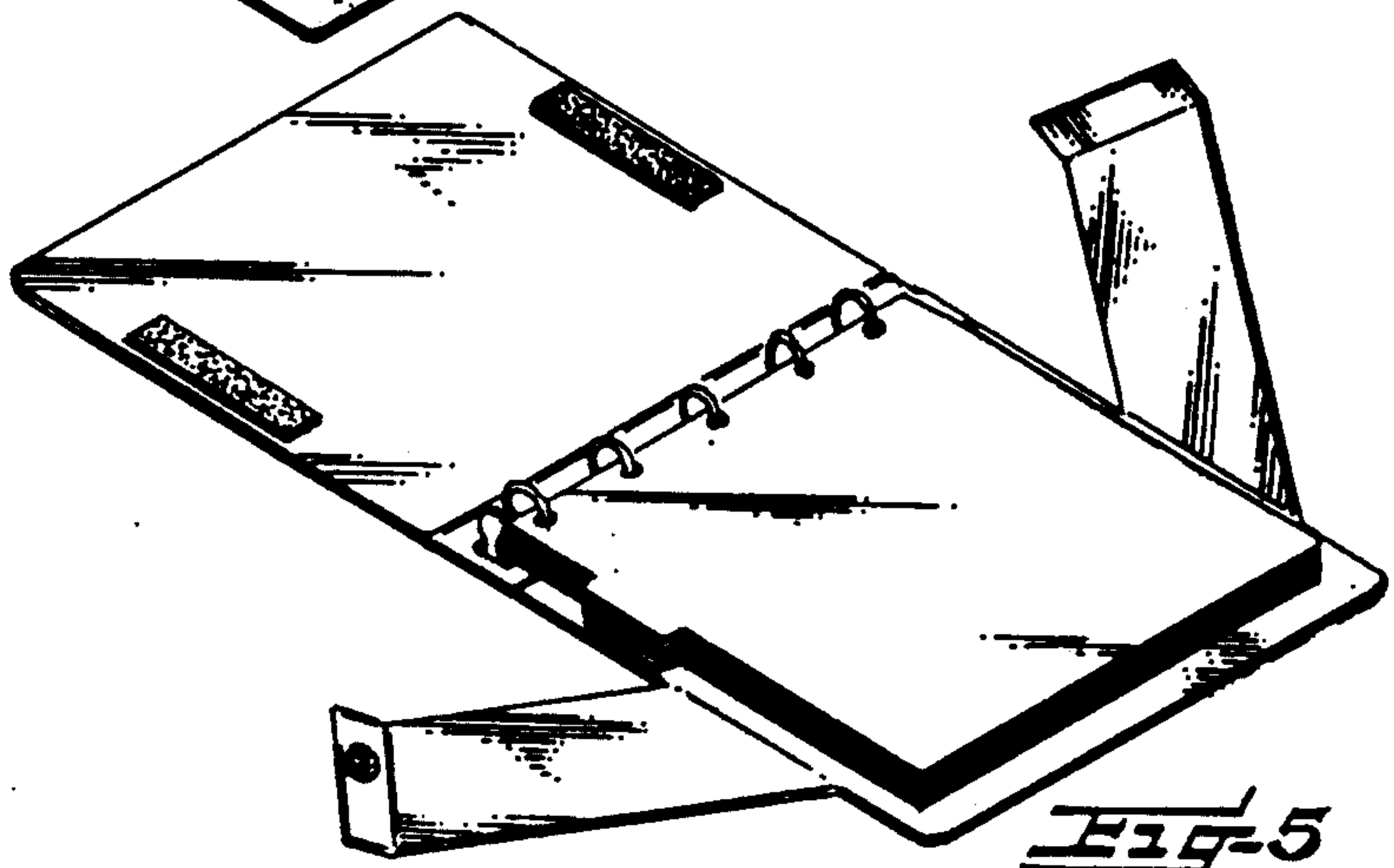


FIG-5