



US00D341371S

United States Patent [19]

[11] Patent Number: Des. 341,371

Wong

[45] Date of Patent: ** Nov. 16, 1993

[54] CABINET FOR AN ELECTRONIC PIANO

[76] Inventor: Myndilee Wong, 151 Wilbur Dr., N.E., North Canton, Ohio 44720

[**] Term: 14 Years

[21] Appl. No.: 3,052

[22] Filed: Dec. 29, 1992

D. 168,962	3/1953	Millington et al.	D17/8
D. 252,964	9/1979	Bowman, Jr.	D6/434
D. 265,483	7/1982	Franz	D17/6
D. 307,762	5/1990	Ryan	D17/5
1,642,356	9/1927	Brey	84/177
2,113,045	4/1938	Evans	84/174
3,635,174	1/1972	Ball et al.	108/150
4,163,867	8/1979	Breidenbach	174/48
4,406,205	9/1983	Paray	84/183

Primary Examiner—Melvin B. Feifer
Assistant Examiner—Adir Aronovich
Attorney, Agent, or Firm—Roger D. Emerson

Related U.S. Application Data

[63] Continuation of Ser. No. 733,159, Jul. 19, 1991, Pat. No. 5,174,639.

[52] U.S. Cl. D17/7; D17/5

[58] Field of Search D17/1, 2, 5, 6, 7, 8; D6/432, 434, 450; 84/172-174, 176, 178, 179, 180; 312/223.1, 351.3; D21/64

[57] CLAIM

The ornamental design for a cabinet for an electronic piano, as shown.


DESCRIPTION

FIG. 1 is a top, front perspective view of a cabinet for an electronic piano showing my new design; FIG. 2 is a front view thereof; FIG. 3 is a top plan view thereof; and, FIG. 4 is a side view thereof.

[56] References Cited

U.S. PATENT DOCUMENTS

D. 146,243 1/1947 Zaiser D17/7



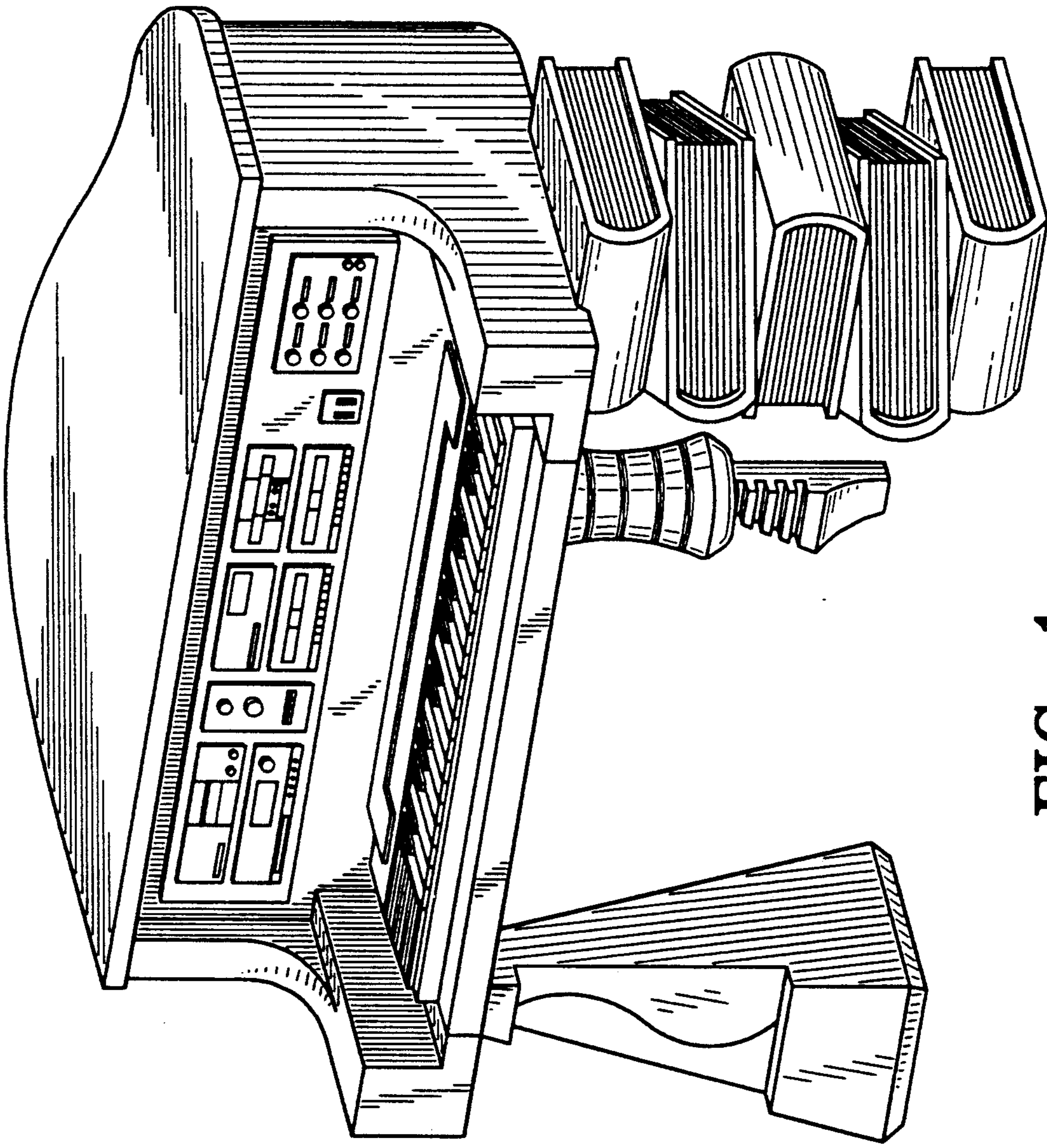


FIG-1

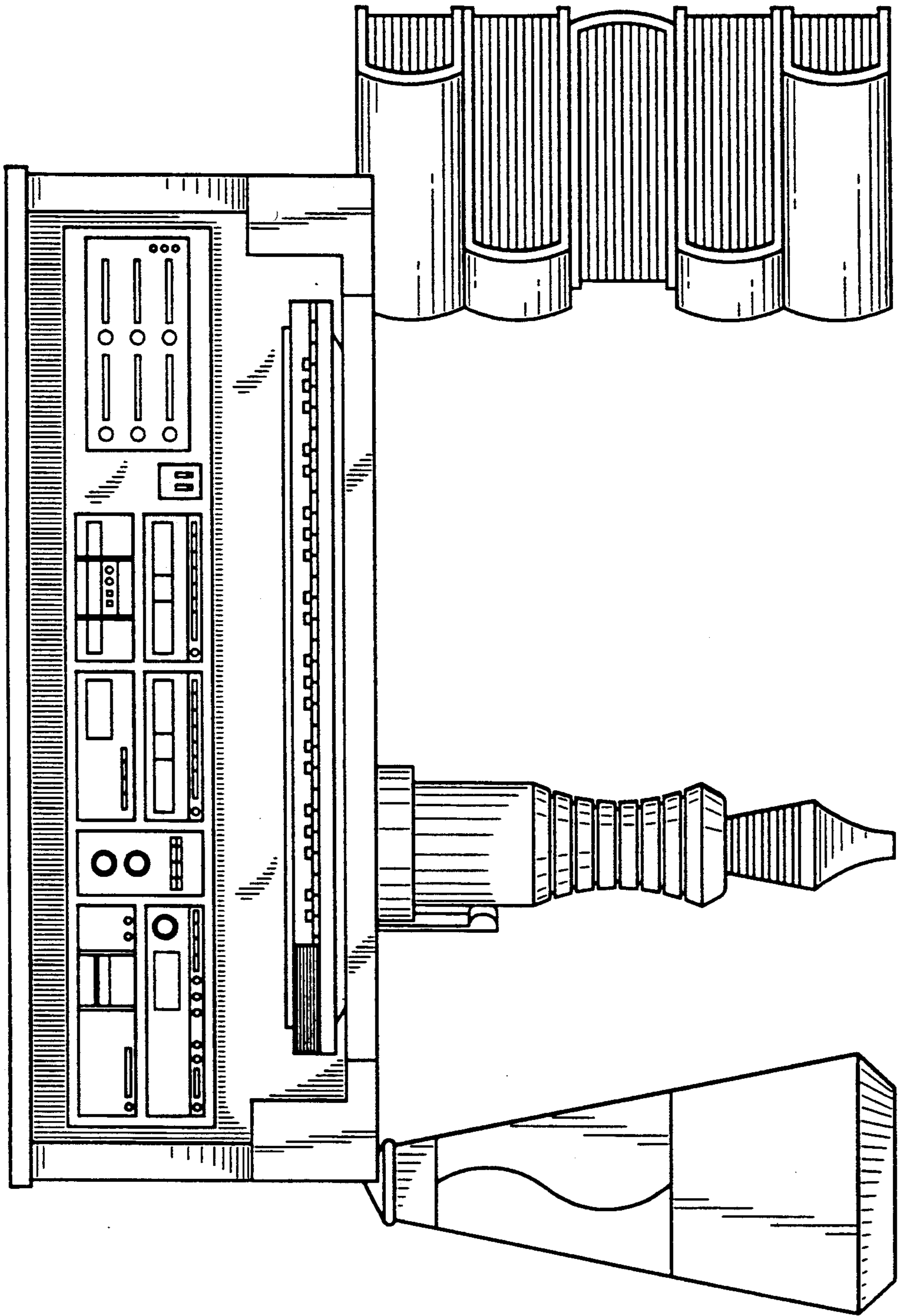


FIG-2

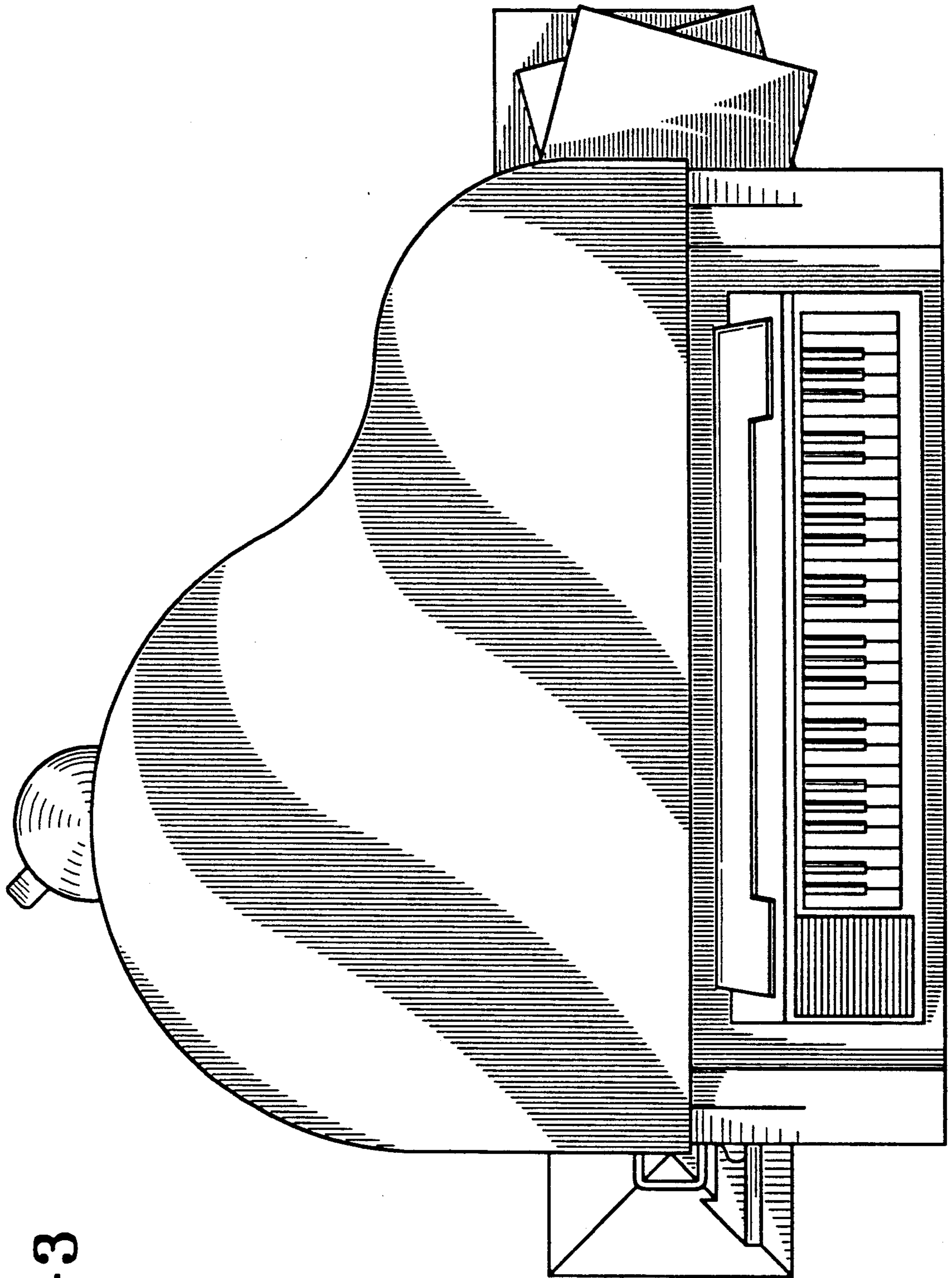


FIG-3

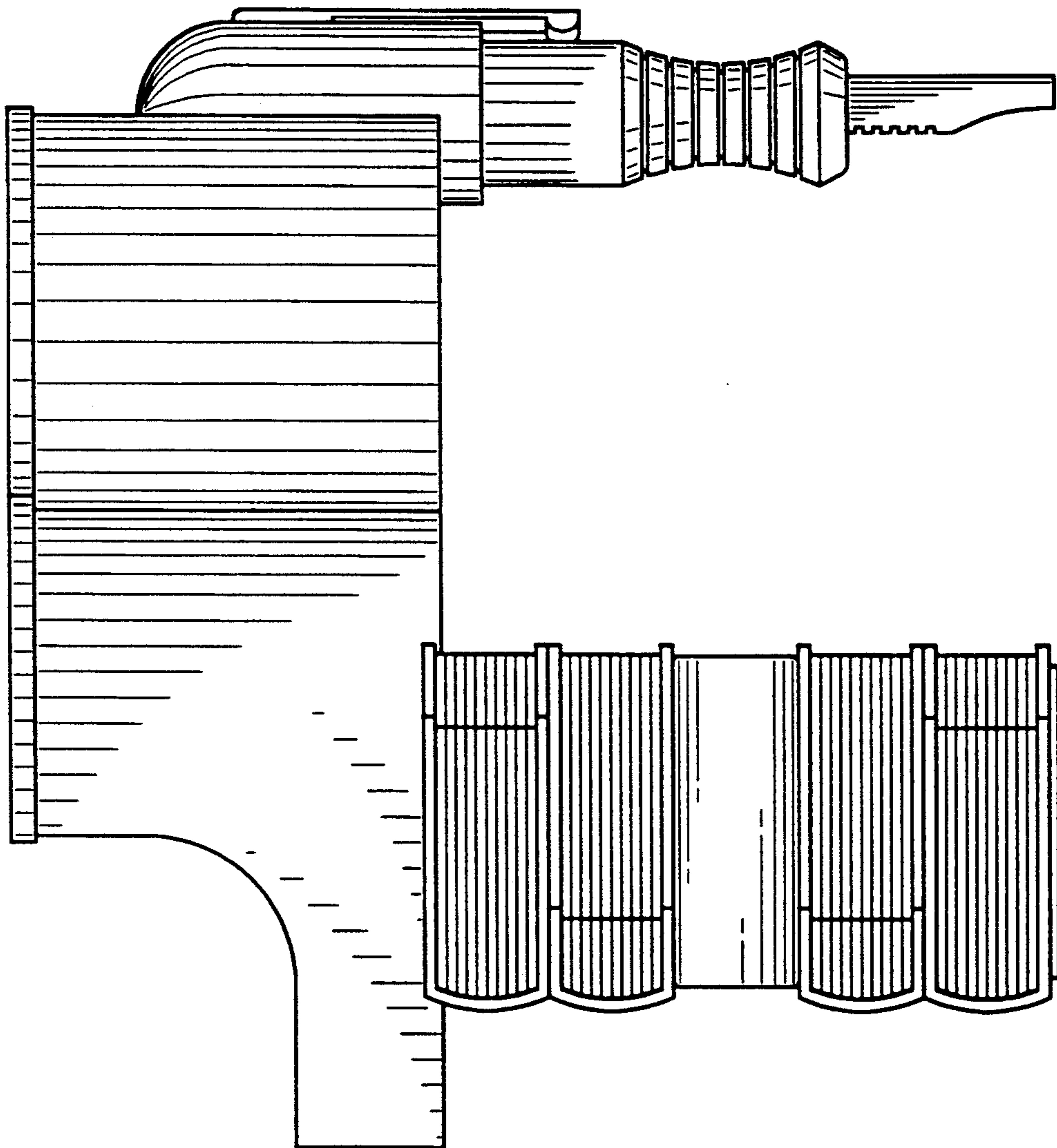


FIG-4