



US00D341355S

United States Patent [19]

[11] Patent Number: **Des. 341,355**

Imamura et al.

[45] Date of Patent: **** Nov. 16, 1993**

[54] **PORTABLE LAPTOP COMPUTER**

[56]

References Cited

[75] Inventors: **Tetsuya Imamura; Yashio Kishi; Shinichi Sugihara, all of Osaka, Japan**

U.S. PATENT DOCUMENTS

[73] Assignee: **Matsushita Electric Industrial Co., Ltd., Osaka, Japan**

- D. 294,831 3/1988 Hara et al. D14/106
- D. 312,451 11/1990 Katoh et al. D14/106
- D. 313,978 1/1991 Miyakuni D14/106
- D. 313,979 1/1991 Miyakuni D14/106
- D. 321,177 10/1991 Imamura et al. D14/106

[*] Notice: The portion of the term of this patent subsequent to Jan. 12, 2007 has been disclaimed.

Primary Examiner—Wallace R. Burke
Assistant Examiner—Freda S. Nunn
Attorney, Agent, or Firm—Sughrue, Mion, Zinn, Macpeak & Seas

[**] Term: **14 Years**

[57] CLAIM

[21] Appl. No.: **594,223**

The ornamental design for a portable laptop computer, as shown and described.

[22] Filed: **Oct. 3, 1990**

DESCRIPTION

[30] Foreign Application Priority Data

- Apr. 20, 1990 [JP] Japan 2-13622
- [52] U.S. Cl. **D14/106**
- [58] Field of Search D14/100, 101, 106, 113, D14/115; D18/1, 7; 235/145 A, 145 R; 340/700, 706, 707, 712; 341/22, 23; 364/708, 709; 361/390

FIG. 1 is a front top and right side perspective view of a portable laptop computer showing our new design with the cover and display in opened position; FIG. 2 is a rear bottom and left side perspective view thereof; and, FIG. 3 is a front top and right side perspective view thereof with the cover and display closed.





Fig. 1

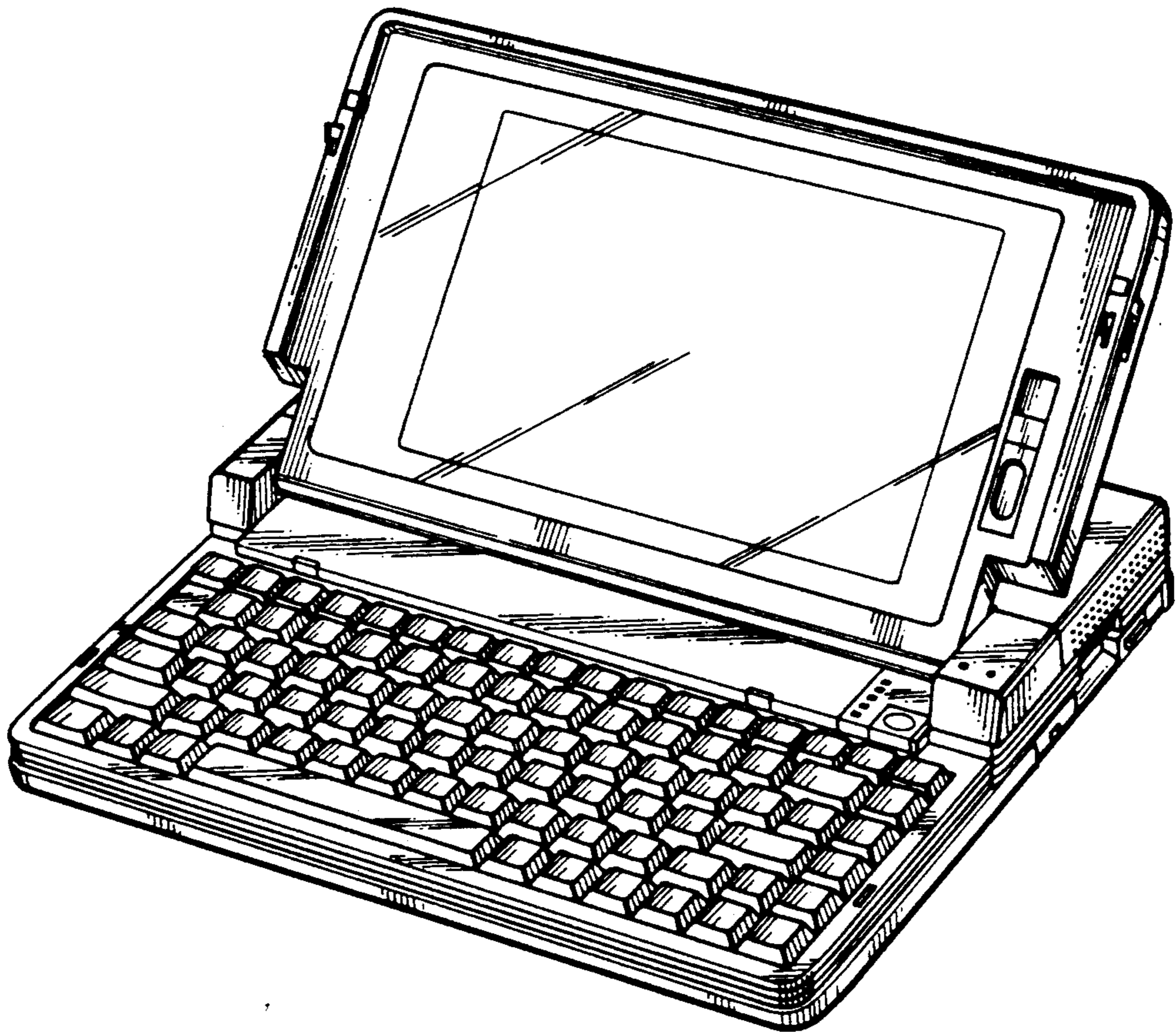


Fig.2

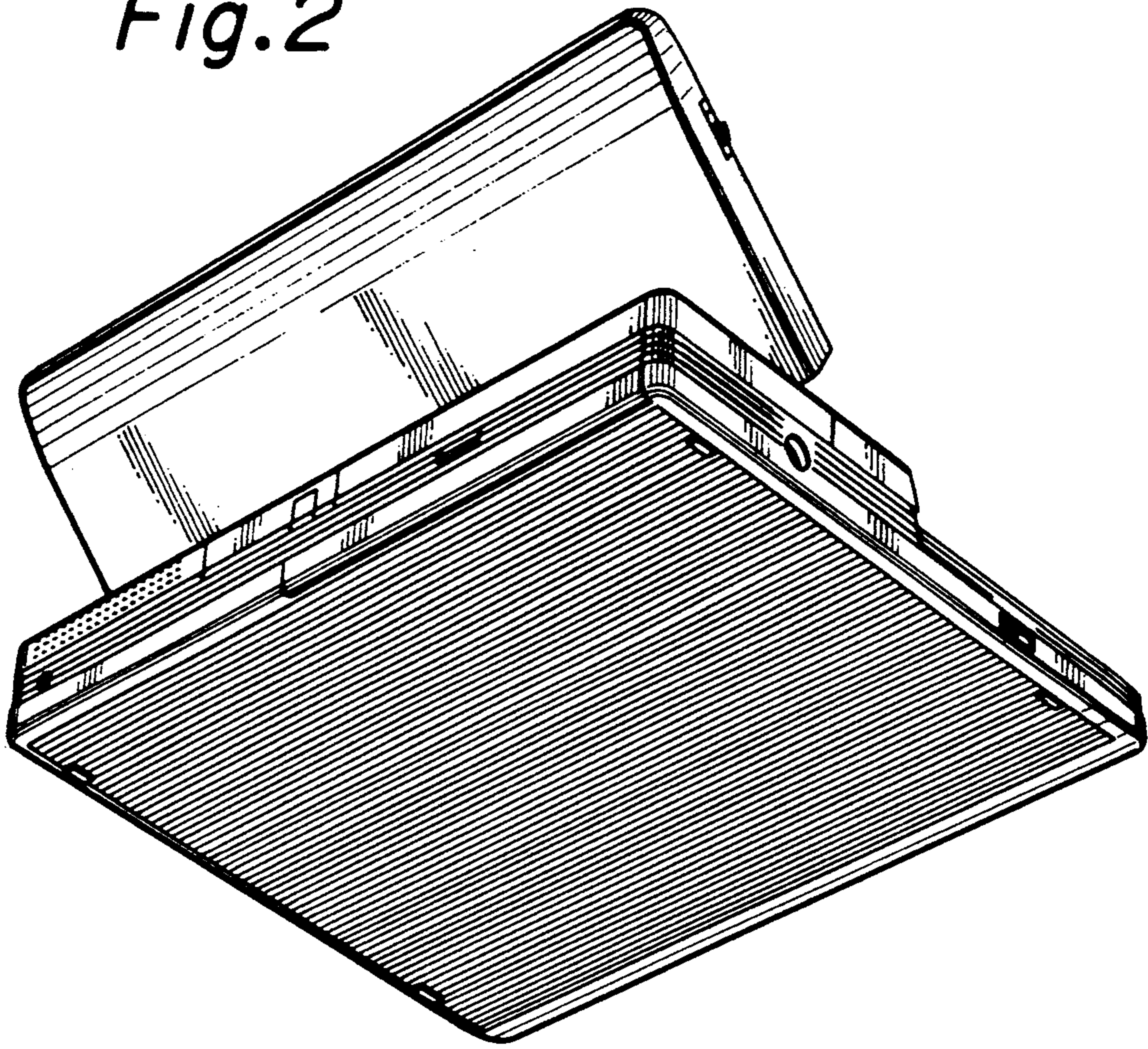


Fig.3

