



US00D341346S

United States Patent [19]

[11] Patent Number: **Des. 341,346**

Himuro et al.

[45] Date of Patent: **** Nov. 16, 1993**

[54] **AUTOMOBILE TIRE**

[75] Inventors: **Yasuo Himuro; Yuji Tateo**, both of Tokyo, Japan

[73] Assignee: **Bridgestone Corporation**, Tokyo, Japan

[**] Term: **14 Years**

[21] Appl. No.: **860,031**

[22] Filed: **Mar. 30, 1992**

[30] **Foreign Application Priority Data**

Sep. 30, 1991 [JP] Japan 3-29074

[52] U.S. Cl. **D12/147**

[58] Field of Search **D12/137, 140, 145-151; 152/209 R, 209 B, 209 D**

[56] **References Cited**

U.S. PATENT DOCUMENTS

D. 65,630 9/1924 Braender D12/147

D. 330,882 11/1992 Hasegawa D12/147

D. 331,035 11/1992 Suzuki D12/147

OTHER PUBLICATIONS

1990 Tread Design Guide, p. 76, Yokohama AVS U+4

Tire, third row down from top & second tire in from right side of page.

Primary Examiner—James M. Gandy
Attorney, Agent, or Firm—Sughrue, Mion, Zinn, Macpeak & Seas

[57] **CLAIM**

The ornamental design for an automobile tire, as shown and described.

DESCRIPTION

FIG. 1 is a perspective view of an automobile tire showing our new design, it being understood that the tread pattern is repeated uniformly throughout the circumference of the tire;
FIG. 2 is a front view thereof;
FIG. 3 is a rear view thereof;
FIG. 4 is a right side view thereof;
FIG. 5 is a left side view thereof;
FIG. 6 is an enlarged fragmentary front view thereof; and,
FIG. 7 is a cross-sectional view taken along line 7—7 in FIG. 6.

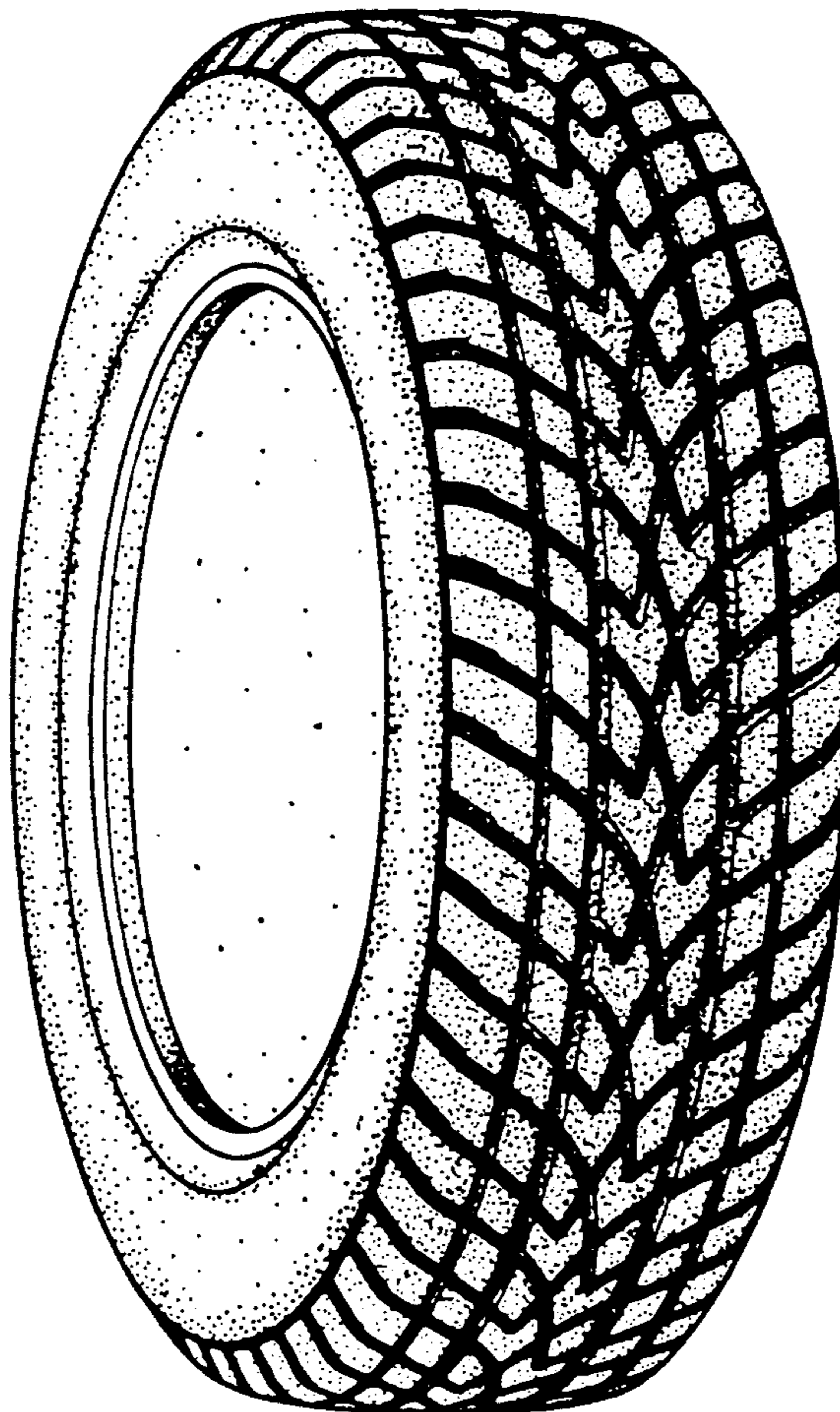


FIG. 1

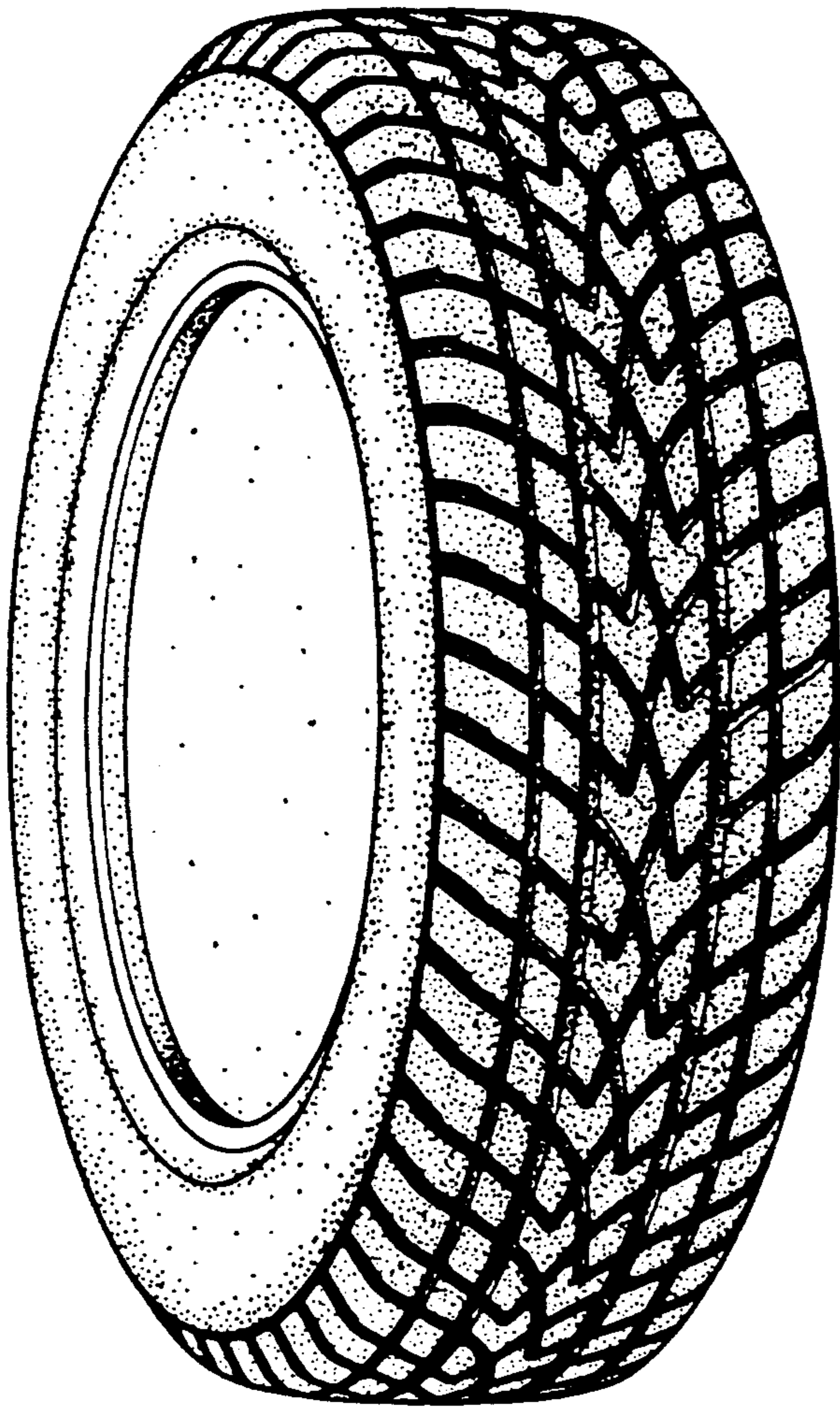


FIG. 2




FIG. 3




FIG. 4




FIG. 5

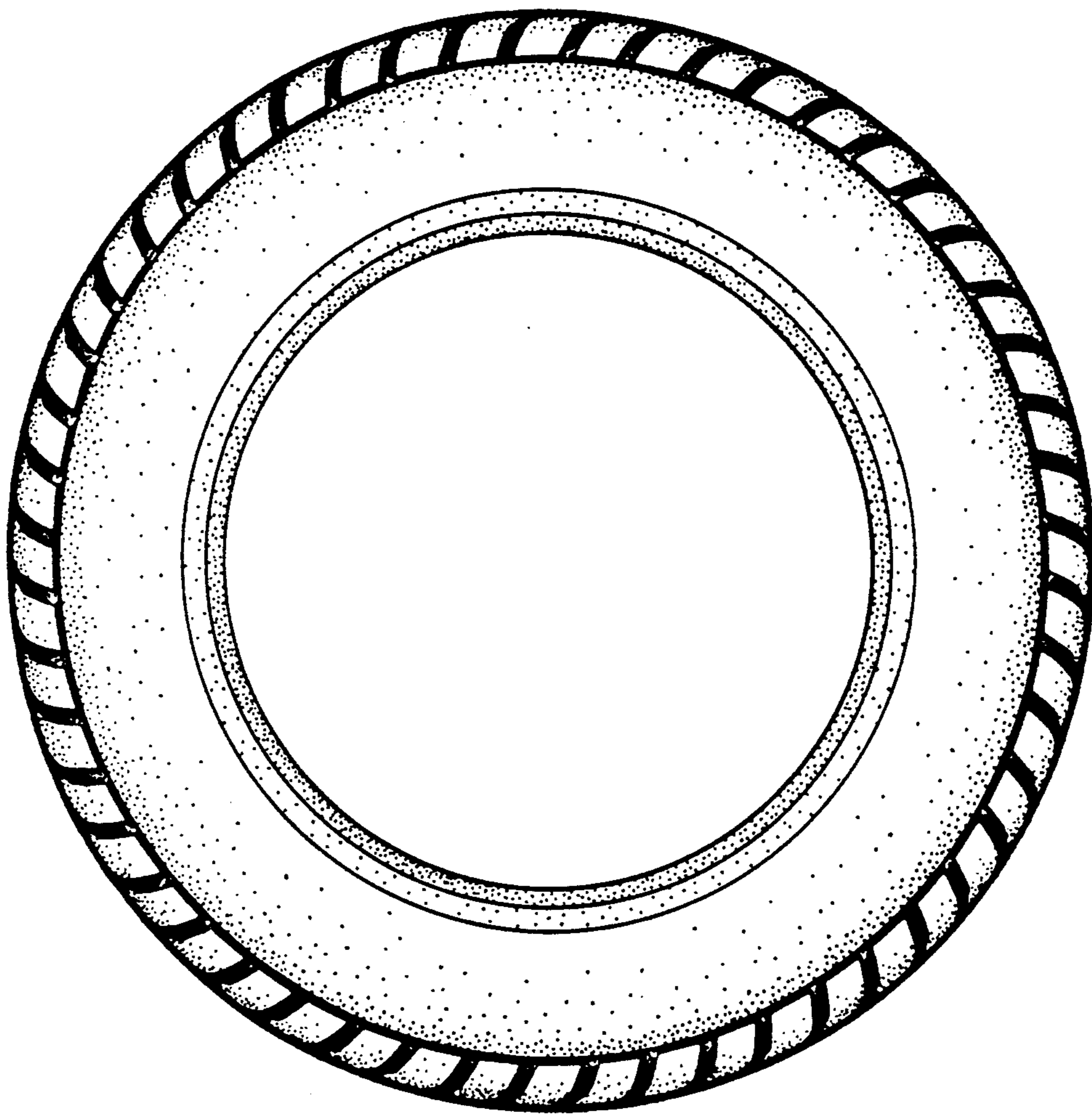


FIG. 6




FIG. 7

