



US00D341337S

United States Patent [19]

[11] Patent Number: **Des. 341,337**

Gerchman

[45] Date of Patent: **** Nov. 16, 1993**

[54] SNAP HOOK

[76] Inventor: **Pauline H. Gerchman**, P.O. Box 612,
Norwich, N.Y. 13815

[**] Term: **14 Years**

[21] Appl. No.: **799,253**

[22] Filed: **Nov. 25, 1991**

[52] U.S. Cl. **D11/216; D8/382;**
D11/87

[58] Field of Search **D11/200-216,**
D11/218, 231, 87, 212, 232; 24/197, 200, 163 R,
196, 68 F; 297/467; D8/356, 394, 382; D2/316

[56] **References Cited**

U.S. PATENT DOCUMENTS

44,288 7/1913 Reynolds D8/382

D. 267,230 12/1982 LaViolette et al. D8/382
D. 310,305 9/1990 Scogamillo et al. D11/216

Primary Examiner—A. Hugo Word
Assistant Examiner—R. Seifert
Attorney, Agent, or Firm—Leon Gilden

[57] **CLAIM**

The ornamental design for a snap hook, as shown and described.

DESCRIPTION

FIG. 1 is a front elevational view of a snap hook showing my new design;
FIG. 2 is a rear elevational view thereof;
FIG. 3 is a left side elevational view thereof;
FIG. 4 is a right side elevational view thereof;
FIG. 5 is a top plan view thereof; and,
FIG. 6 is a bottom plan view thereof.

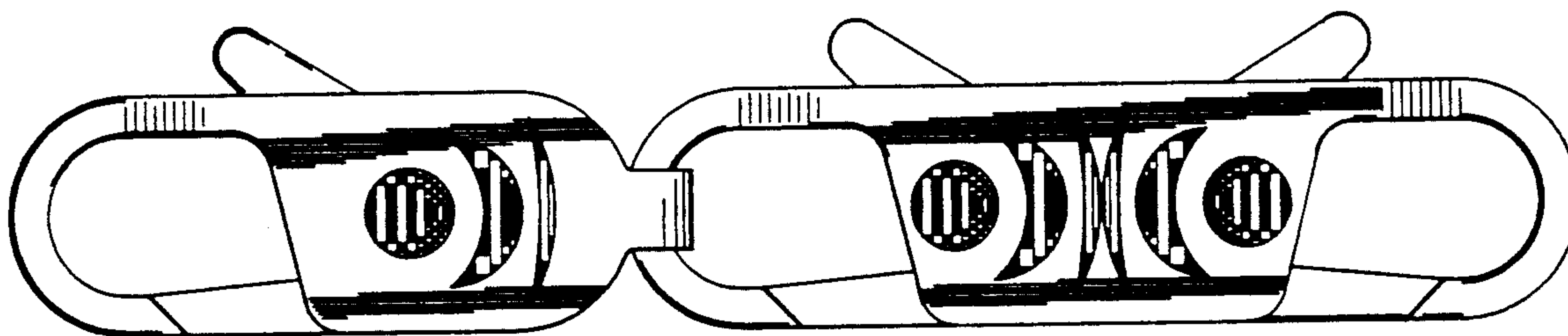


FIG. 1

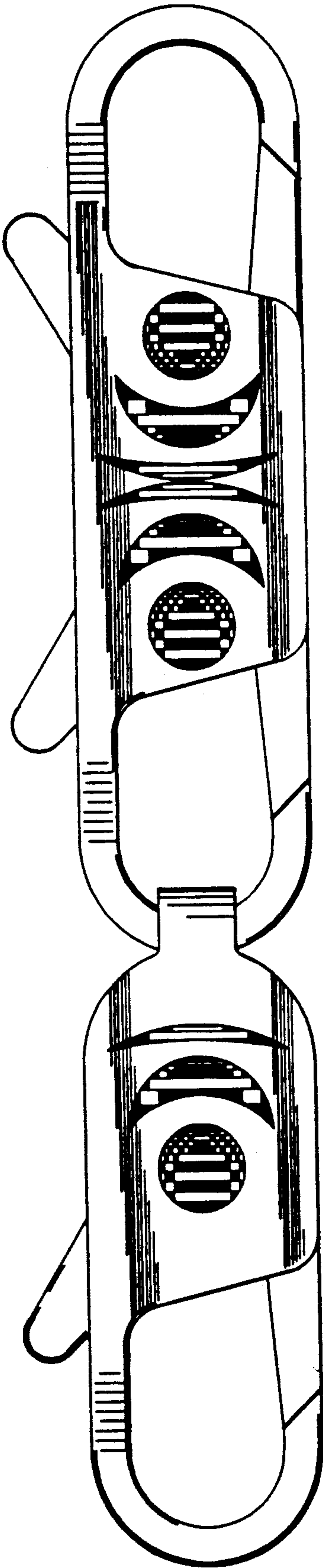


FIG. 2

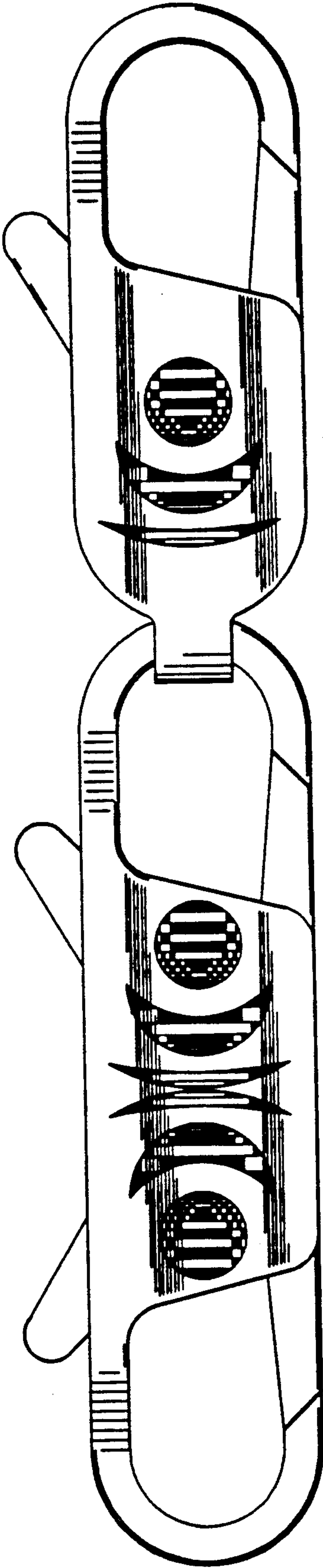


FIG. 3



FIG. 4

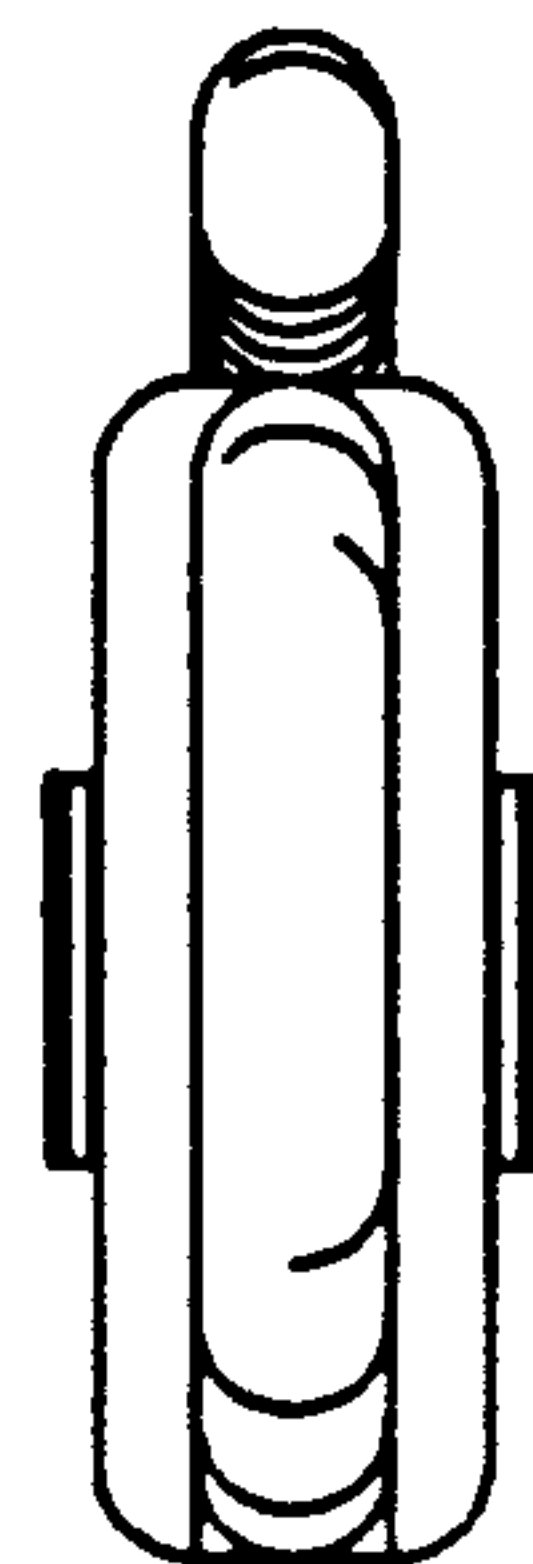


FIG. 5

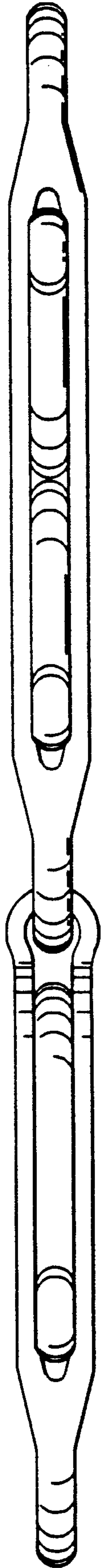


FIG. 6

