



US00D341336S

United States Patent [19]

[11] Patent Number: Des. 341,336

Stathis

[45] Date of Patent: ** Nov. 16, 1993

[54] BUCKLE

[75] Inventor: James A. Stathis, Morris Plains, N.J.

[73] Assignee: Buck-L-Its Marketing Inc.,
Bloomfield, N.J.

[*] Notice: The portion of the term of this patent
subsequent to May 11, 2007 has been
disclaimed.

[**] Term: 14 Years

[21] Appl. No.: 653,455

[22] Filed: Feb. 7, 1991

[52] U.S. Cl. D11/216

[58] Field of Search D11/200-201,
D11/216, 218, 54, 229, 213; D2/408; 24/632,
633, 68 B, 616, 498, 197; D3/61; 63/1.1

[56] References Cited

U.S. PATENT DOCUMENTS

D. 41,814	10/1911	Smith	D11/216
D. 108,476	2/1938	Freysinger	D11/200
D. 176,378	12/1955	Paulson	D11/208
D. 200,155	1/1965	Hedu	D11/216
D. 202,105	8/1965	Fisher	D11/216
D. 215,196	9/1969	Partridge	D2/408
D. 234,548	3/1975	Stahel	D3/61
D. 287,187	12/1986	Olson	D11/218
D. 296,310	6/1988	Crowle	D11/216
D. 307,730	5/1990	Foster	D11/200
1,437,338	11/1922	Baer	24/312
2,016,041	10/1935	Koopetz	D11/200
2,807,066	9/1957	Honey et al.	D11/216
2,882,581	4/1959	Spielman	24/230
3,165,806	1/1965	Lehman	24/230
3,555,631	1/1971	Inoue	24/230
4,646,400	3/1987	Tanaka	24/632

Primary Examiner—A. Hugo Word
Assistant Examiner—R. Seifert
Attorney, Agent, or Firm—Blum Kaplan

[57] CLAIM

The ornamental design for a buckle, as shown and described.

DESCRIPTION

FIG. 1 is a top plan view of a buckle showing my new design;
 FIG. 2 is a front elevational view thereof with the rear elevational view being identical thereto;
 FIG. 3 is a left side elevational view thereof;
 FIG. 4 is a right side elevational view thereof;
 FIG. 5 is a bottom plan view thereof;
 FIG. 6 is a top plan view of a buckle showing a second embodiment of my new design;
 FIG. 7 is a front elevational view thereof with the rear elevational view being identical thereto;
 FIG. 8 is a left side elevational view thereof;
 FIG. 9 is a right side elevational view thereof;
 FIG. 10 is a bottom plan view thereof;
 FIG. 11 is a top plan view of a buckle showing a third embodiment of my new design;
 FIG. 12 is a front elevational view thereof with the rear elevational view being identical thereto;
 FIG. 13 is a left side elevational view thereof;
 FIG. 14 is a right side elevational view thereof;
 FIG. 15 is a bottom plan view thereof;
 FIG. 16 is a top plan view of a buckle showing a fourth embodiment of my new design;
 FIG. 17 is a front elevational view thereof with the rear elevational view being identical thereto;
 FIG. 18 is a left side elevational view thereof;
 FIG. 19 is a right side elevational view thereof; and,
 FIG. 20 is a bottom plan view thereof.

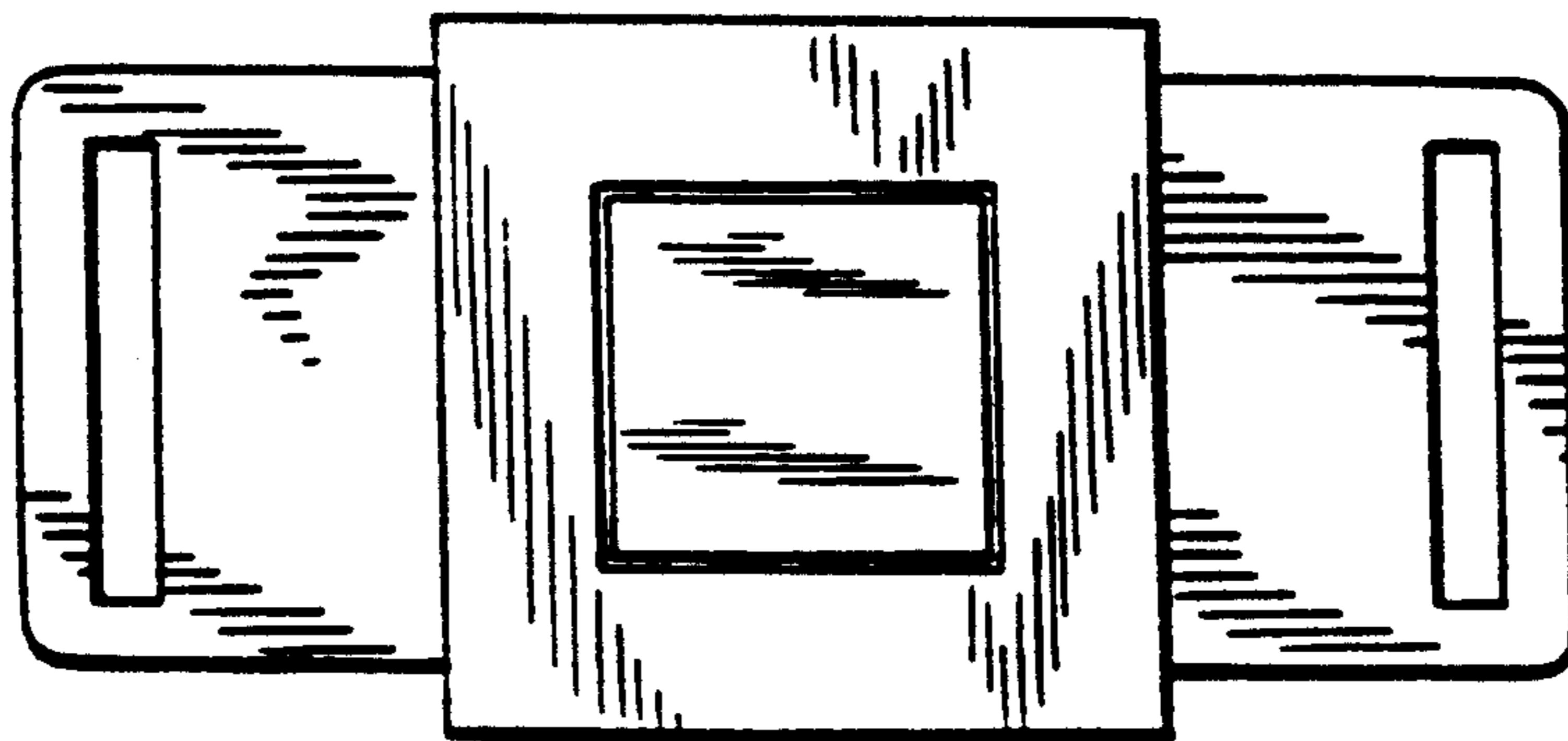


FIG. 1

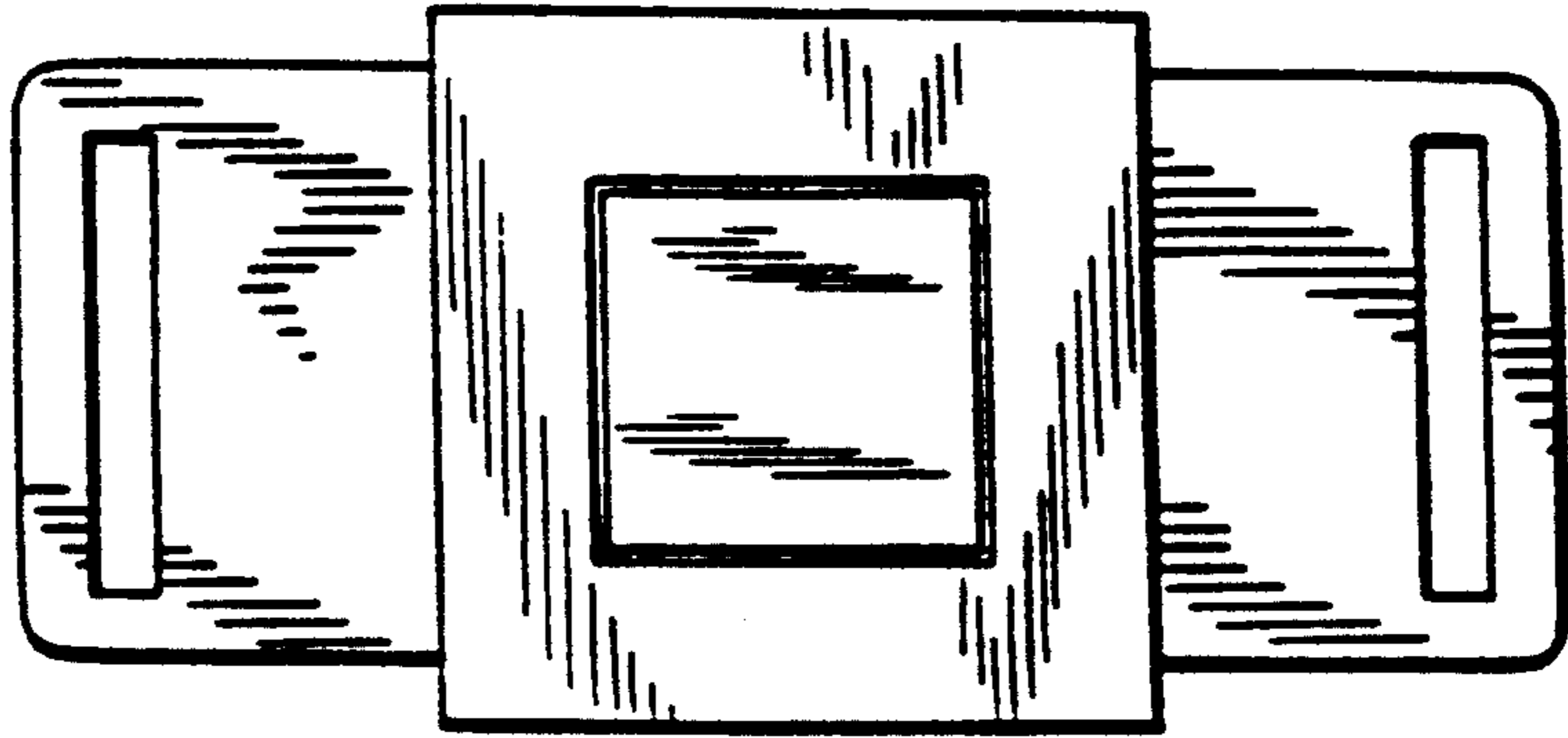


FIG. 2




FIG. 3





FIG. 4

FIG. 5

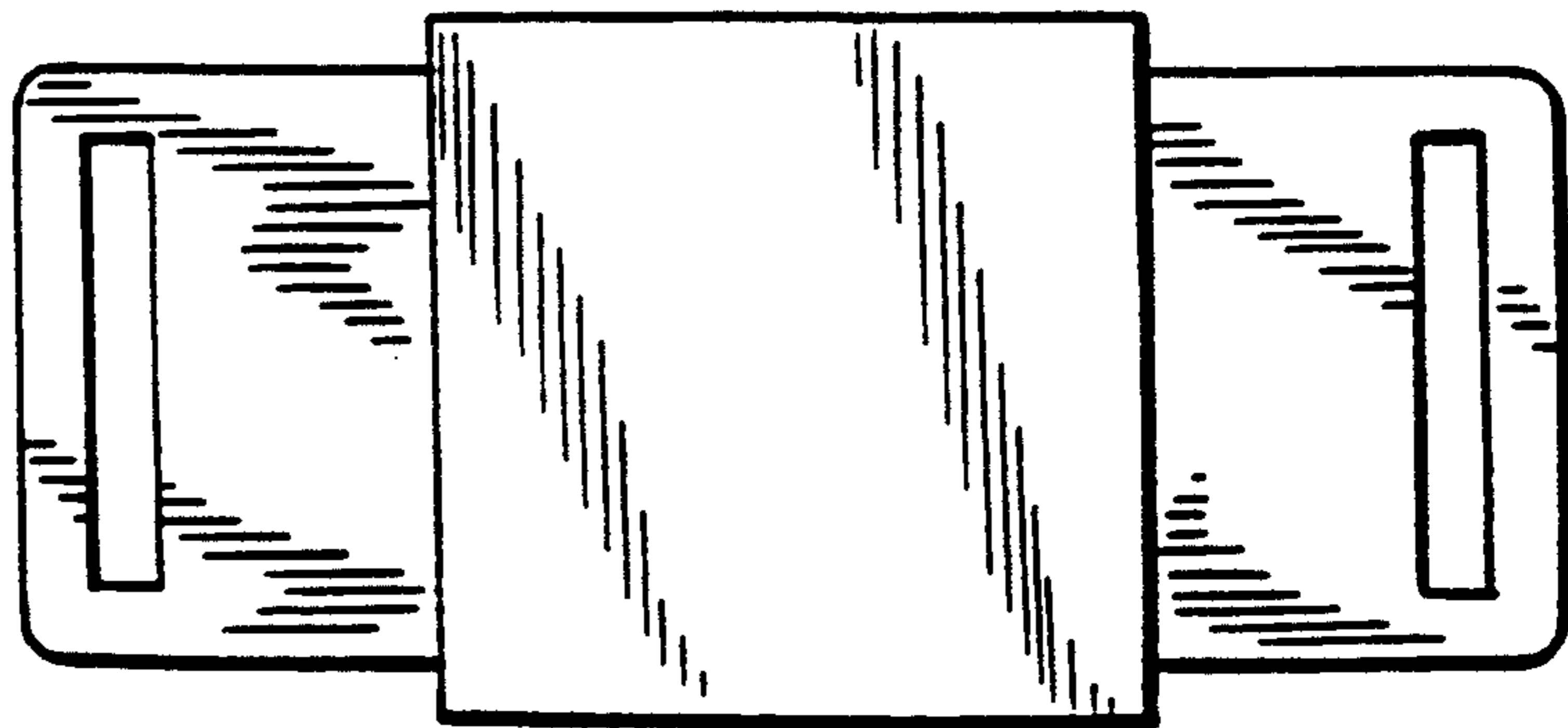


FIG. 6

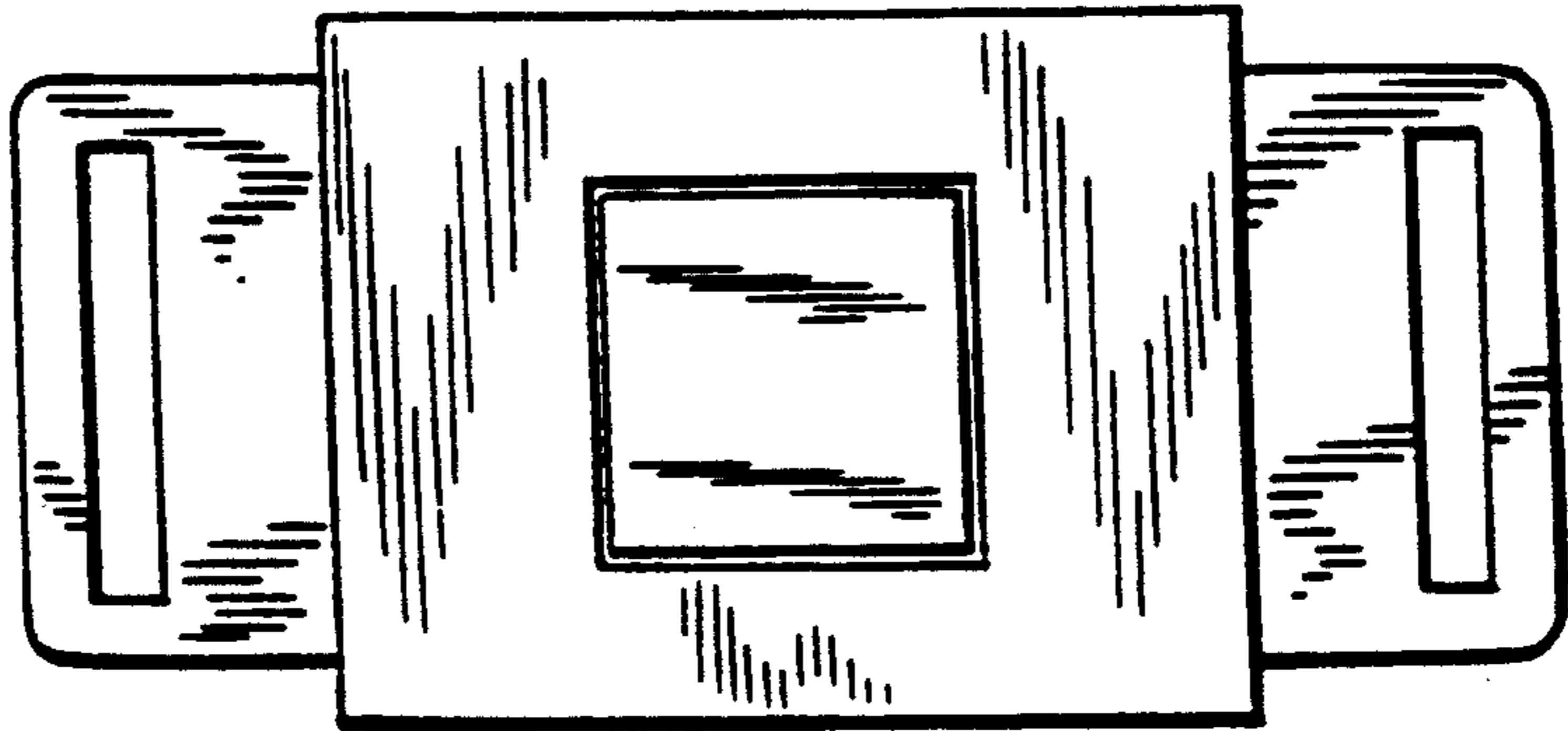


FIG. 7




FIG. 8





FIG. 9

FIG. 10

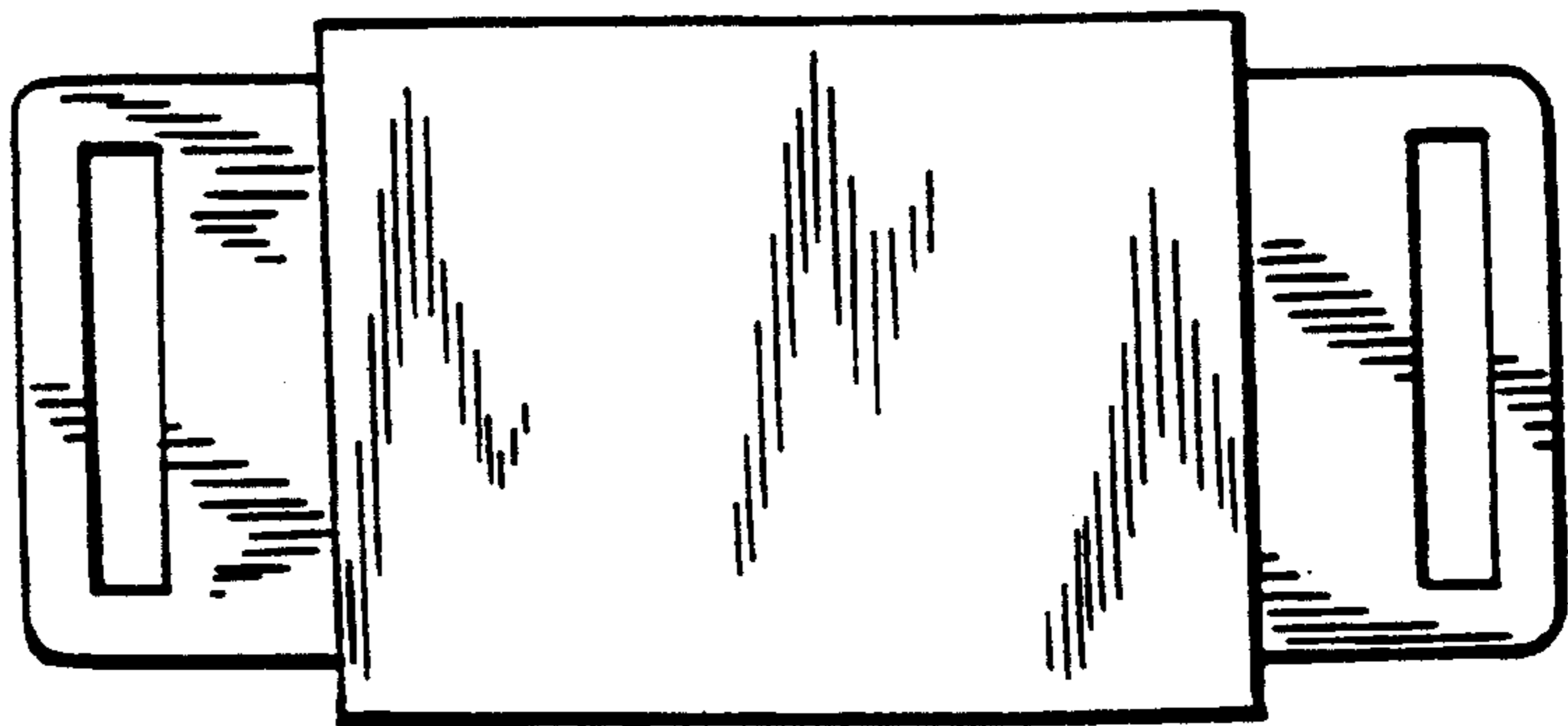


FIG. 11

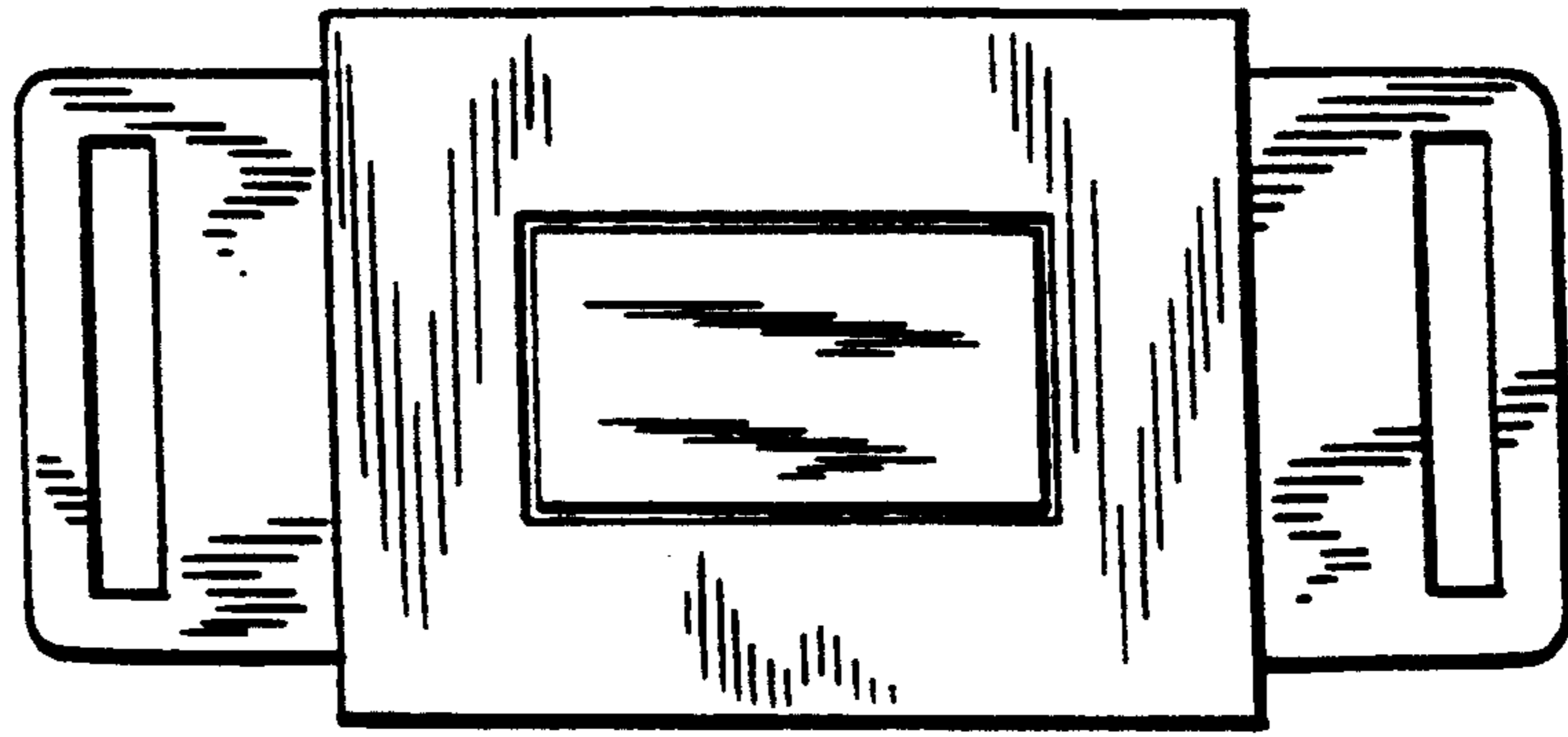


FIG. 12




FIG. 13





FIG. 14

FIG. 15

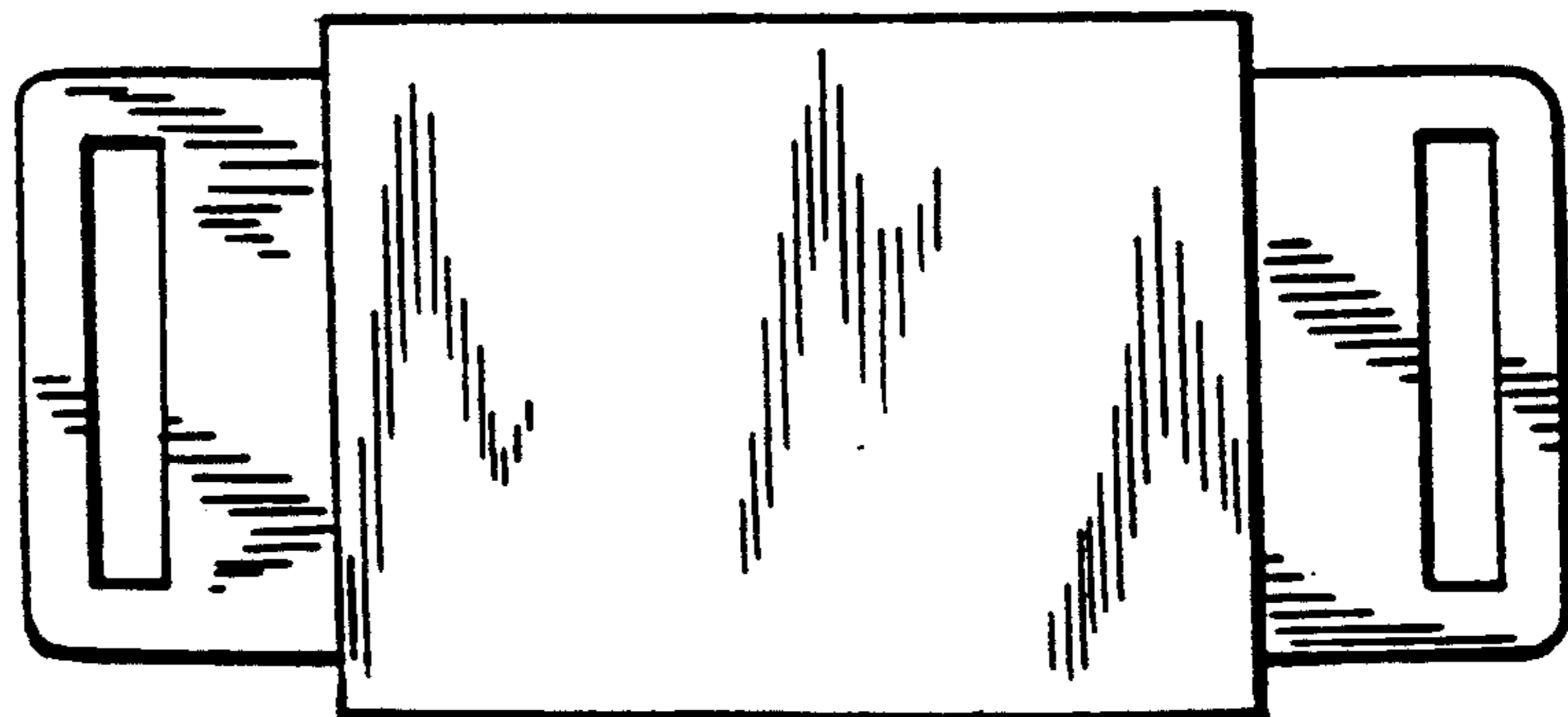


FIG. 16

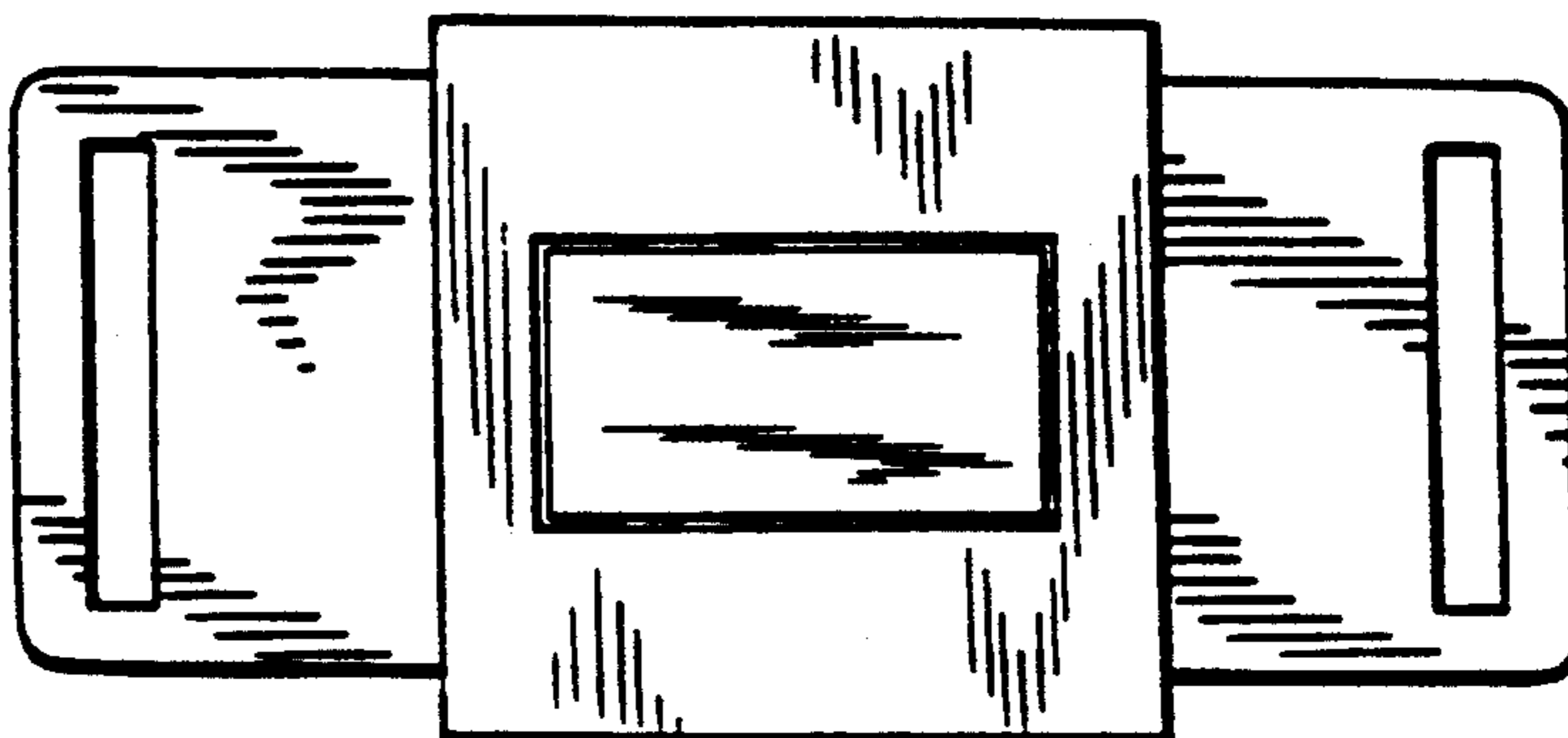


FIG. 17




FIG. 18




FIG. 19




FIG. 20

