



US00D341333S

United States Patent [19]

[11] Patent Number: **Des. 341,333**

Prout

[45] Date of Patent: **** Nov. 16, 1993**

[54] **PHOTO IDENTIFICATION LOCKET**

[75] Inventor: **Julia R. Prout, Coventry, R.I.**

[73] Assignee: **Textron Inc., Providence, R.I.**

[*] Notice: The portion of the term of this patent subsequent to Feb. 23, 2007 has been disclaimed.

[**] Term: **14 Years**

[21] Appl. No.: **664,998**

[22] Filed: **Mar. 5, 1991**

[52] U.S. Cl. **D11/80**

[58] Field of Search **D11/1, 2, 7, 40-46, D11/56, 65, 66, 79-81, 83, 95-103; 63/1.1, 2, 3, 12-14.1, 20**

[56] **References Cited**

U.S. PATENT DOCUMENTS

D. 282,055	1/1986	Brinkers	D11/103
D. 311,504	10/1990	DeFrahan	D11/79
601,869	4/1898	Busch	D11/79
2,073,280	3/1937	Lederer	63/3

Primary Examiner—A. Hugo Word

Assistant Examiner—R. Seifert

Attorney, Agent, or Firm—Samuels, Gauthier & Stevens

[57] **CLAIM**

The ornamental design for a photo identification locket, as shown and described.

DESCRIPTION

FIG. 1 is a top plan view of a photo identification locket showing my new design;

FIG. 2 is a bottom plan view thereof;

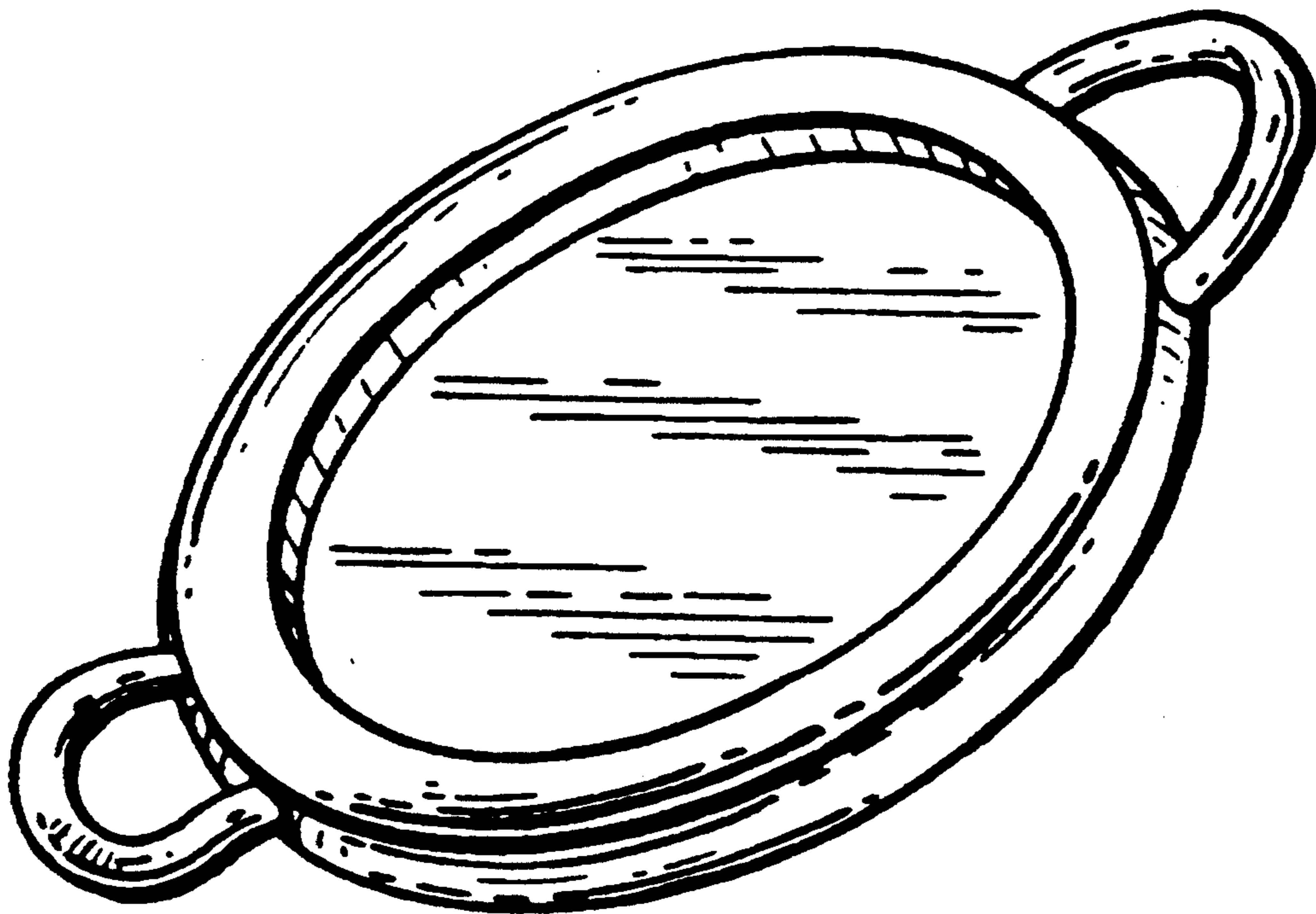
FIG. 3 is a side elevational view thereof (looking from left to right in FIG. 2), the opposite side being a mirror image;

FIG. 4 is a end elevational view thereof (looking from bottom to top in FIG. 2), the opposite side being a mirror image.

FIG. 5 is a top perspective view thereof; and,

FIG. 6 is a bottom perspective view thereof.

The broken line showing of chain links in FIGS. 1 and 2 are for illustrative purposes only and forms no part of the claimed design.



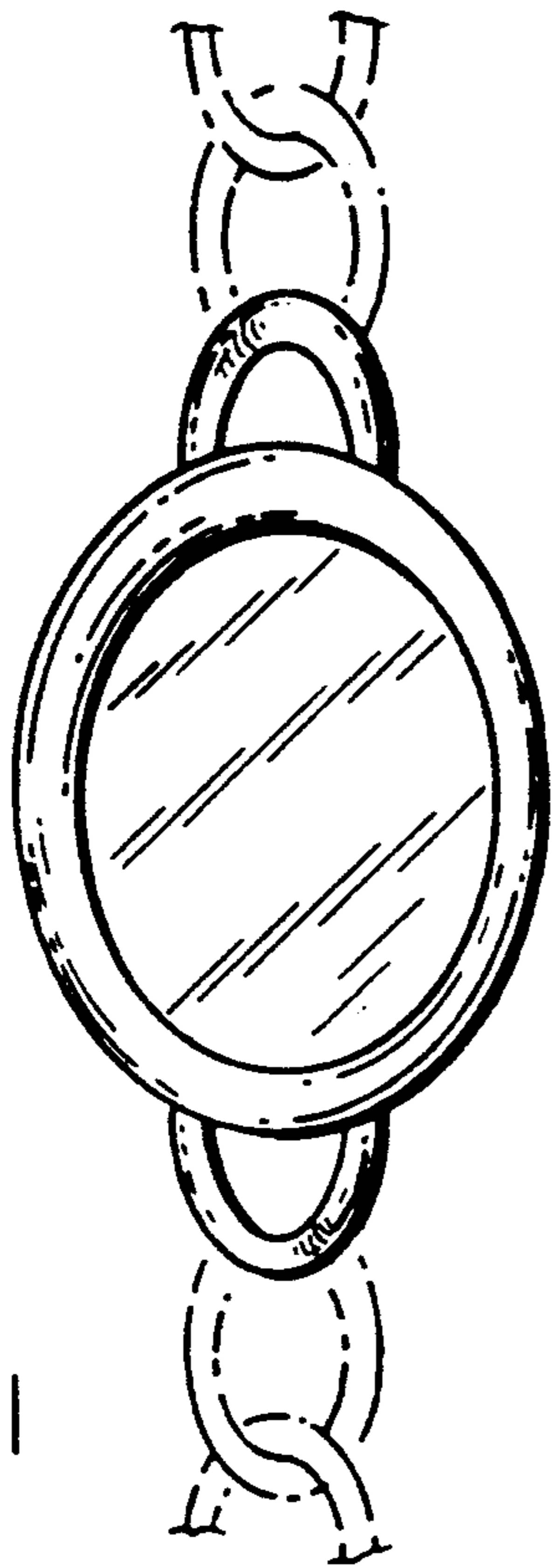


FIG. 1

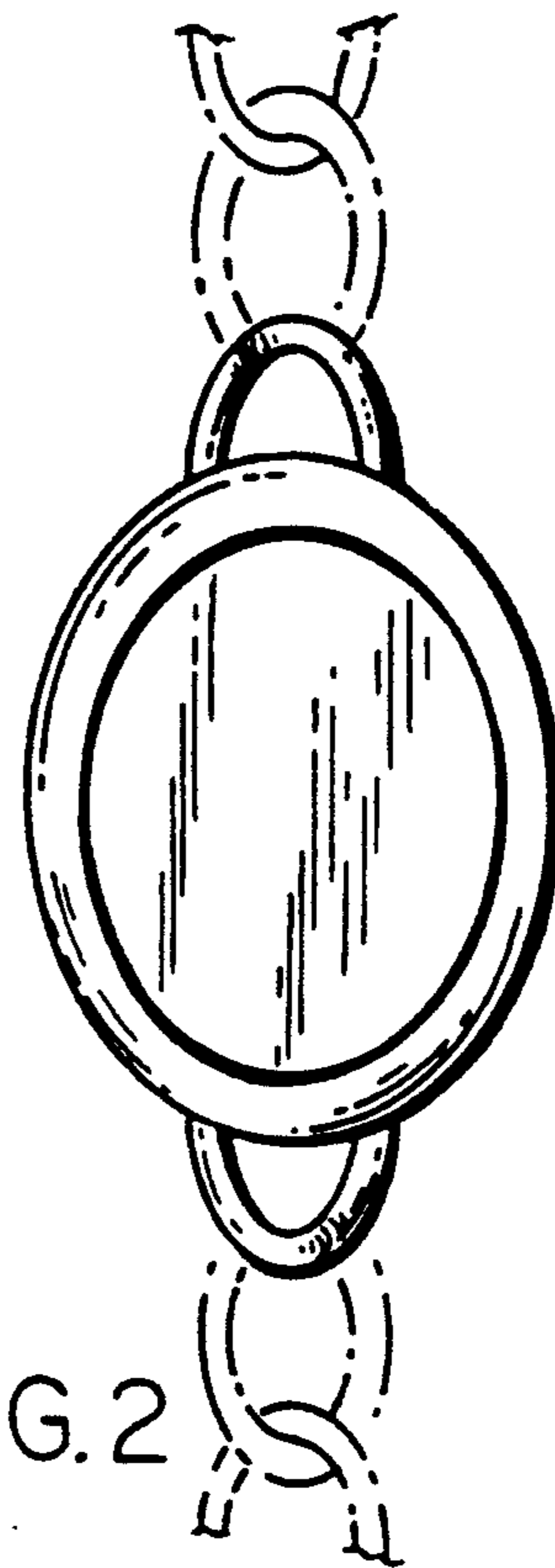


FIG. 2




FIG. 3



FIG. 4

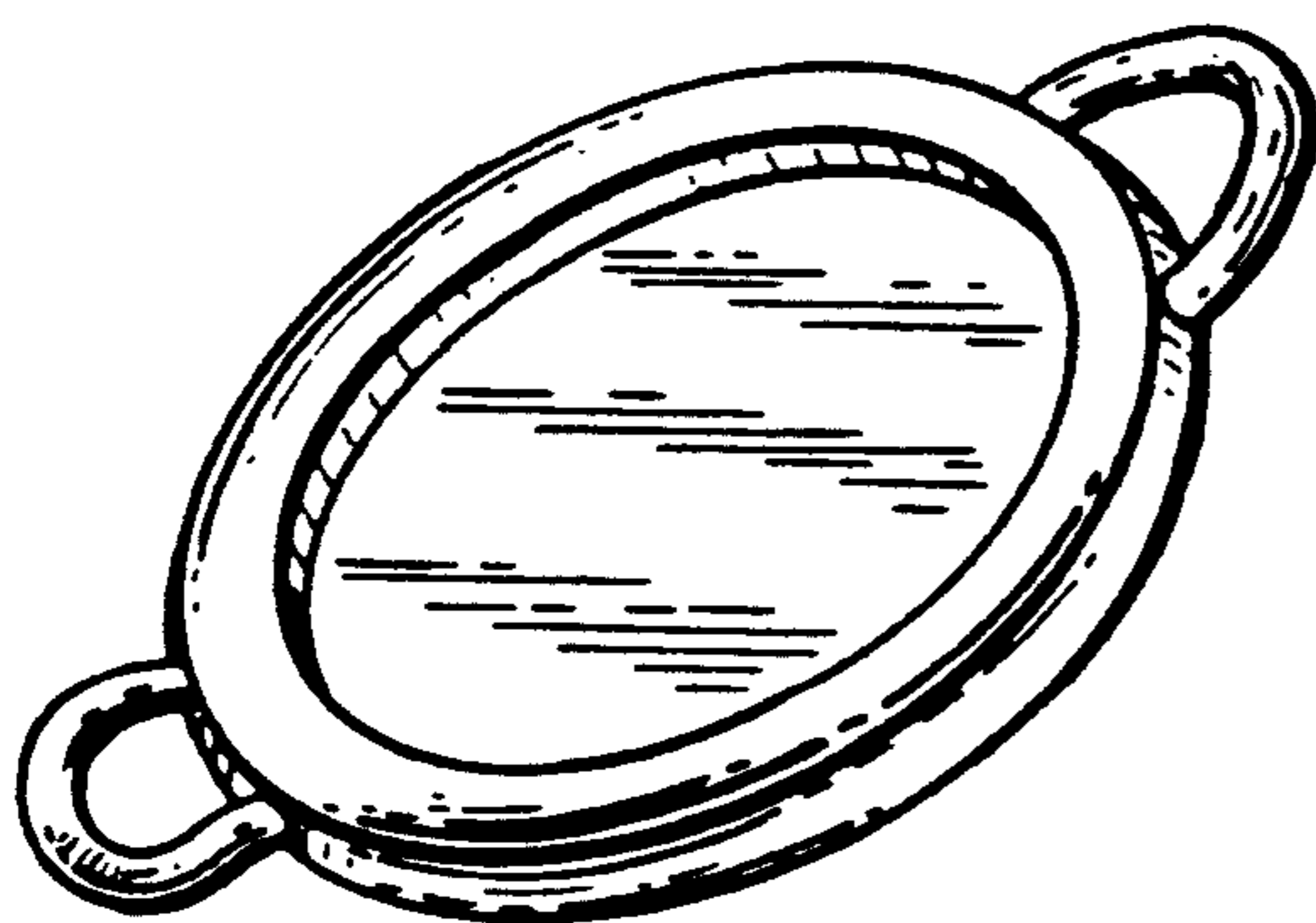


FIG. 5




FIG. 6