



US00D341301S

# United States Patent [19]

[11] Patent Number: **Des. 341,301**

Noelck

[45] Date of Patent: **\*\* Nov. 16, 1993**

[54] **CONSTANT VELOCITY JOINT GREASE TOOL**

D. 333,242 2/1993 Gonzales ..... D8/14.1  
2,623,791 12/1952 Schmitz ..... 239/593  
3,314,611 4/1967 McCartney et al. .... 239/592

[76] Inventor: **Van A. Noelck, 861 N. 29th St., Las Vegas, Nev. 89101**

*Primary Examiner*—Alan P. Douglas  
*Assistant Examiner*—J. H. Musgrove  
*Attorney, Agent, or Firm*—John E. Roethel

[\*\*] Term: **14 Years**

[21] Appl. No.: **875,388**

[57] **CLAIM**

[22] Filed: **Apr. 29, 1992**

The ornamental design for a constant velocity joint grease tool, as shown and described herein.

[52] U.S. Cl. .... **D8/14.1; D8/70**

[58] Field of Search ..... **D8/70, 14.1; 239/592, 239/593, 595, 597, 525; 222/251, 256; 184/38.1; 141/383**

**DESCRIPTION**

[56] **References Cited**

FIG. 1 is a front view of the constant velocity joint grease tool;

FIG. 2 is a top view of FIG. 1;

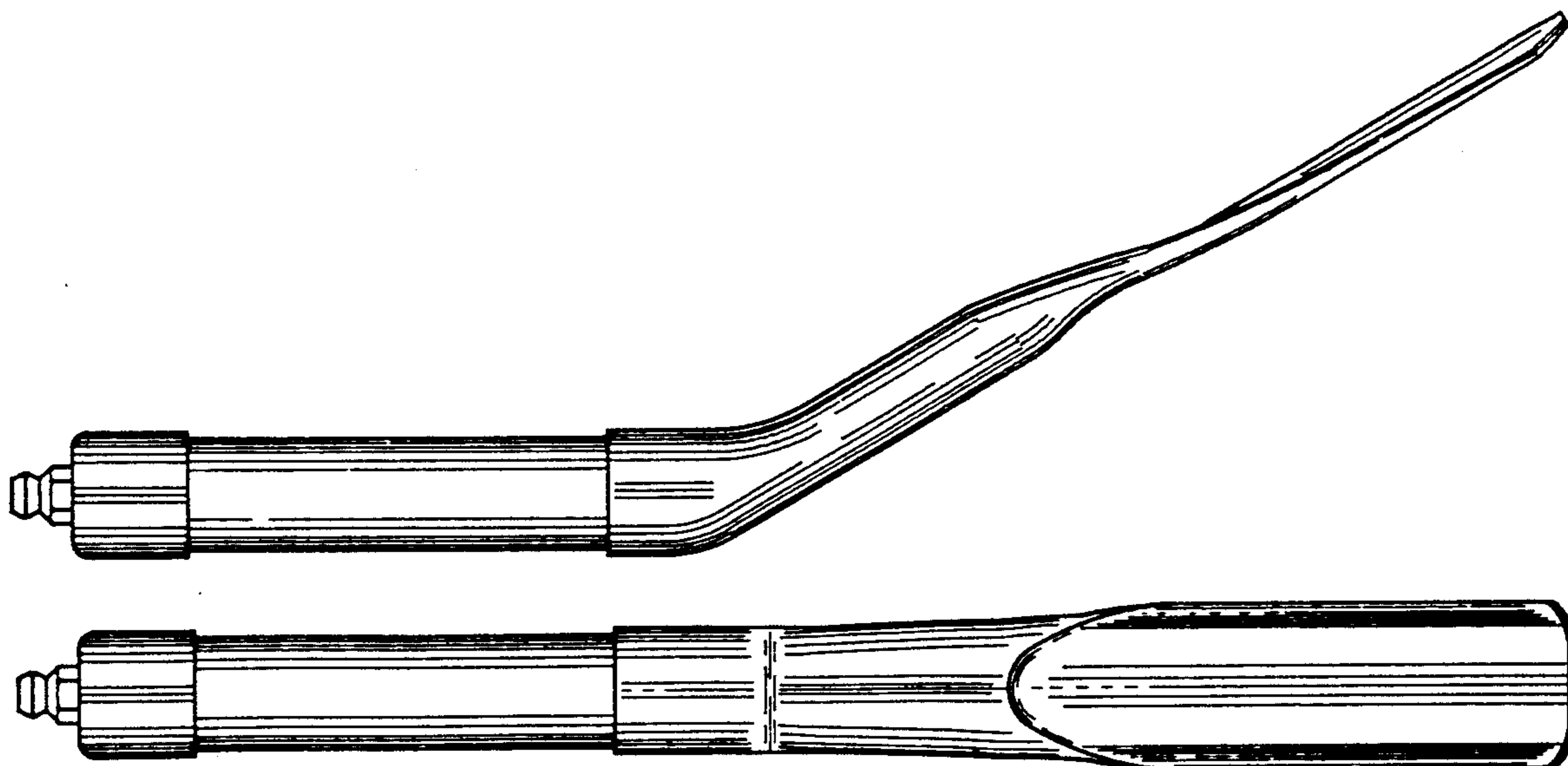
FIG. 3 is a bottom view of FIG. 1;

FIG. 4 is a left end view of FIG. 1; and,

FIG. 5 is a right end view of FIG. 1.

**U.S. PATENT DOCUMENTS**

D. 289,881 5/1987 Krumm ..... D8/14.1



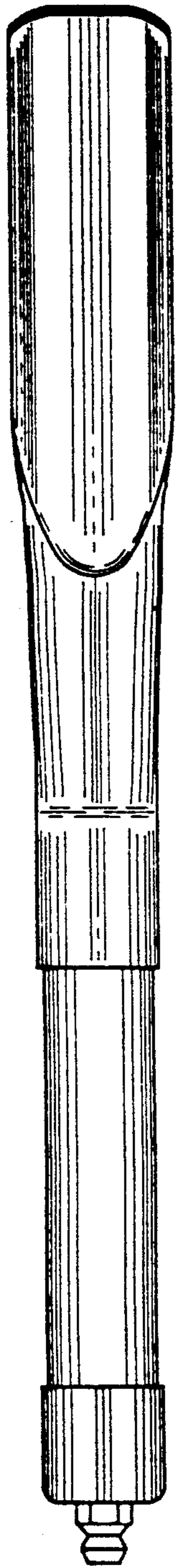


FIG-2

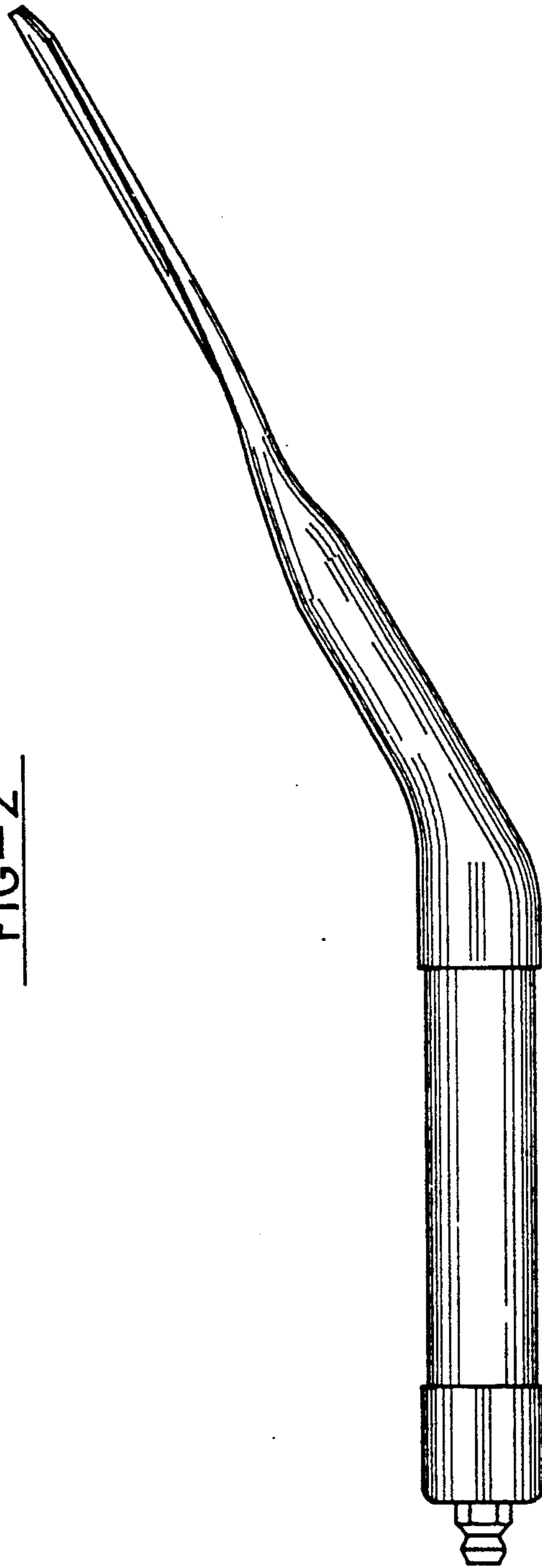


FIG-1

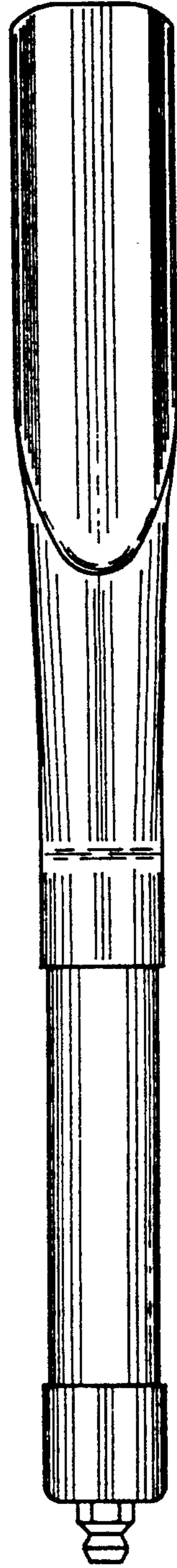


FIG-3




FIG-5




FIG-4