



US00D341300S

United States Patent [19]

[11] Patent Number: **Des. 341,300**

Parsons

[45] Date of Patent: **** Nov. 16, 1993**

[54] **CORE SAMPLE EXTRACTING TOOL**

[76] Inventor: **Ronald L. Parsons, R.D. #2, Box 600, Liverpool, Pa. 17045**

[**] Term: **14 Years**

[21] Appl. No.: **812,220**

[22] Filed: **Dec. 23, 1991**

[52] U.S. Cl. **D8/5**

[58] Field of Search **D8/5, 4; 294/50, 50.8, 294/118; 175/20; D7/686**

2,710,765	6/1956	Arens .	
2,735,712	2/1956	Hart .	
3,169,034	2/1965	Epstein	294/118 X
3,624,876	12/1971	Irvin .	
4,042,270	8/1977	Weiland	294/50.8
4,483,221	11/1984	Hoskins	294/118 X

Primary Examiner—Wallace R. Burke
Assistant Examiner—H. Baynham
Attorney, Agent, or Firm—Richard C. Litman

[57] **CLAIM**

The ornamental design for core sample extracting tool, as shown and described.

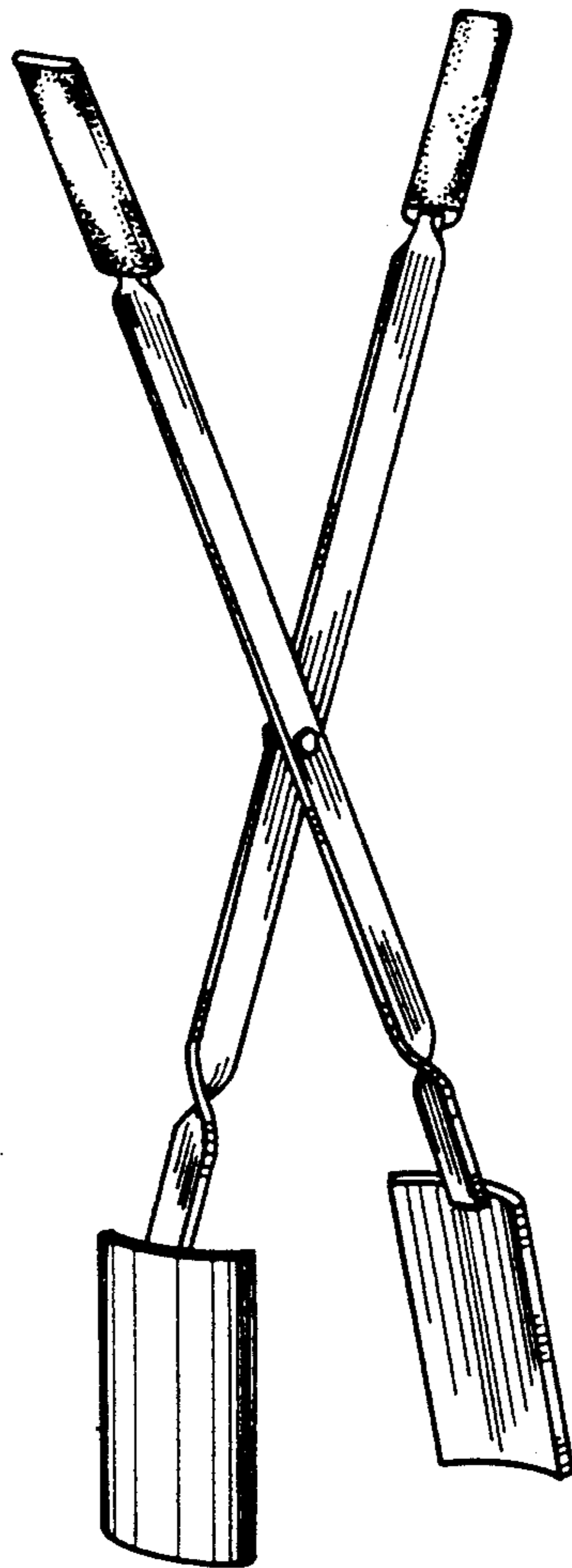
DESCRIPTION

FIG. 1 is a perspective view of a core sample extracting tool showing my new design; FIG. 2 is an environmental front elevational view thereof, the rear being a mirror image; FIG. 3 is a side elevational view thereof, the opposite side being a mirror image; FIG. 4 is a bottom plan view thereof; and, FIG. 5 is a top plan view thereof. The phantom lines showing the lower torso of a human figure and a core sample form no part of the claimed design.

[56] **References Cited**

U.S. PATENT DOCUMENTS

D. 107,419	12/1937	Gasser	D8/1 X
D. 206,544	12/1966	Senchak	D8/4
D. 230,868	3/1974	Dorzan	D8/4 X
D. 311,853	11/1990	Stormsgaard	D8/5
66,492	7/1867	Hellen .	
169,445	11/1875	Johnson et al.	294/50.8 X
208,703	10/1878	Avery	294/50.8 X
383,629	5/1888	Coon .	
1,053,730	2/1913	Jensen .	
1,970,087	8/1934	Gonsalves	294/50.8 X
2,639,935	5/1953	Foulke	294/50.8 X



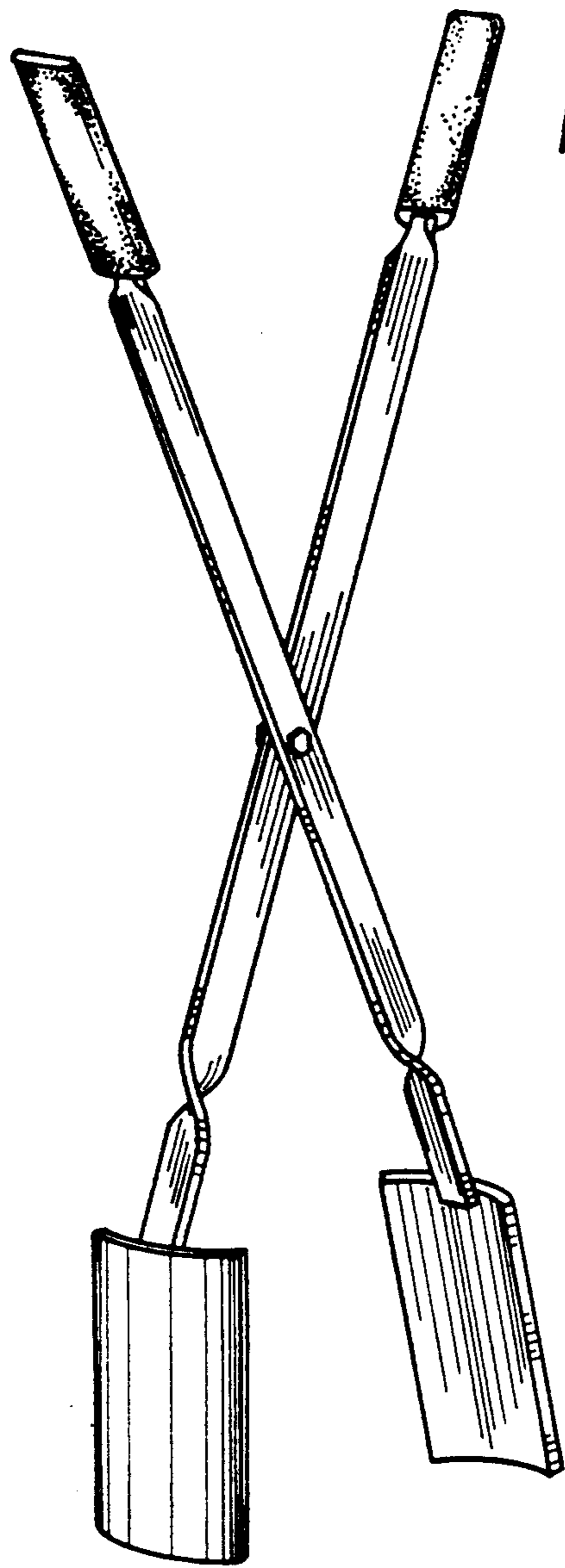


FIG. 1

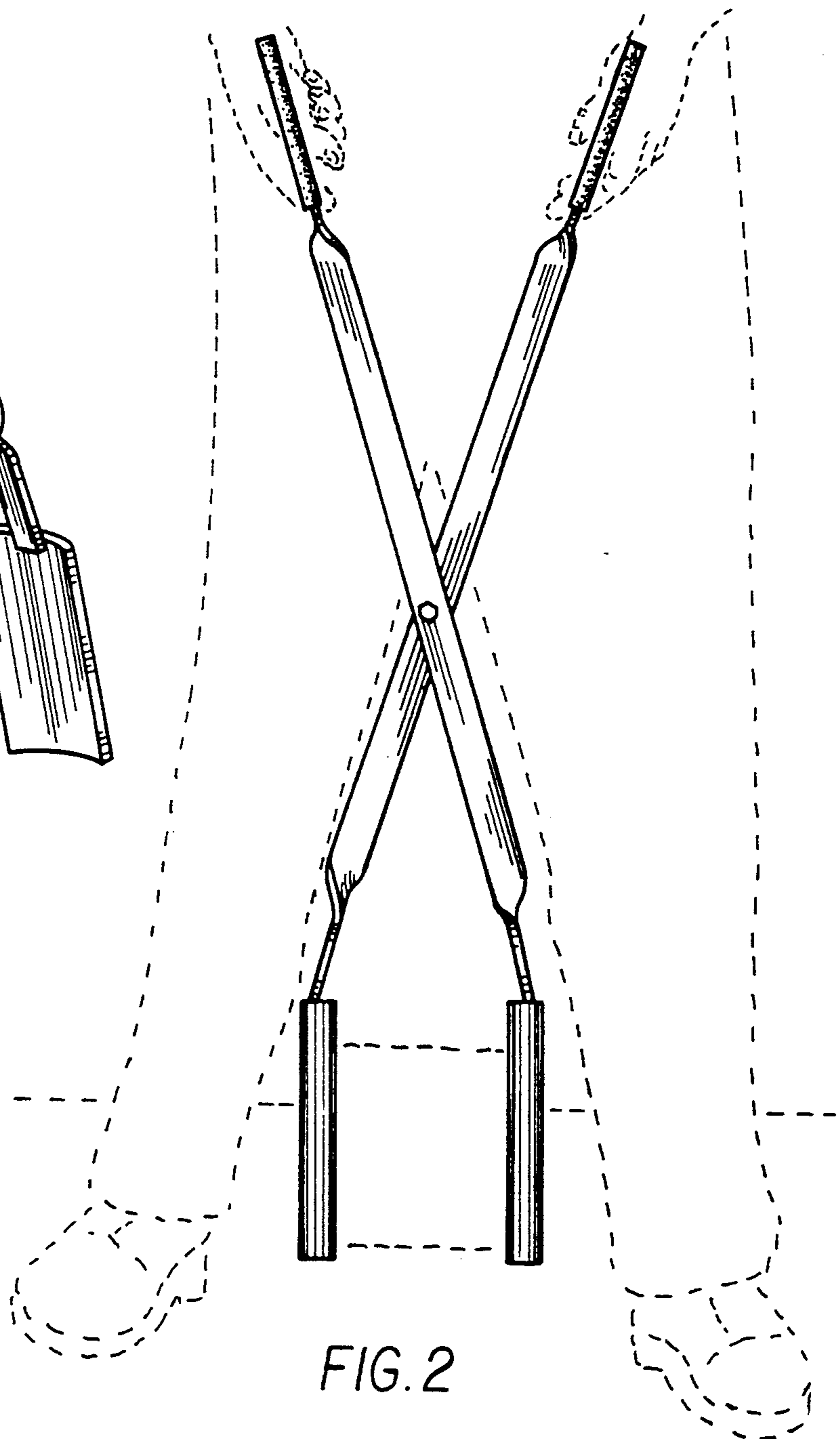


FIG. 2

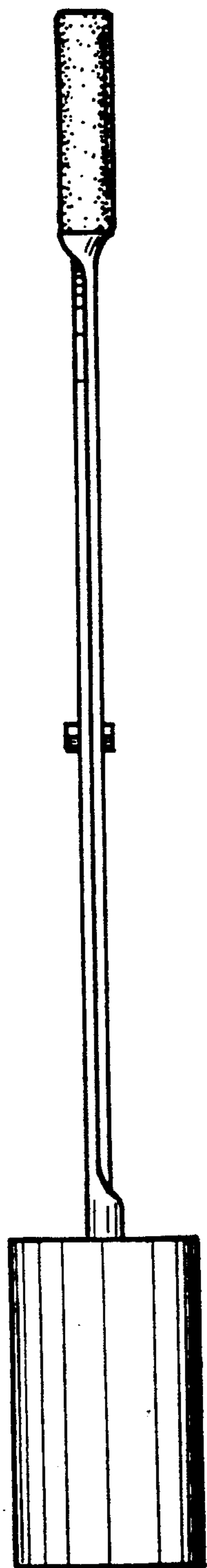


FIG. 3

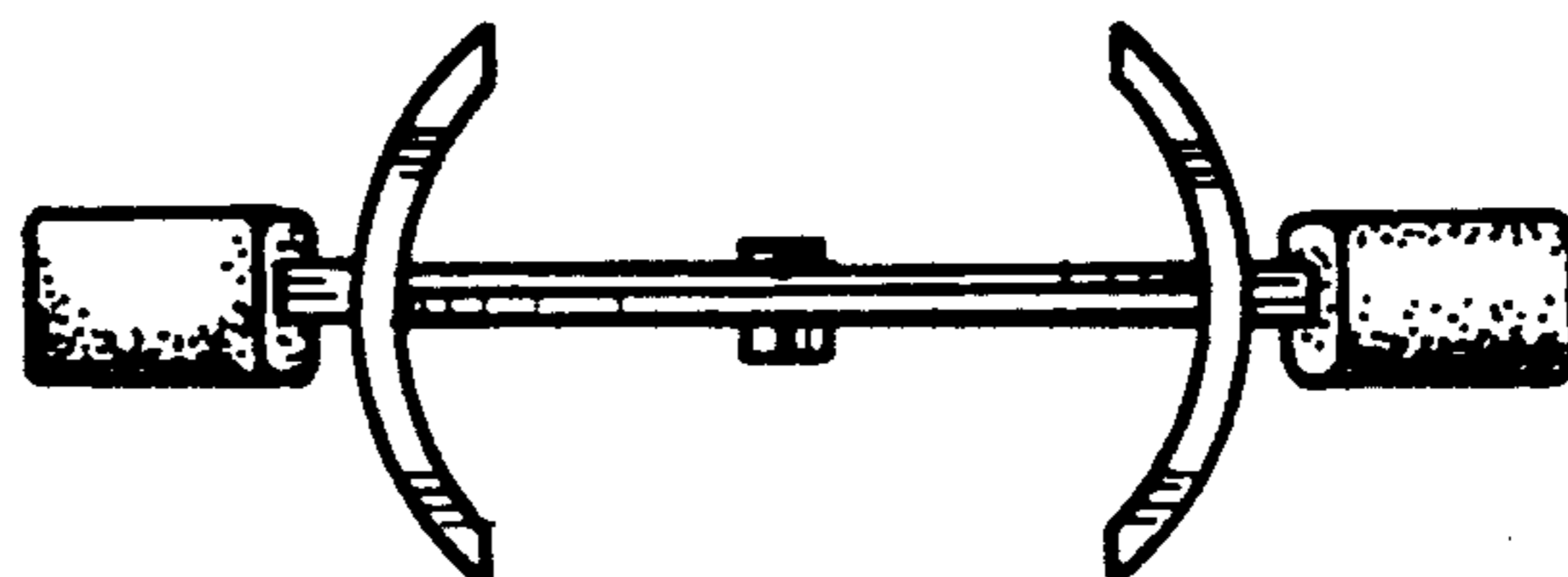


FIG. 4

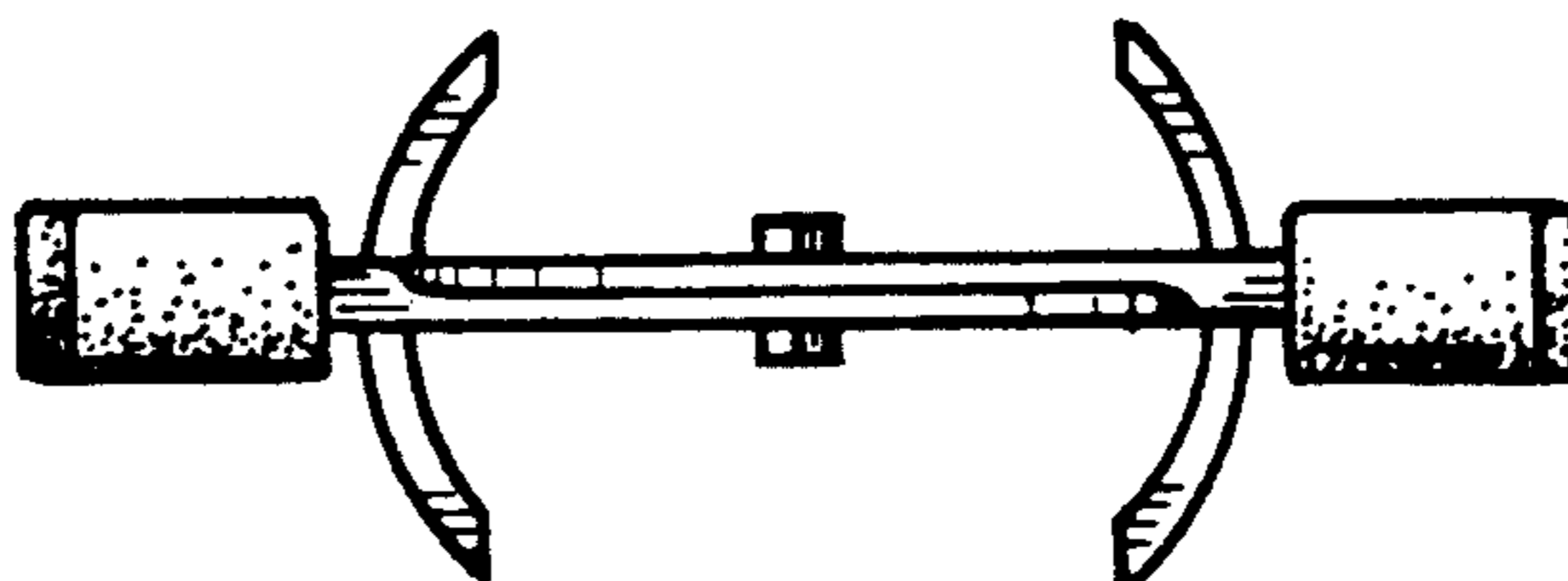


FIG. 5