



US00D341276S

# United States Patent [19]

[11] Patent Number: **Des. 341,276**

Jones

[45] Date of Patent: **\*\* Nov. 16, 1993**

[54] **GOLF CLUB DISPLAY RACK**

[76] Inventor: **Leland Jones, 1488 Peachtree Battle Ave., Atlanta, Ga. 30327**

[\*\*] Term: **14 Years**

[21] Appl. No.: **925,480**

[22] Filed: **Aug. 6, 1992**

[52] U.S. Cl. .... **D6/457; D21/223**

[58] Field of Search ..... **D6/416, 449, 455-461, D6/466-469; 211/68, 70, 70.2, 13, 163; D21/223**

D. 263,780	4/1982	Hildebrand et al. ....	D6/457
D. 276,287	11/1984	Sturcz et al. ....	D6/455 X
D. 335,595	5/1993	Bowen .....	D6/457 X
663,838	12/1990	White .....	211/70
1,761,088	6/1930	Pryde .....	211/68
4,753,446	6/1988	Mills .....	211/70.2 X
5,188,243	2/1993	Ruiz .....	211/70.2

*Primary Examiner*—Alan P. Douglas  
*Assistant Examiner*—Jeffrey Asch  
*Attorney, Agent, or Firm*—Rodgers & Rodgers

[57] **CLAIM**

The ornamental design for a golf club display rack, as shown.


[56] **References Cited**

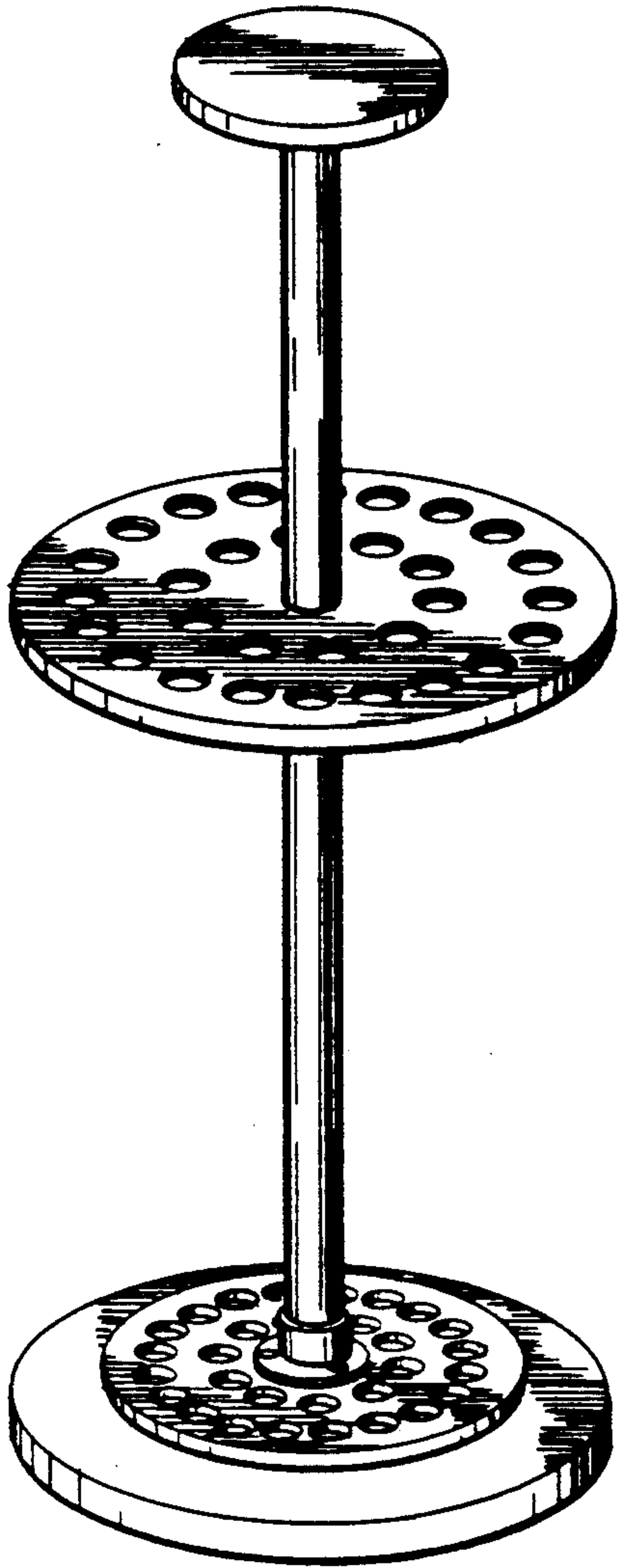
**U.S. PATENT DOCUMENTS**

D. 22,568	6/1893	Sencenbaugh .....	D6/455 X
D. 168,856	2/1953	Peyser .....	D6/416
D. 211,295	6/1968	Wolf .....	D6/457 X
D. 216,713	3/1970	Buchwach .....	D6/469 X

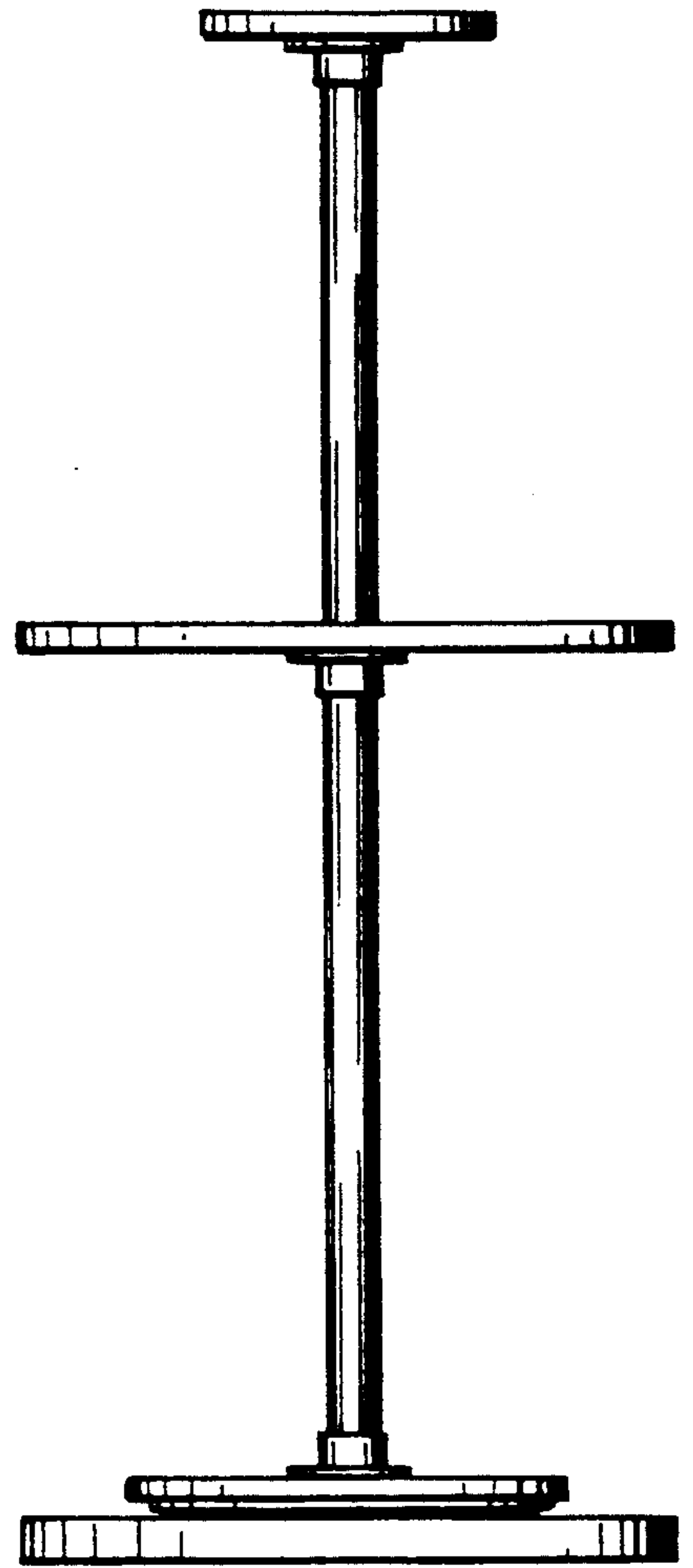
**DESCRIPTION**

FIG. 1 is a perspective view of a golf club display rack showing my new design;  
FIG. 2 is a side elevational view thereof;  
FIG. 3 is a top plan view thereof; and,  
FIG. 4 is a bottom plan view thereof.

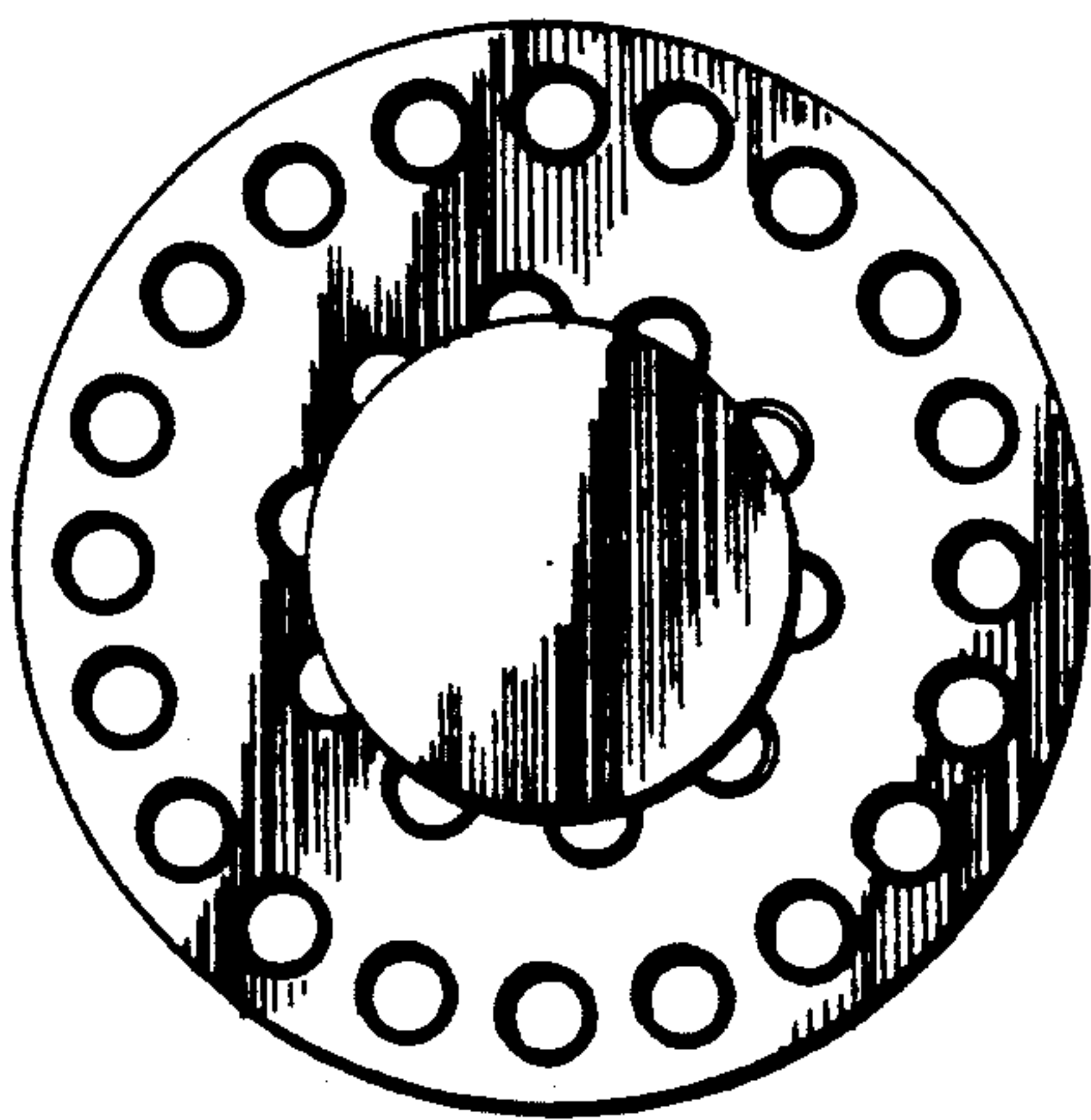




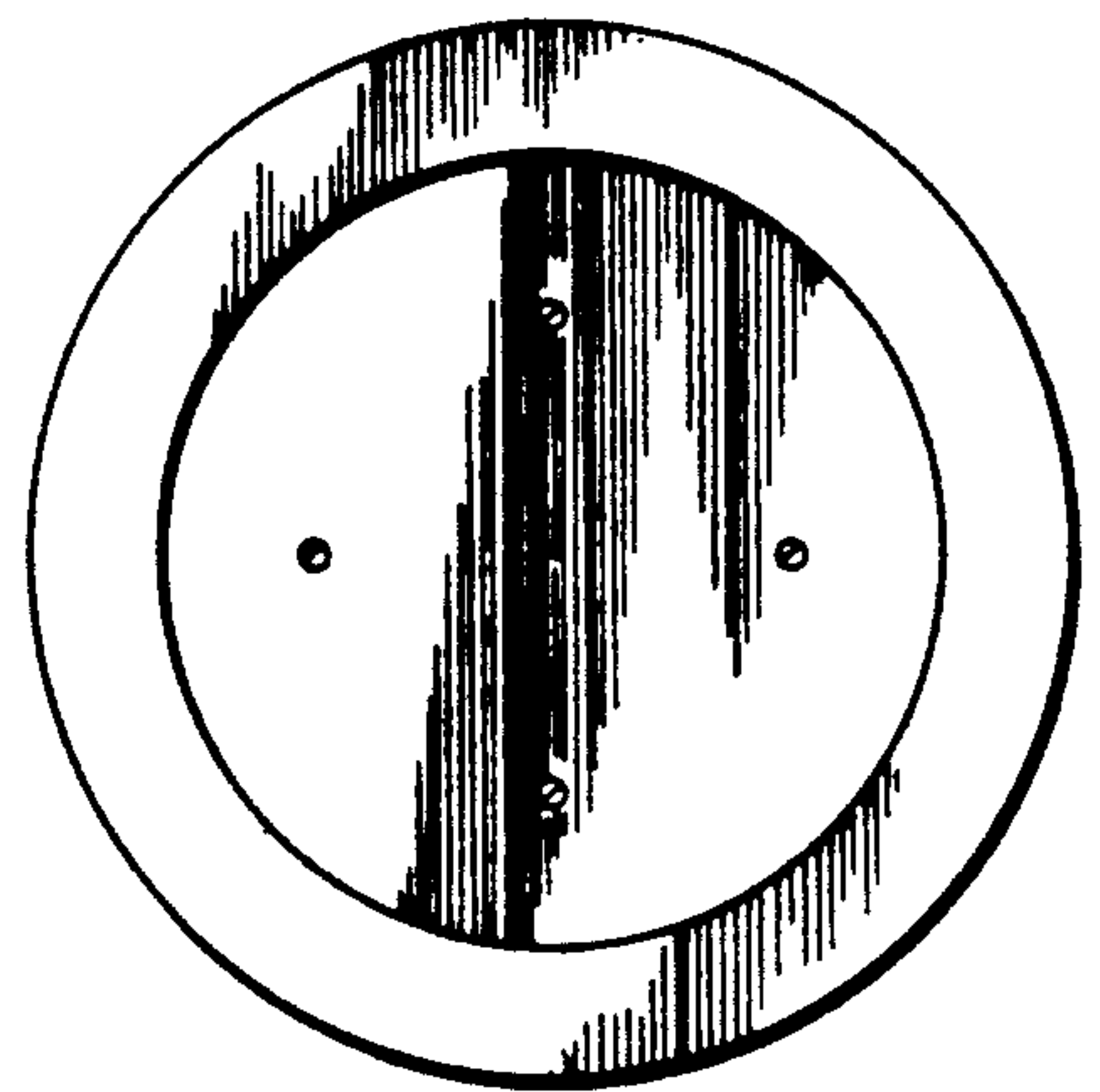
*Fig. 1*



*Fig. 2*



*Fig. 3*



*Fig. 4*