



US00D341275S

United States Patent [19]

van den Nieuwelaar

[11] Patent Number: Des. 341,275

[45] Date of Patent: ** Nov. 16, 1993

[54] CUPBOARD

5,060,425 10/1991 Kappers et al. 312/297 X

[75] Inventor: Aldo van den Nieuwelaar,
Amsterdam, Netherlands

[73] Assignee: UMS-Pastoe B.V., Netherlands

[**] Term: 14 Years

[21] Appl. No.: 734,814

[22] Filed: Jul. 23, 1991

[30] Foreign Application Priority Data

Jan. 23, 1991 [IB] Int'l Pat. Institute DM/018677

[52] U.S. Cl. D6/433

[58] Field of Search D6/432-448,
D6/407, 476; D19/76, 86; 312/183, 297

[56] References Cited

U.S. PATENT DOCUMENTS

D. 133,495	8/1942	Meyer	D6/468
D. 149,461	4/1948	Underwood	D19/86
D. 171,441	2/1954	Cornick	D6/476
D. 232,799	9/1974	Knudson	D6/433 X
D. 276,772	12/1984	Snediker	D6/433
4,681,379	7/1987	Pillinini	312/297
4,756,581	7/1988	Phillips	312/297 X

OTHER PUBLICATIONS

Interiors May 1980, p. 86; tambour casegoods on page.
Schoner Wohnen Mar. 1984, p. 59; storage cabinet with
tambour door item #1 top left on page.

IKEA 1988 p. 61 roll top cabinet on page.

Evans 1989/90, p. 302; video cassette cabinet, #12 bot-
tom center on page.

Primary Examiner—Carmen H. Vales-Lado

Attorney, Agent, or Firm—Dick and Harris

[57] CLAIM

The ornamental design for a cupboard, as shown and
described.

DESCRIPTION

FIG. 1 is a front perspective view a cupboard and
showing my design;

FIG. 2 is a front perspective view with the front panel
partially open;

FIG. 3 is a front view thereof;

FIG. 4 is a rear view thereof;

FIG. 5 is a right side view thereof;

FIG. 6 is a top view thereof; and,

FIG. 7 is a bottom view thereof.

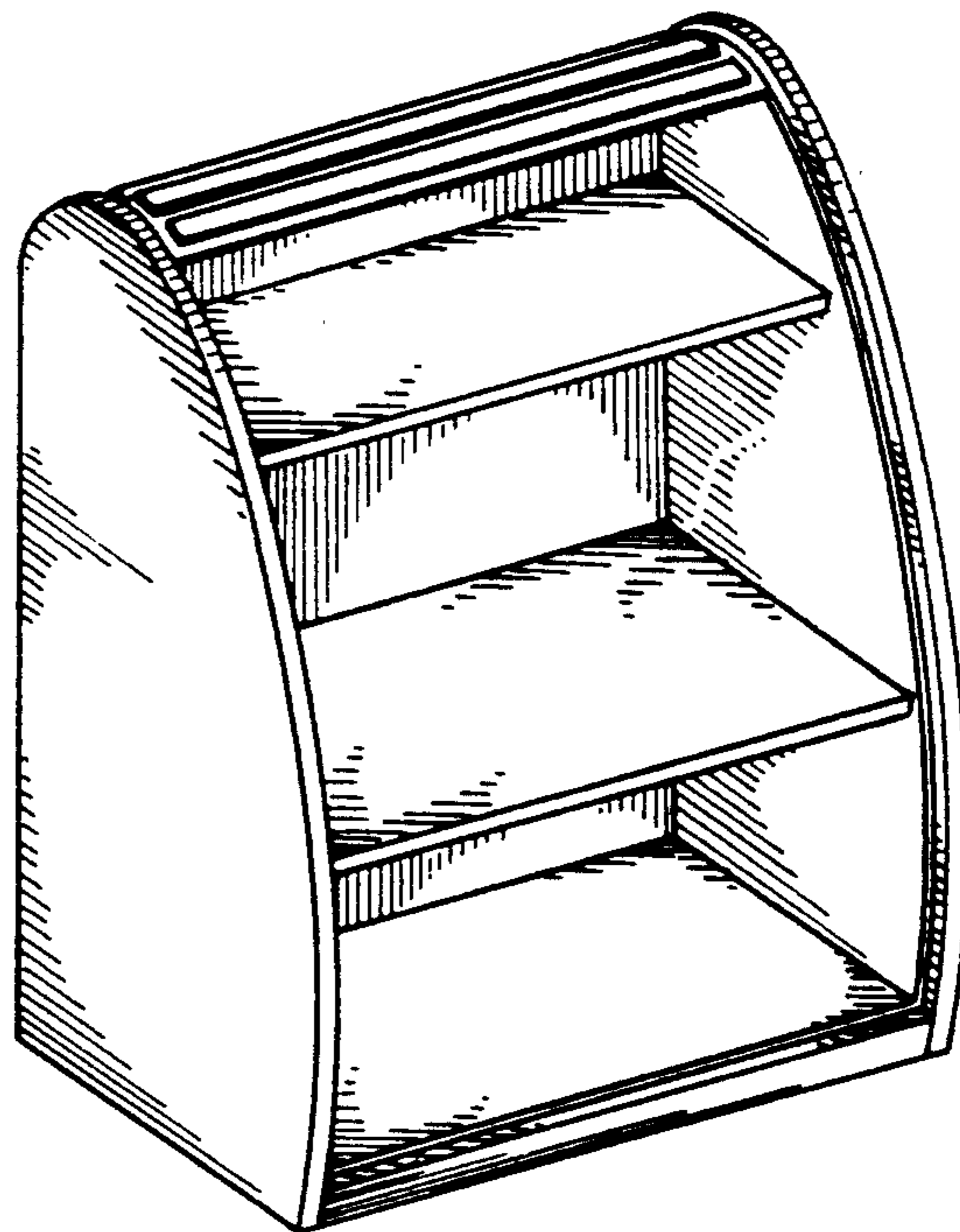
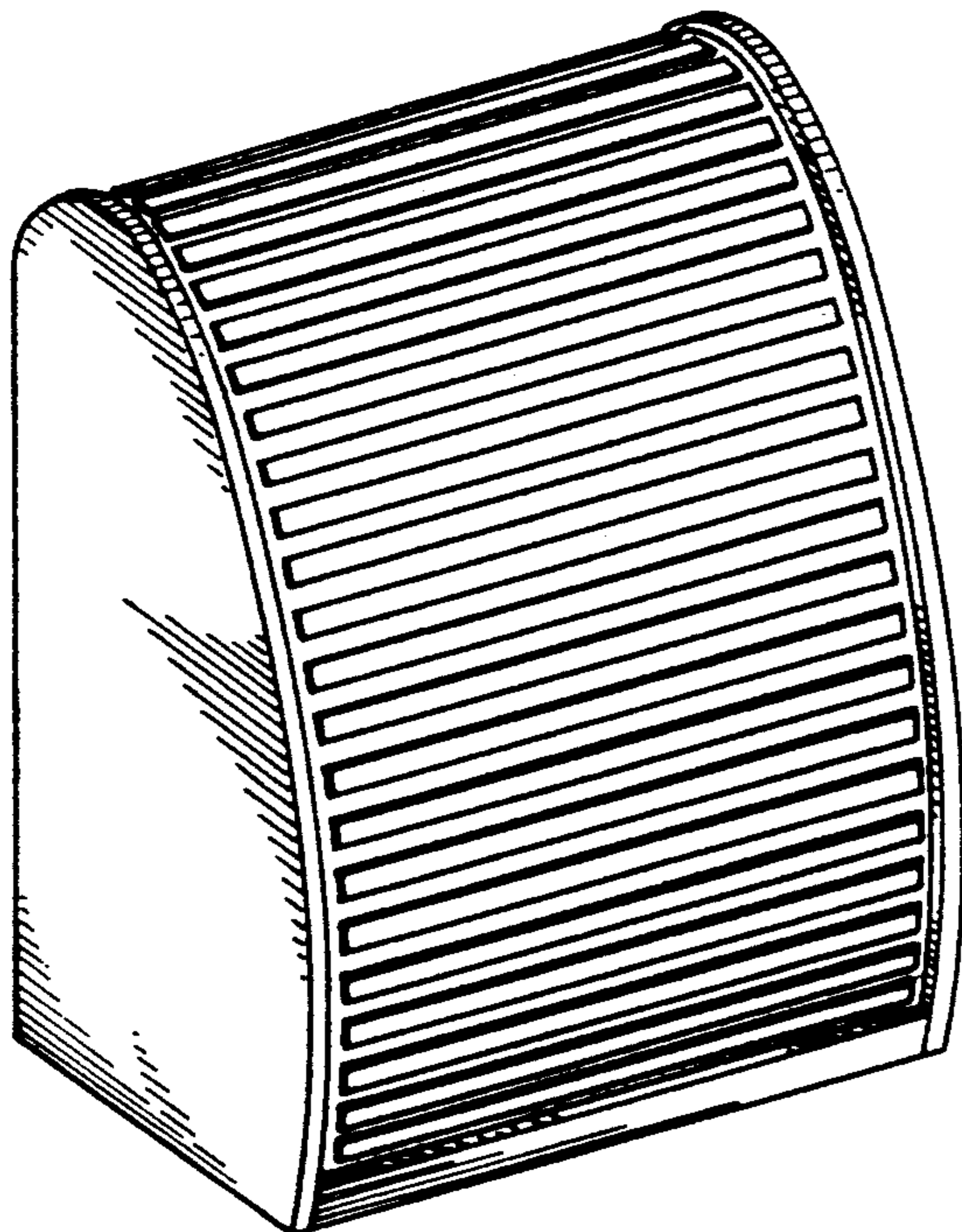


Fig 1




Fig 3




Fig 4

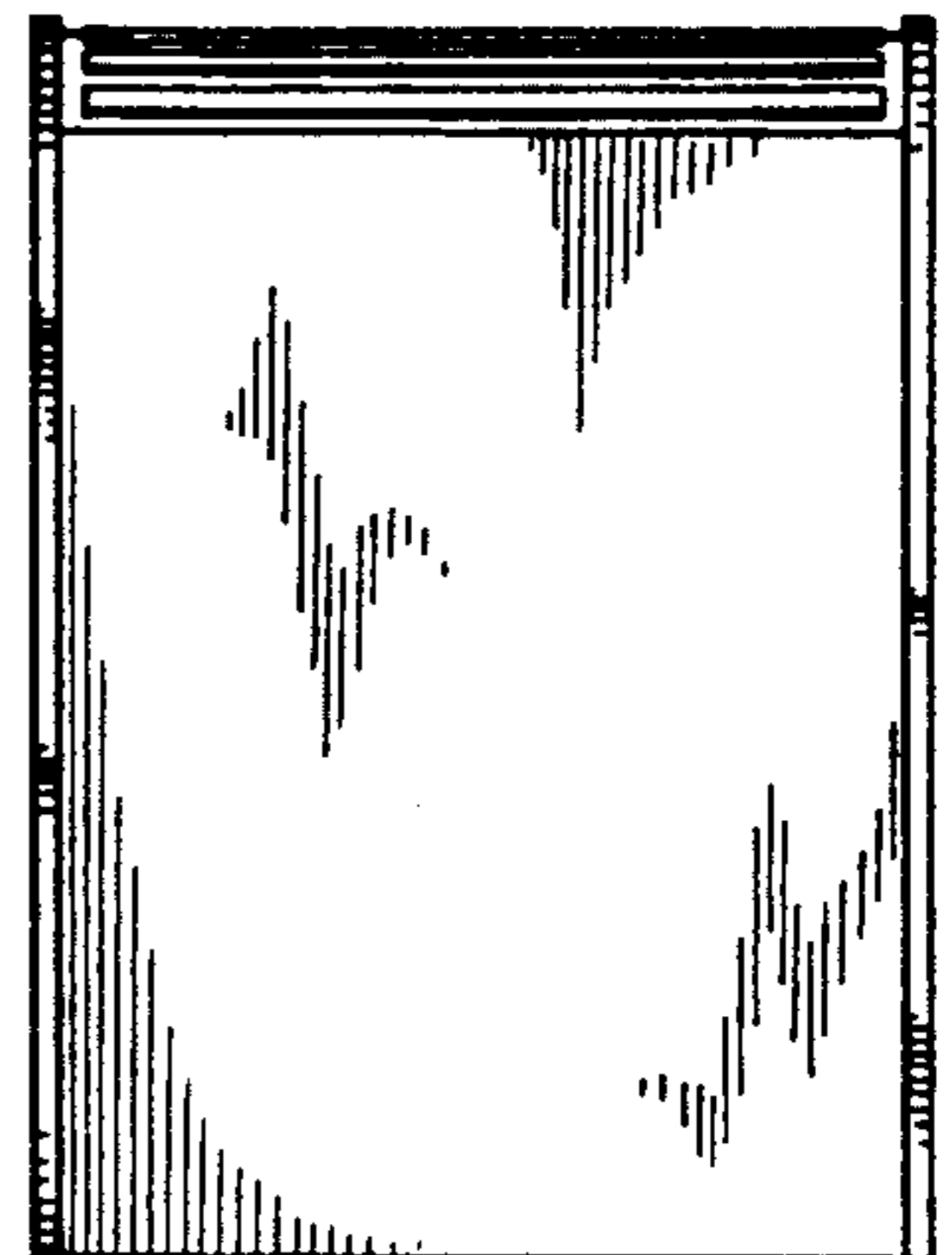


Fig 5

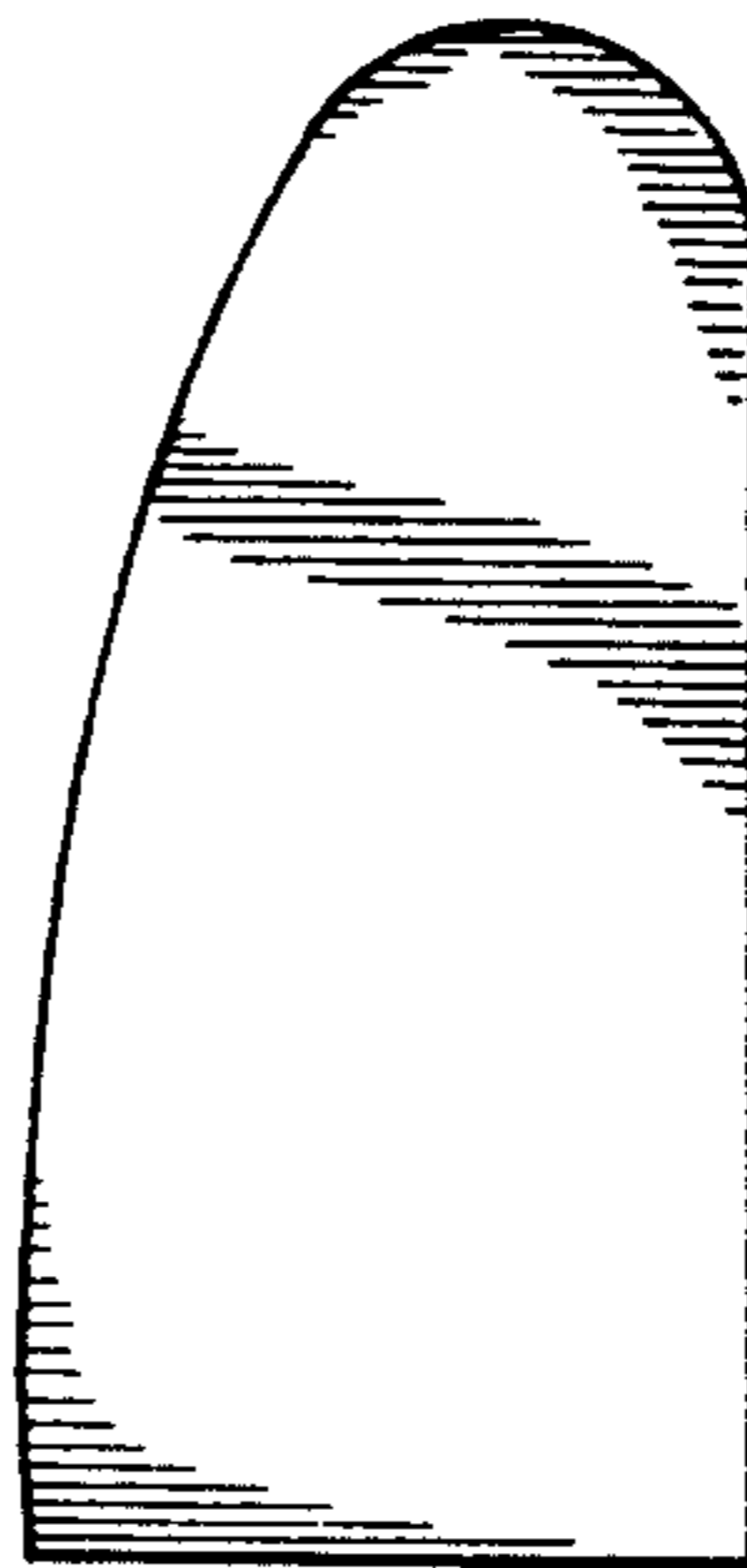


Fig 6




Fig 2




Fig 7

