



US00D341266S

United States Patent [19]
Caldwell

[11] **Patent Number: Des. 341,266**

[45] **Date of Patent: ** Nov. 16, 1993**

[54] **CHAIR**

[76] **Inventor: John Caldwell, 1829 Warwick Rd., San Marino, Calif. 91030**

[**] **Term: 14 Years**

[21] **Appl. No.: 771,967**

[22] **Filed: Oct. 2, 1991**

[52] **U.S. Cl. D6/379; D6/369; D6/376; D6/380**

[58] **Field of Search D6/334, 369, 370, 374, D6/375, 376, 379, 380, 500, 501, 502; 297/420, 446**

[56] **References Cited**

U.S. PATENT DOCUMENTS

D. 40,469	1/1910	Killian	D6/379
D. 82,938	12/1930	Hauser	D6/376 X
D. 261,333	10/1981	Adkinson	D6/369
D. 327,378	6/1992	White	D6/369

OTHER PUBLICATIONS

McGuire Top of the Vine, Reprint from Town & Country, 811984, chair at bottom right.
House & Garden, Jun. 1986, p. 27, chair at bottom left.
Interiors, Oct. 1986, p. 99, chair at bottom right.
Interiors, Feb. 1990, chair at bottom center, p. 76.


Primary Examiner—Alan P. Douglas
Assistant Examiner—Gary D. Watson
Attorney, Agent, or Firm—Donald D. Mon

[57] **CLAIM**

The ornamental design for a chair, as shown and described.

DESCRIPTION

FIG. 1 is a left front perspective view of the chair according to the invention;
FIG. 2 is a left rear perspective view of the chair of FIG. 1;
FIG. 3 is a front view of the chair of FIG. 1;
FIG. 4 is a rear view of FIG. 3;
FIG. 5 is a right hand side view of the chair in FIG. 1, the left hand view being its mirror image; and,
FIG. 6 is a top view of the chair of FIG. 1.



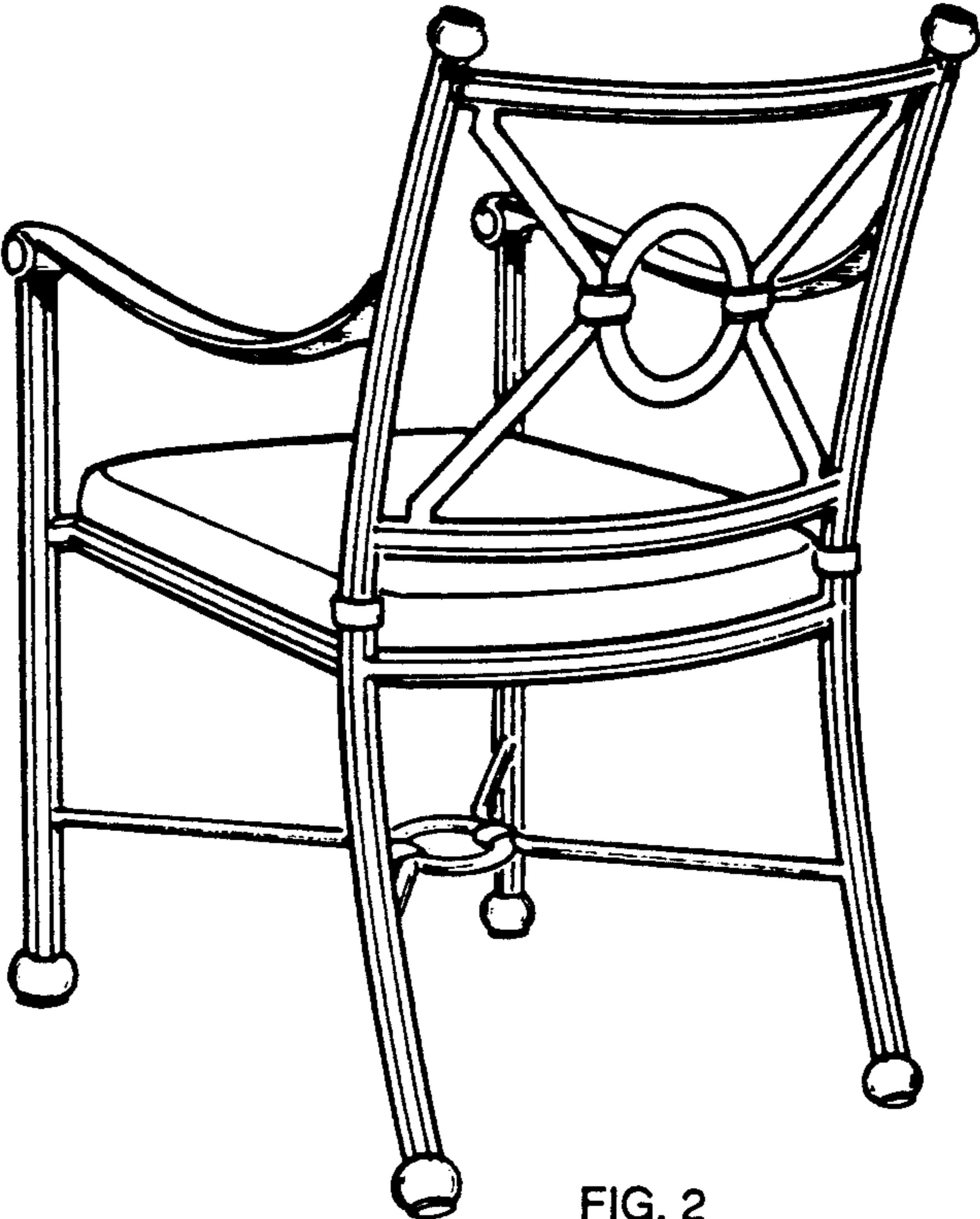


FIG. 2




FIG. 1




FIG. 3




FIG. 4

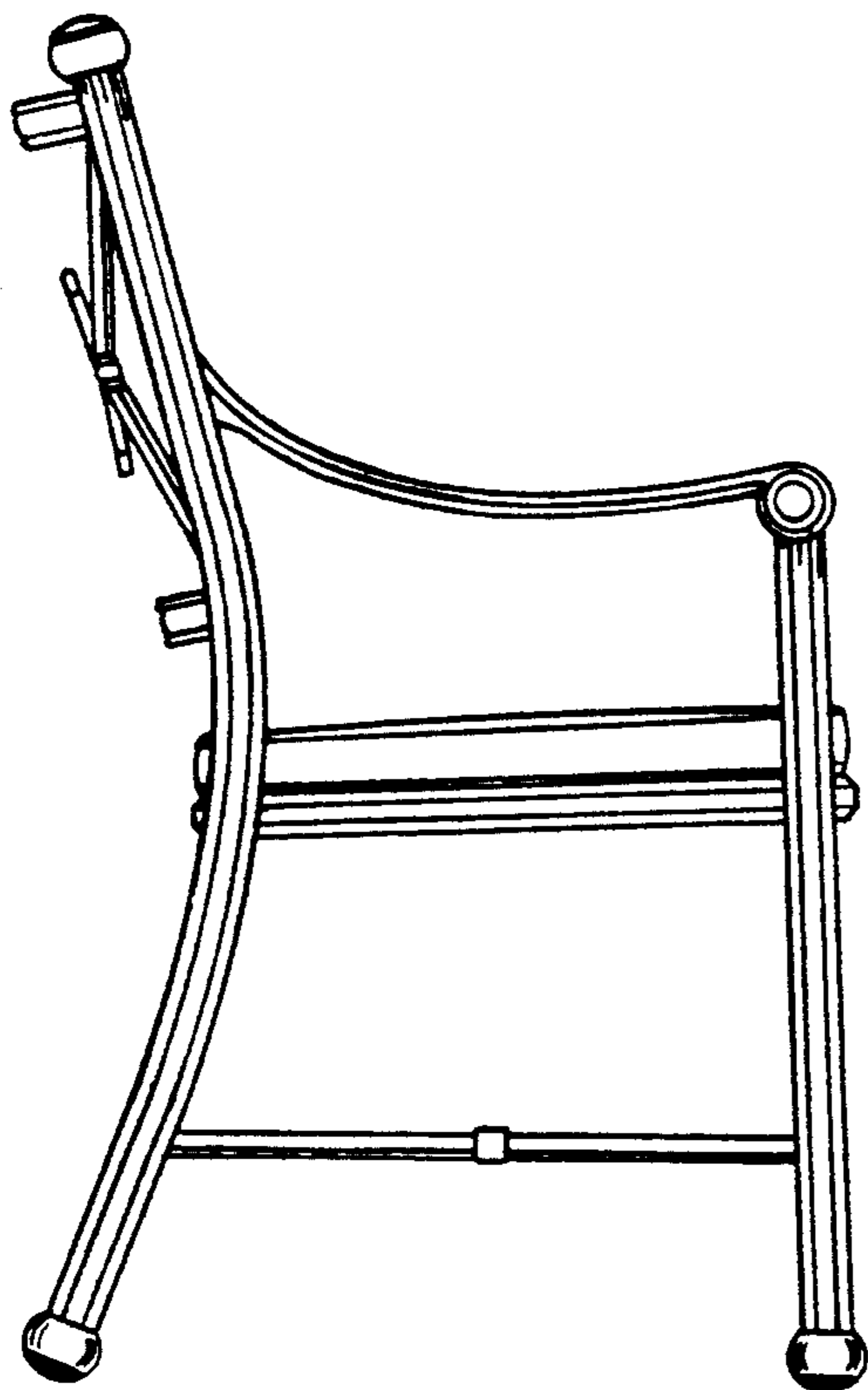


FIG. 5




FIG. 6