



US00D341246S

United States Patent [19]

[11] Patent Number: **Des. 341,246**

Lucarelli et al.

[45] Date of Patent: **** Nov. 16, 1993**

[54] **SHOE SOLE BOTTOM AND PERIPHERY**

[75] Inventors: **James H. Lucarelli, Onset, Mass.;**
William A. Lobosco, Nashua, N.H.

[73] Assignee: **The Goodyear Tire & Rubber Company, Akron, Ohio**

[**] Term: **14 Years**

[21] Appl. No.: **857,288**

[22] Filed: **Mar. 24, 1992**

[52] U.S. Cl. **D2/320; D12/151**

[58] Field of Search **D2/264, 265, 274, 311, D2/317-323; D12/147, 149, 151; 36/25 R, 28, 29, 32 R, 43, 44, 59 R, 59 C, 83, 84, 89, 112-114, 132, 136**

[56] **References Cited**

U.S. PATENT DOCUMENTS

D. 88,881 1/1933 Dhollier D2/320

D. 120,316	4/1940	Reeves	D2/320
D. 132,345	5/1942	Jezek et al.	D12/147
D. 266,797	11/1982	Lucarelli et al.	D2/320
D. 295,459	5/1988	Zuidema et al.	D2/320
D. 308,908	7/1990	Kiyosawa	D2/320
D. 329,627	9/1992	Attinello et al.	D12/151
D. 332,345	1/1993	Duffy et al.	D2/320
4,667,717	5/1987	Graas	D12/151

Primary Examiner—Louis S. Zarfaz
Attorney, Agent, or Firm—Marc R. Dion, Sr.

[57] CLAIM

The ornamental design for a shoe sole bottom and periphery, as shown and described.

DESCRIPTION

FIG. 1 is a side elevational view of a shoe sole bottom and periphery showing our new design; FIG. 2 is a bottom plan view thereof; FIG. 3 is a front side elevational view thereof; and, FIG. 4 is a rear side elevational view thereof.

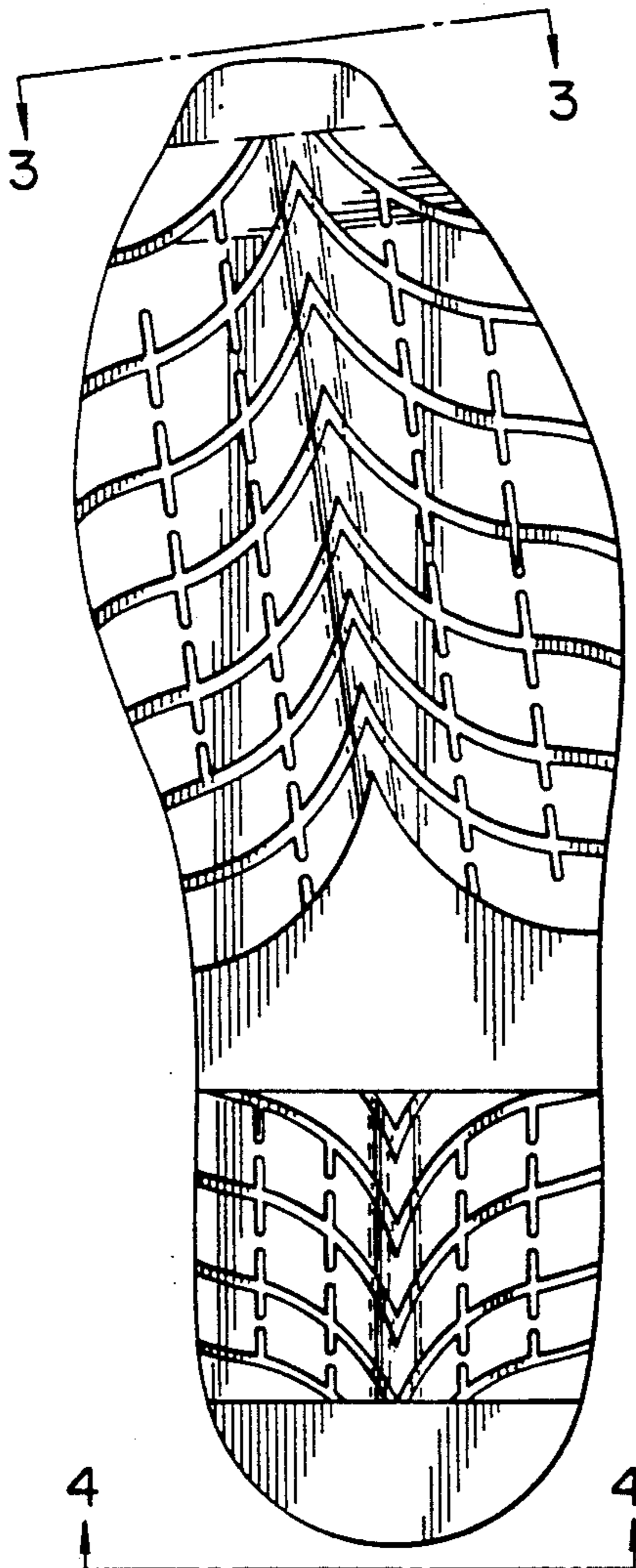


FIG. 1

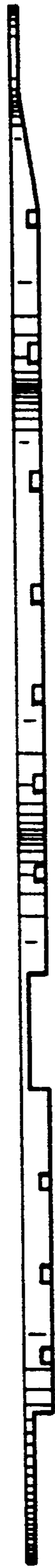


FIG. 2

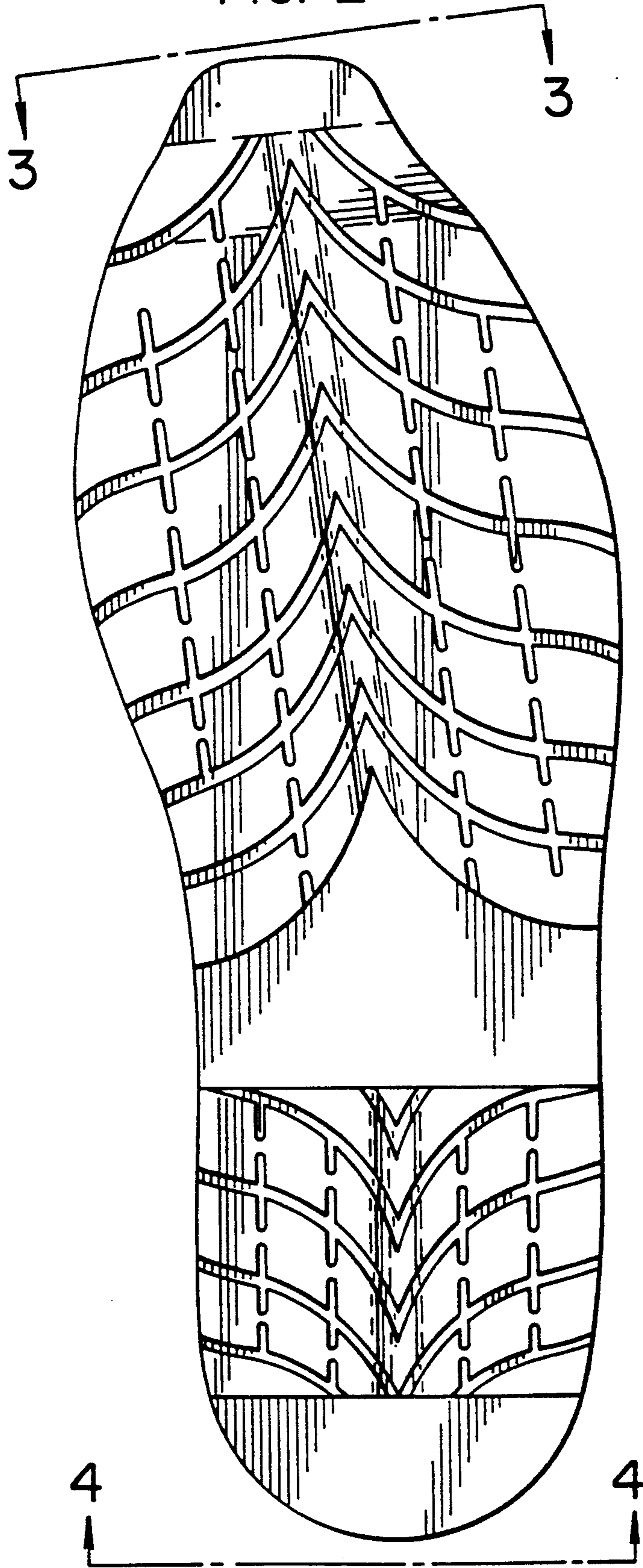


FIG. 3



FIG. 4

