



US00D341234S

United States Patent [19] Blessing

[11] Patent Number: **Des. 341,234**

[45] Date of Patent: **** Nov. 9, 1993**

[54] **DIPSTICK CLEANER**

[75] Inventor: **Jerry A. Blessing, Slidell, La.**

[73] Assignee: **LDB Automotive, Inc., Daly City, Calif.**

[**] Term: **14 Years**

[21] Appl. No.: **767,199**

[22] Filed: **Sep. 30, 1991**

[52] U.S. Cl. **D32/45**

[58] Field of Search **D32/35, 40, 45;**
15/209.1, 210.1, 220.4

[56] **References Cited**

U.S. PATENT DOCUMENTS

- D. 318,156 7/1991 Banovich et al. D32/35
- 2,254,143 8/1941 Heatwole 15/220.4
- 2,654,109 10/1953 Barnes 15/220.4 X

FOREIGN PATENT DOCUMENTS

710077 6/1954 United Kingdom 15/220.4

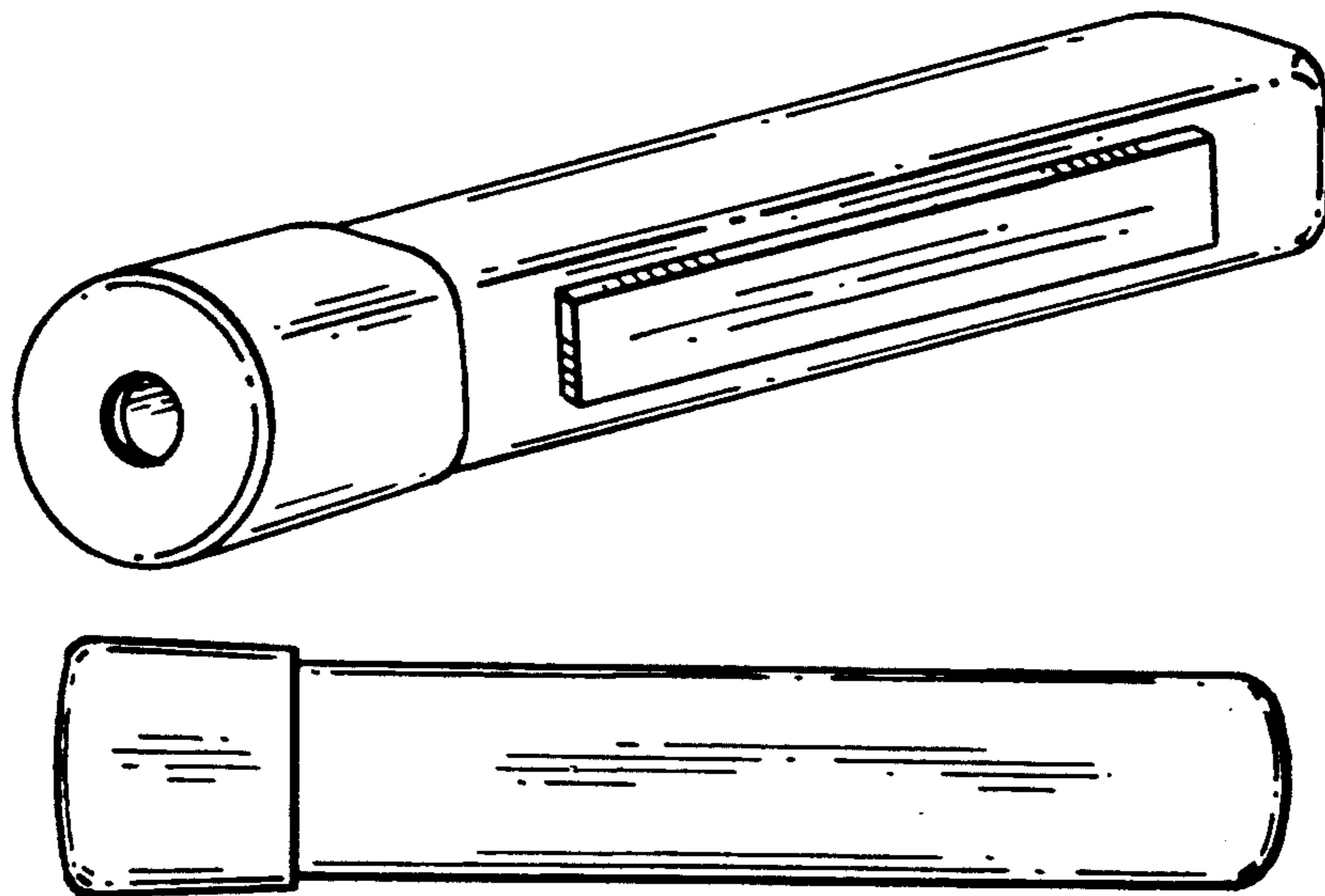
Primary Examiner—Wallace R. Burke
Assistant Examiner—Lavone D. Tabor
Attorney, Agent, or Firm—Harris Zimmerman

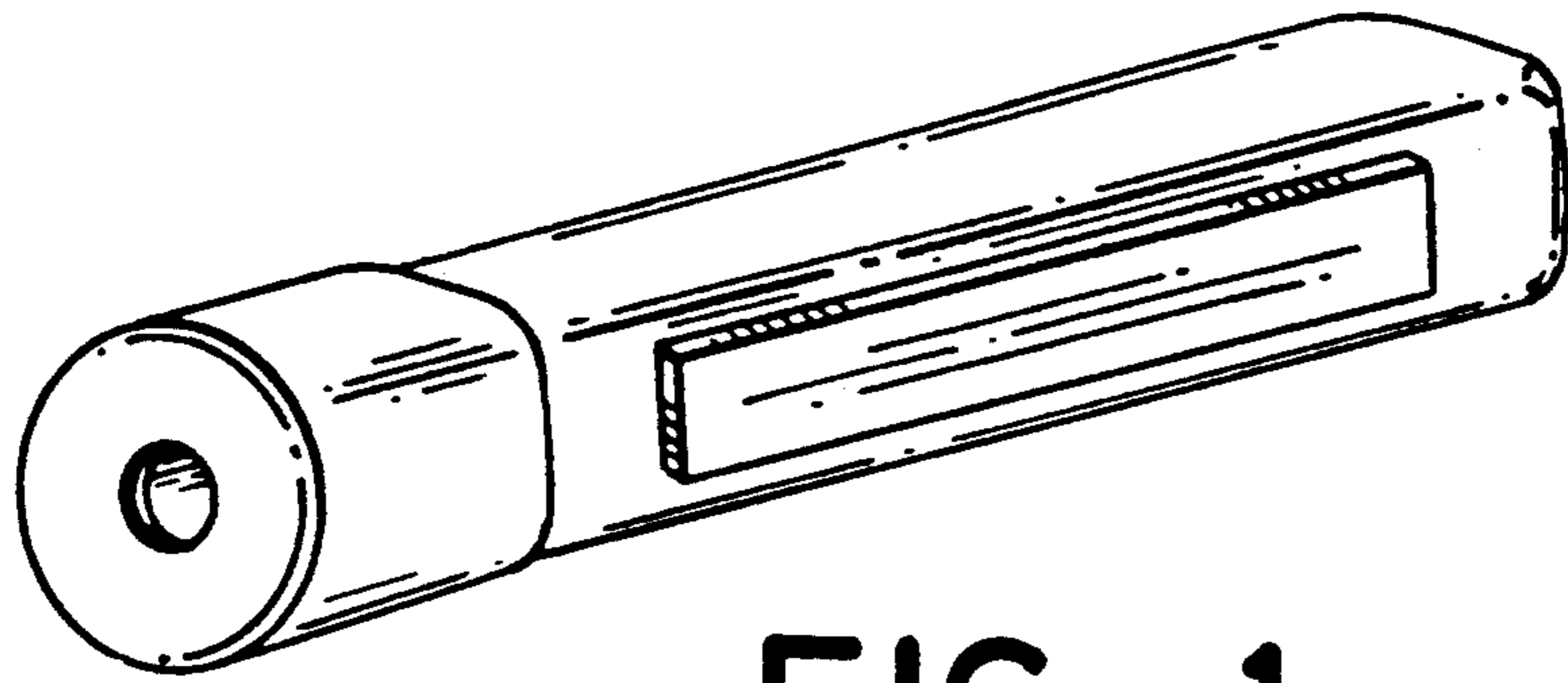
[57] **CLAIM**

The ornamental design for a dipstick cleaner, as shown and described.


DESCRIPTION

FIG. 1 is a perspective view of a dipstick cleaner showing my new design;
FIG. 2 is a top plan view thereof;
FIG. 3 is a side elevational view;
FIG. 4 is a bottom plan view;
FIG. 5 is an end elevational view;
FIG. 6 is an end elevational view from the other end;
FIG. 7 is a cross sectional view taken on the line 7—7 of FIG. 4; and,
FIG. 8 is a cross sectional view taken on the line 8—8 of FIG. 4.







FIG_1



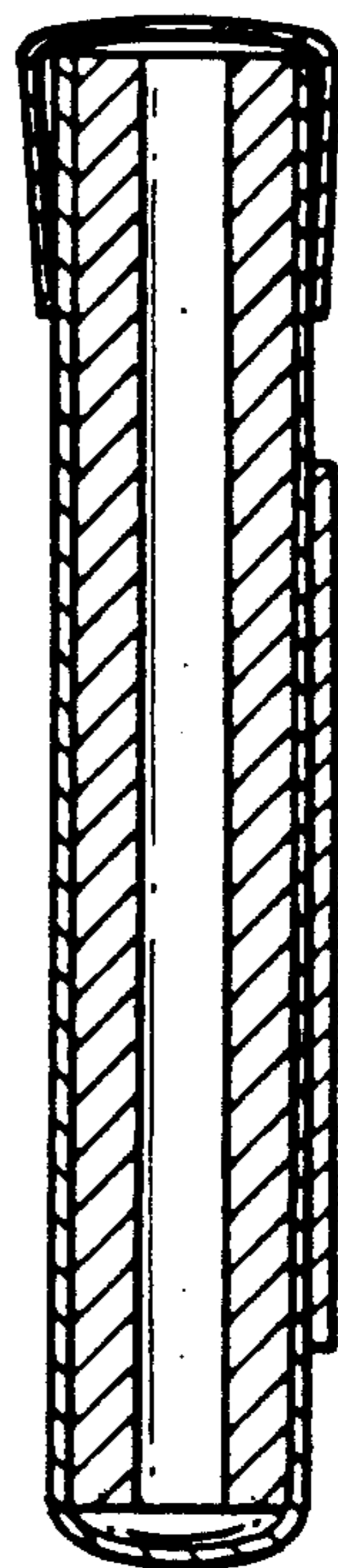
FIG_2



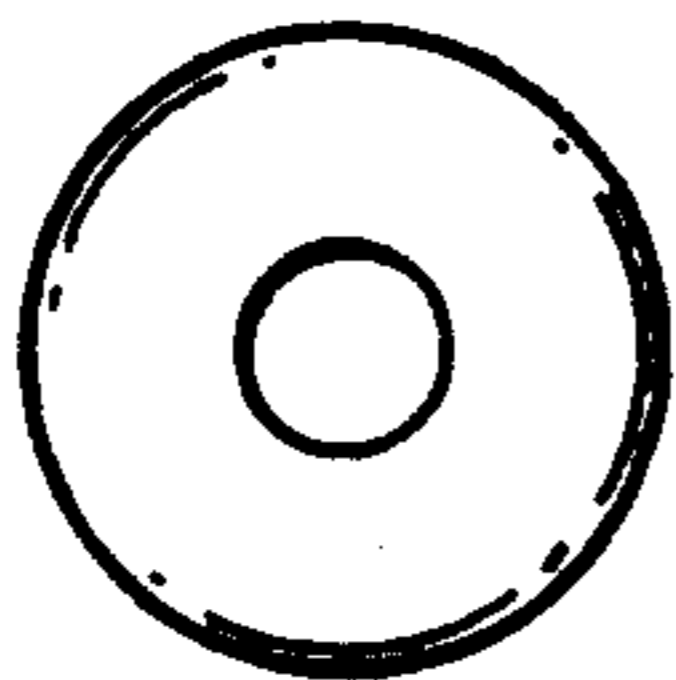
FIG_3



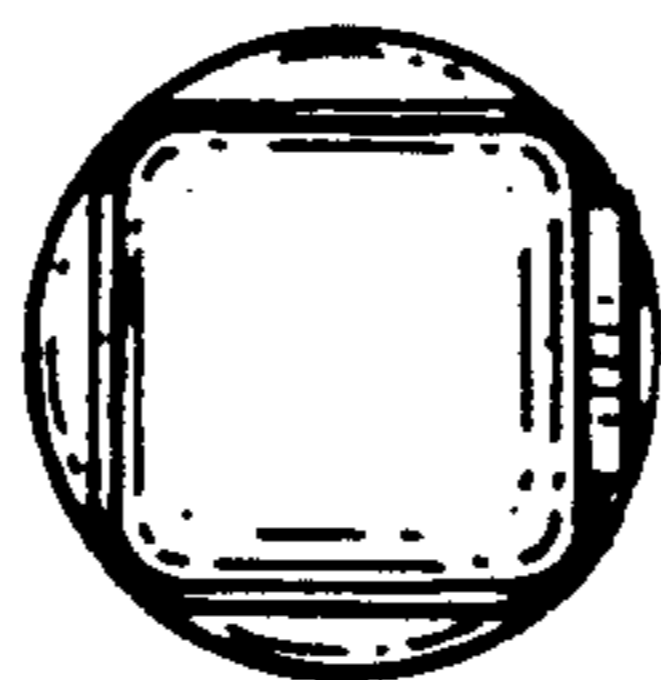
FIG_4



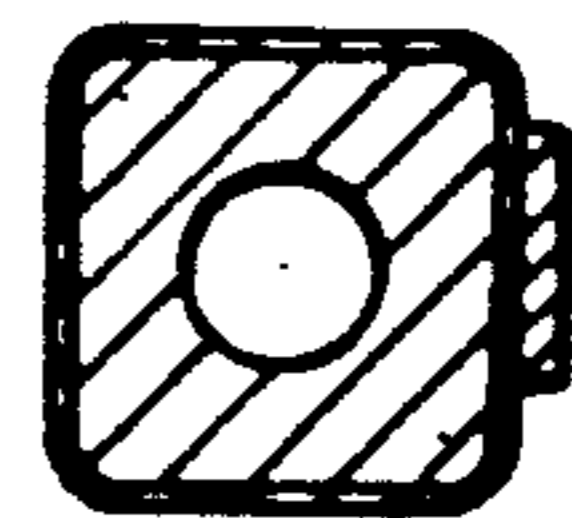
FIG_7



FIG_5



FIG_6



FIG_8