



US00D341223S

# United States Patent [19] Sawyer

[11] Patent Number: **Des. 341,223**

[45] Date of Patent: **\*\* Nov. 9, 1993**

[54] **COMBINED SOAP BAR AND FOAM INSERT**

[76] Inventor: **Fay S. Sawyer**, Silver Ranch on Rte. 124, Jaffrey, N.H. 03452

[\*\*] Term: **14 Years**

[21] Appl. No.: **667,058**

[22] Filed: **Mar. 8, 1991**

[52] U.S. Cl. .... **D28/8.1**

[58] Field of Search ..... **D28/8.1, 8.2; 406/49, 406/88; 252/90-93, 174, DIG. 16**

[56] **References Cited**

**U.S. PATENT DOCUMENTS**

Re. 21,307	12/1939	Arms	401/201
D. 217,889	6/1970	Koenigsberg	D28/8.1
837,759	12/1906	Weston	401/201
1,173,802	2/1916	Hobbs	401/201
2,054,198	9/1936	Jones	401/201
3,413,230	11/1968	Dupuis	252/174
4,308,157	12/1981	DiGiovanna	252/93 X
4,438,010	3/1984	Lindauer et al.	252/174

**FOREIGN PATENT DOCUMENTS**

690545	9/1930	France	D28/8.1
650525	7/1985	Switzerland	252/92

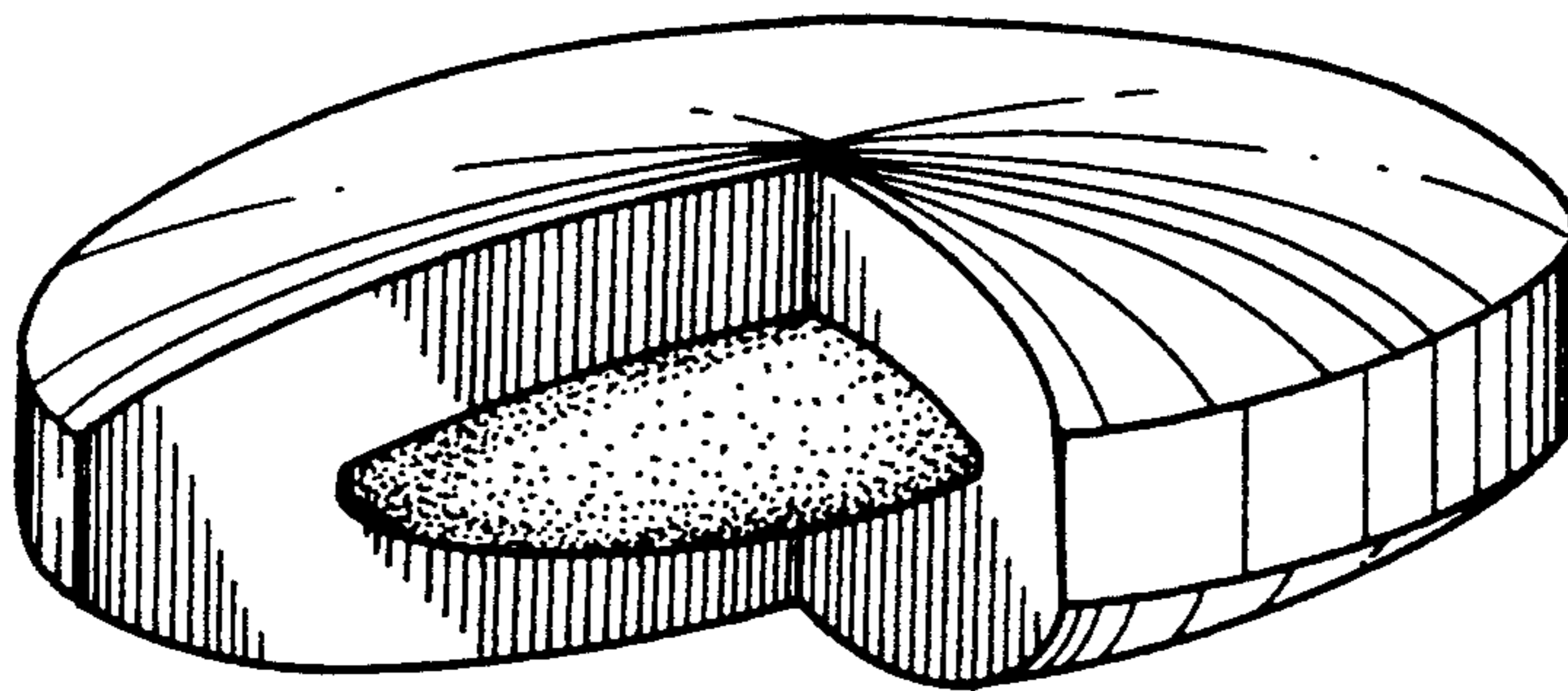
*Primary Examiner*—B. J. Bullock  
*Assistant Examiner*—C. Tuttle  
*Attorney, Agent, or Firm*—Terry M. Gernstein

[57] **CLAIM**

The ornamental design for a combined soap bar and form insert, as shown and described.

**DESCRIPTION**

FIG. 1 is a perspective view of the combined soap bar and foam insert embodying the design;  
FIG. 2 is a front elevational view thereof;  
FIG. 3 is a rear elevational view thereof;  
FIG. 4 is a side elevational view thereof, the side opposite being a mirror image of the side shown in FIG. 4; and,  
FIG. 5 is a top plan view thereof, the bottom view being a mirror image of the top view shown in FIG. 5.



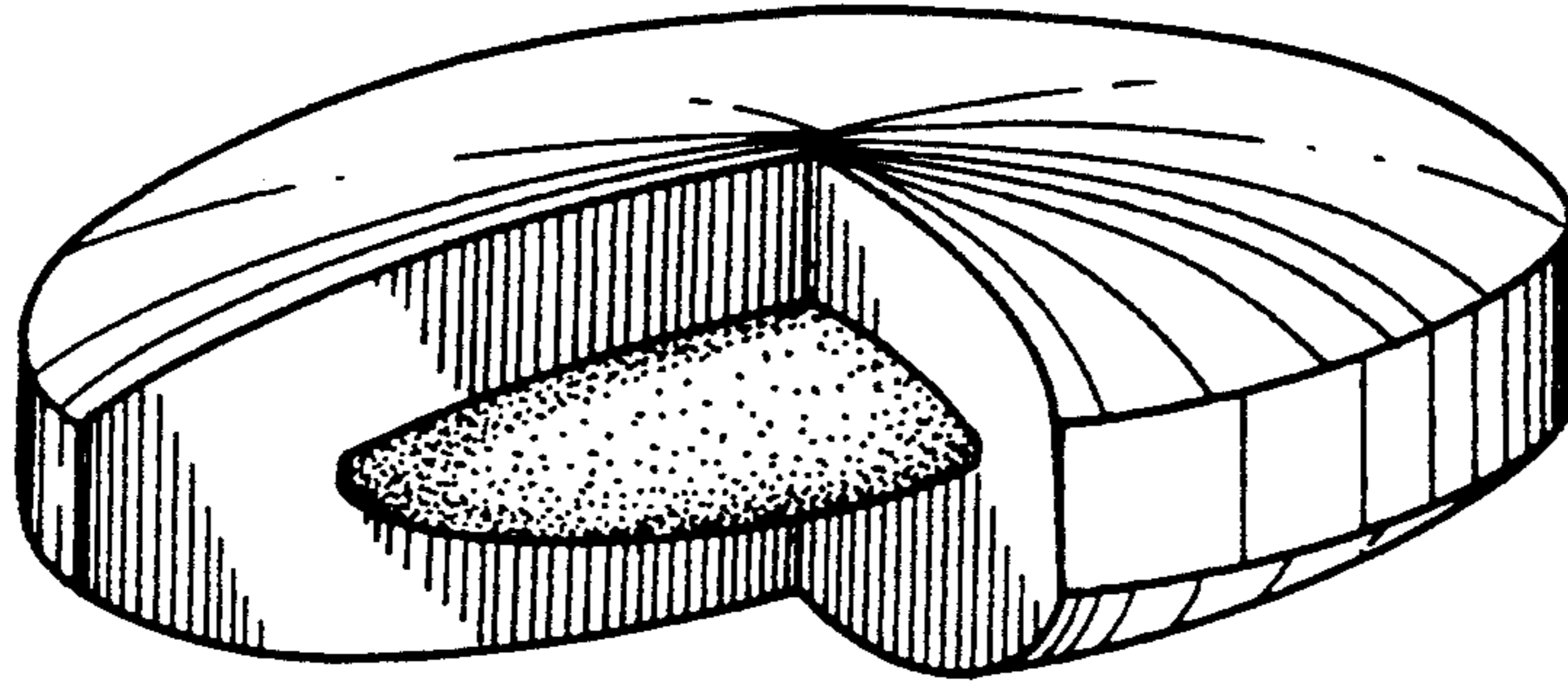


FIG. 1.

FIG. 2.

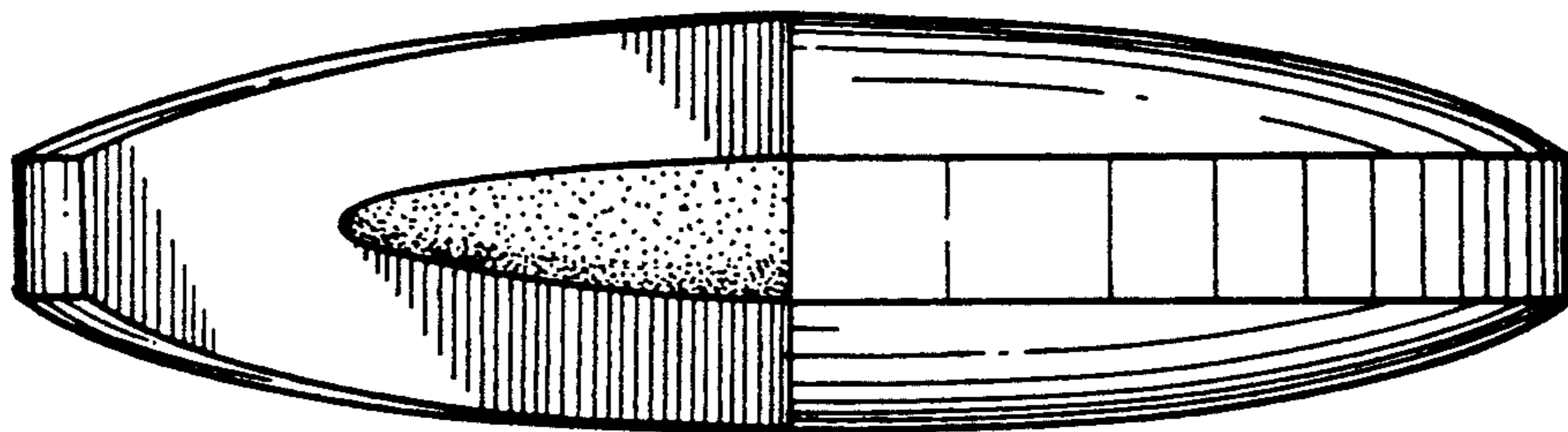


FIG. 3.

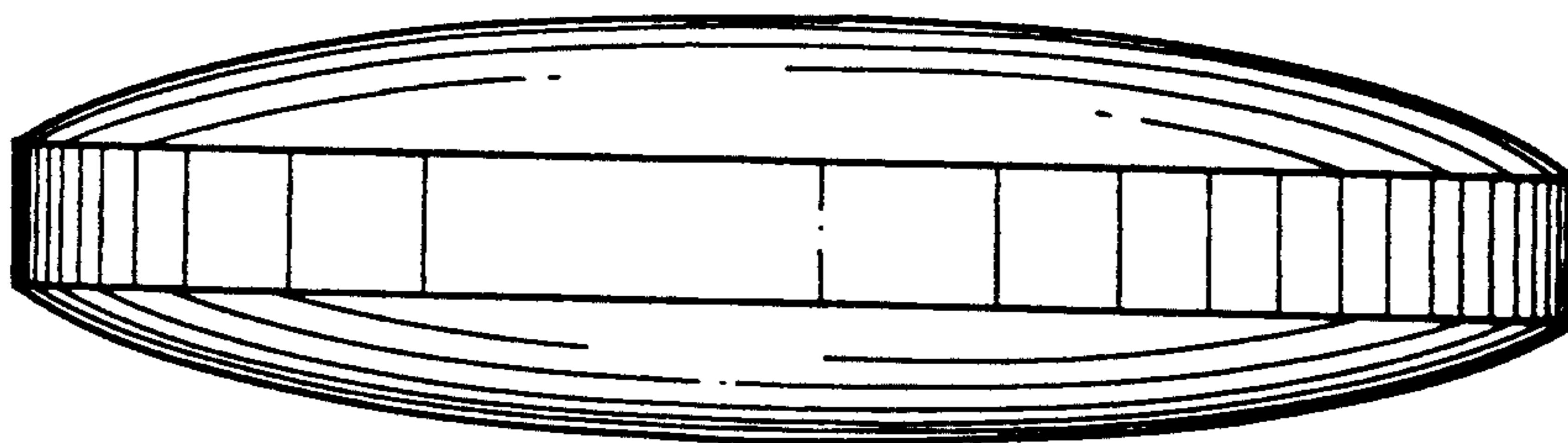


FIG. 4.

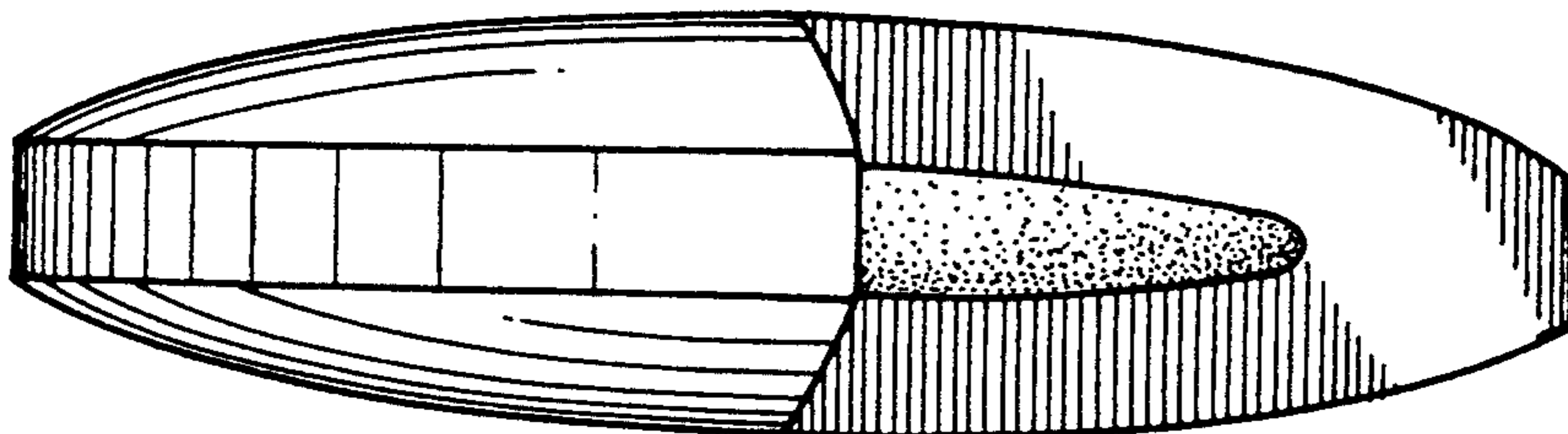


FIG. 5.

