

[54] **ULTRASONIC CUTTING TOOL FOR MEDICAL USE**

[75] Inventors: **Larry L. Hood**, Laguna Hills; **Gregg Hughes**, El Toro, both of Calif.

[73] Assignee: **Advanced Osseous Technologies, Inc.**, Aliso Viejo, Calif.

[\*\*] Term: **14 Years**

[21] Appl. No.: **714,100**

[22] Filed: **Jun. 11, 1991**

[52] U.S. Cl. .... **D24/146; D24/133**

[58] Field of Search ..... **D24/146, 147, 170, 231, D24/232; D8/47, 101, 98; D19/35; 606/79, 83, 169; 604/22; 128/24 RA, 24 A; 30/168, 169, 167**

[56] **References Cited**

**U.S. PATENT DOCUMENTS**

2,714,890	8/1955	Vang .
3,086,288	4/1963	Balamuth et al. .
3,526,219	9/1970	Balamuth .
3,589,363	6/1971	Banko et al. .
3,693,613	9/1972	Kelman .
3,809,977	5/1974	Balamuth et al. .
3,823,717	7/1974	Pohlman et al. .
3,862,630	1/1975	Balamuth .
3,990,452	11/1976	Murry et al. .
4,041,947	8/1977	Weiss et al. .
4,063,557	12/1977	Wuchinich et al. .
4,184,510	1/1980	Murry et al. .
4,188,952	2/1980	Loschilov et al. .
4,248,232	2/1981	Engelbrecht et al. .
4,298,074	11/1981	Matthen .
4,425,115	1/1984	Wuchinich .
4,705,038	11/1987	Sjostrom et al. .
4,705,500	11/1987	Reimels et al. .
4,750,488	6/1988	Wuchinich et al. .
4,832,683	5/1989	Idemoto et al. .
4,834,081	5/1989	Van Zile .
4,846,161	7/1989	Roger .
5,019,083	5/1991	Klapper et al. .

**FOREIGN PATENT DOCUMENTS**

9117716	7/1990	Japan	.....	606/169
---------	--------	-------	-------	---------

**OTHER PUBLICATIONS**

"Orthopedic Catalog" Richards Manufacture Co Inc pp. 10, 14, 20.

"Complete Replacement Arthroplasty of the Hip by the Ring Prosthesis", The Journal of Bone and Joint Surgery, P. A. Ring, pp. 720-731 (British) vol. 50B, No. 4, Nov. 1968.

"A New Technique for Removal of Broken Femoral Stems in Total Hip Replacement" by William H. Harris, et al., The Journal of Bone and Joint Surgery, vol. 63-A, No. 5, Jun. 1981.

Biological Fixation of the Porocoat AML® Hip—Manual for Pre-Operative Planning and Recommended Surgical Technique (1984) by Charles A. Engh, M.D. and J. Dennis Bobyn, Ph.D.

"Proximal Femoral Osteotomy in Difficult Revision Hip Surgery: How to Revise the Unrevisable" by Hugh H. Cameron, Ph.D., Contemporary Orthopaedics, May 1989, vol. 18, No. 5.

Photographs 1-3 illustrating an ultrasonic aspiration surgical tool used in neural surgery, designed by Dr. David Wuchinich and disclosed in 1967.

Photographs 4-15 illustrating three ultrasonic surgical tools manufactured by Quinton and distributed by Howmedica, Inc. in 1985.

*Primary Examiner*—A. Hugo Word

*Assistant Examiner*—I. Simmons

*Attorney, Agent, or Firm*—Knobbe, Martens, Olson & Bear

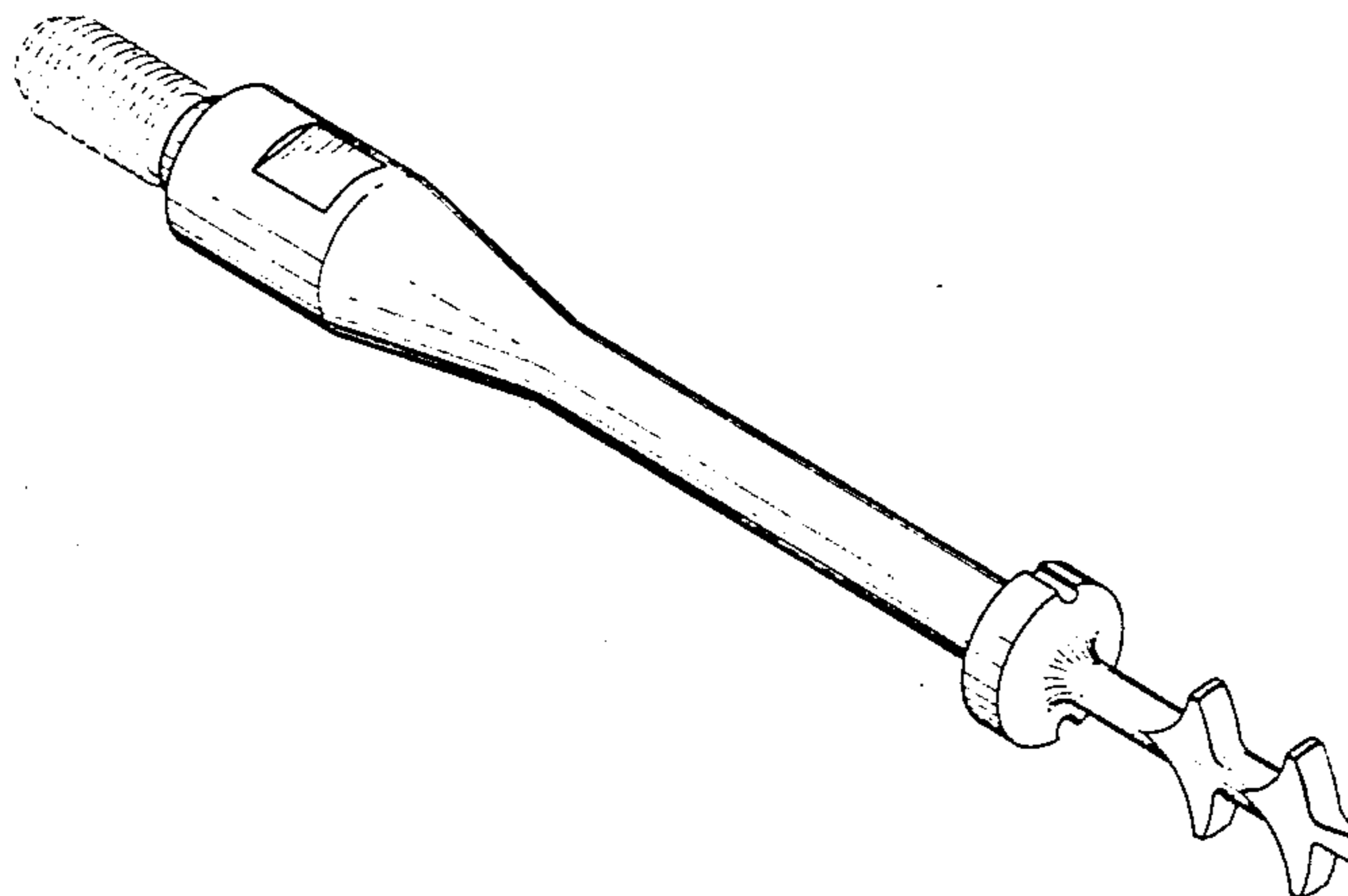
[57] **CLAIM**

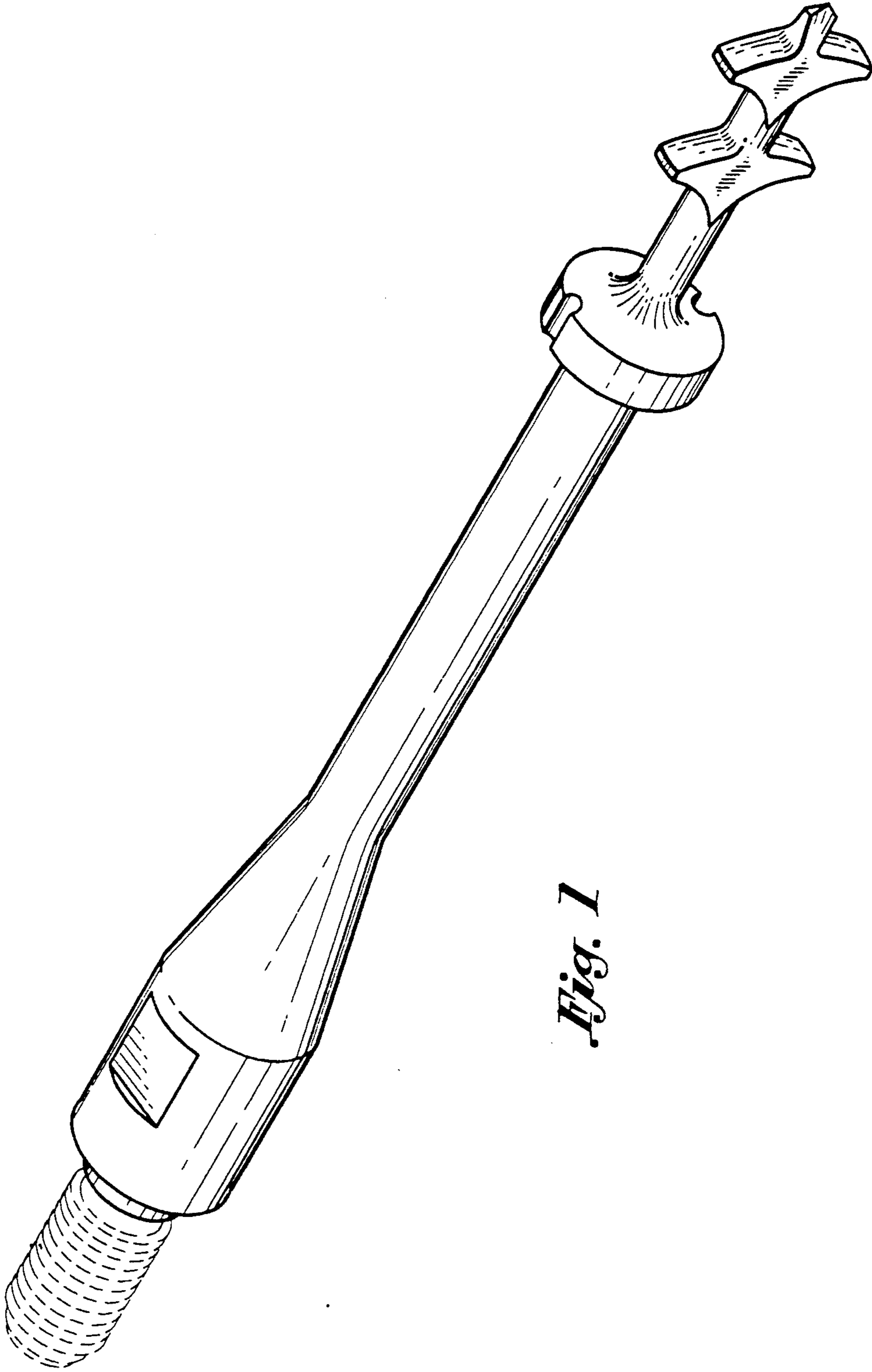
The ornamental design for an ultrasonic cutting tool for medical use, as shown and described.

**DESCRIPTION**

FIG. 1 is a perspective view of an ultrasonic cutting tool for medical use, showing our new design; FIG. 2 is a top plan view thereof, the bottom plan view of which is identical to that shown in FIG. 2; FIG. 3 is a side elevational view thereof, the opposite side of which is identical to that shown in FIG. 3; FIG. 4 is an elevational view thereof; and, FIG. 5 is an end elevational view thereof opposite that shown in FIG. 4.

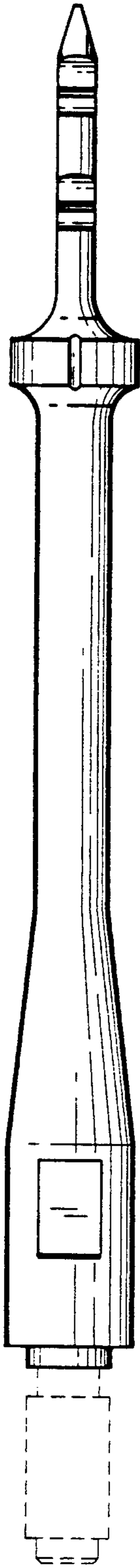
The broken line showing of the connector in FIGS. 1-3 is for illustrative purposes only and forms no part of the claimed design.



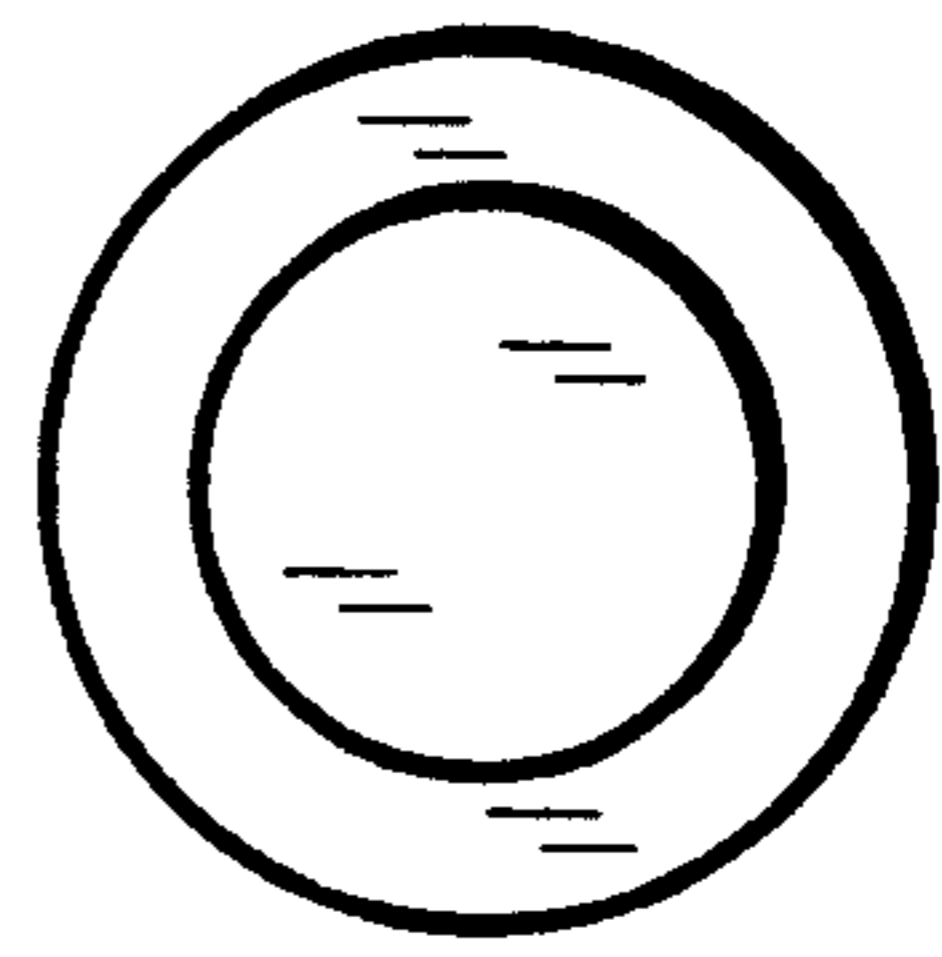
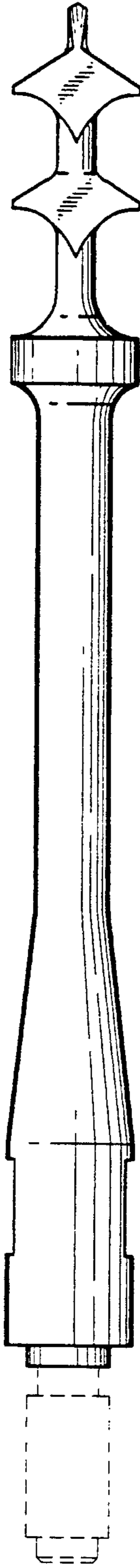


*Fig. 1*

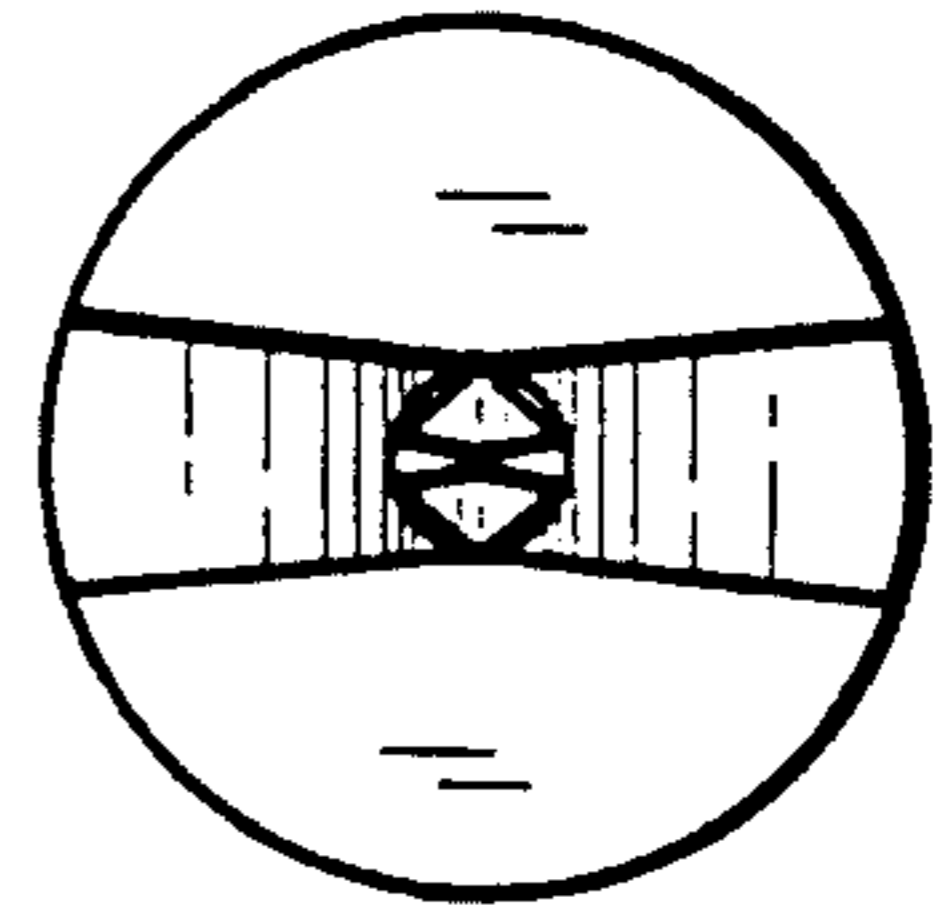
*Fig. 2*



*Fig. 3*



*Fig. 4*



*Fig. 5*