



US00D341182S

United States Patent [19]

[11] Patent Number: **Des. 341,182**

Dube

[45] Date of Patent: **** Nov. 9, 1993**

[54] JUGGLING KNIFE

[76] Inventor: **Brian Dube**, 25 Park Pl., New York, N.Y. 10007

[**] Term: **14 Years**

[21] Appl. No.: **677,964**

[22] Filed: **Apr. 1, 1991**

[52] U.S. Cl. **D22/118; D7/649**

[58] Field of Search **D22/118; D7/649; 30/340, 342, 343, 344, 345, 346, 136**

[56] References Cited

U.S. PATENT DOCUMENTS

D. 16,721	6/1886	Brittin	D7/649
D. 199,313	10/1964	Fullerton et al.	D7/649
D. 305,350	1/1990	Thompson	D22/118
	777,411	12/1904 Hall	30/342
	798,141	8/1905 Morgan et al.	30/344
	2,182,303	12/1939 Platts	D7/649 X

OTHER PUBLICATIONS

Knives and Knifemakers by S. Latham, ©1973, p. 65, Bowie Knife.

Home Furnishings Daily, Oct. 12, 1967, p. 23, Knife #3. United Cutlery, Catalog #7 ©1989, p. 29, Marauder Knife.

Primary Examiner—A. Hugo Word

Assistant Examiner—Doris V. Coles

Attorney, Agent, or Firm—M. K. Silverman

[57] CLAIM

The ornamental design for a juggling knife, as shown and described.

DESCRIPTION

FIG. 1 is a top plan view of a juggling knife, showing my new design;

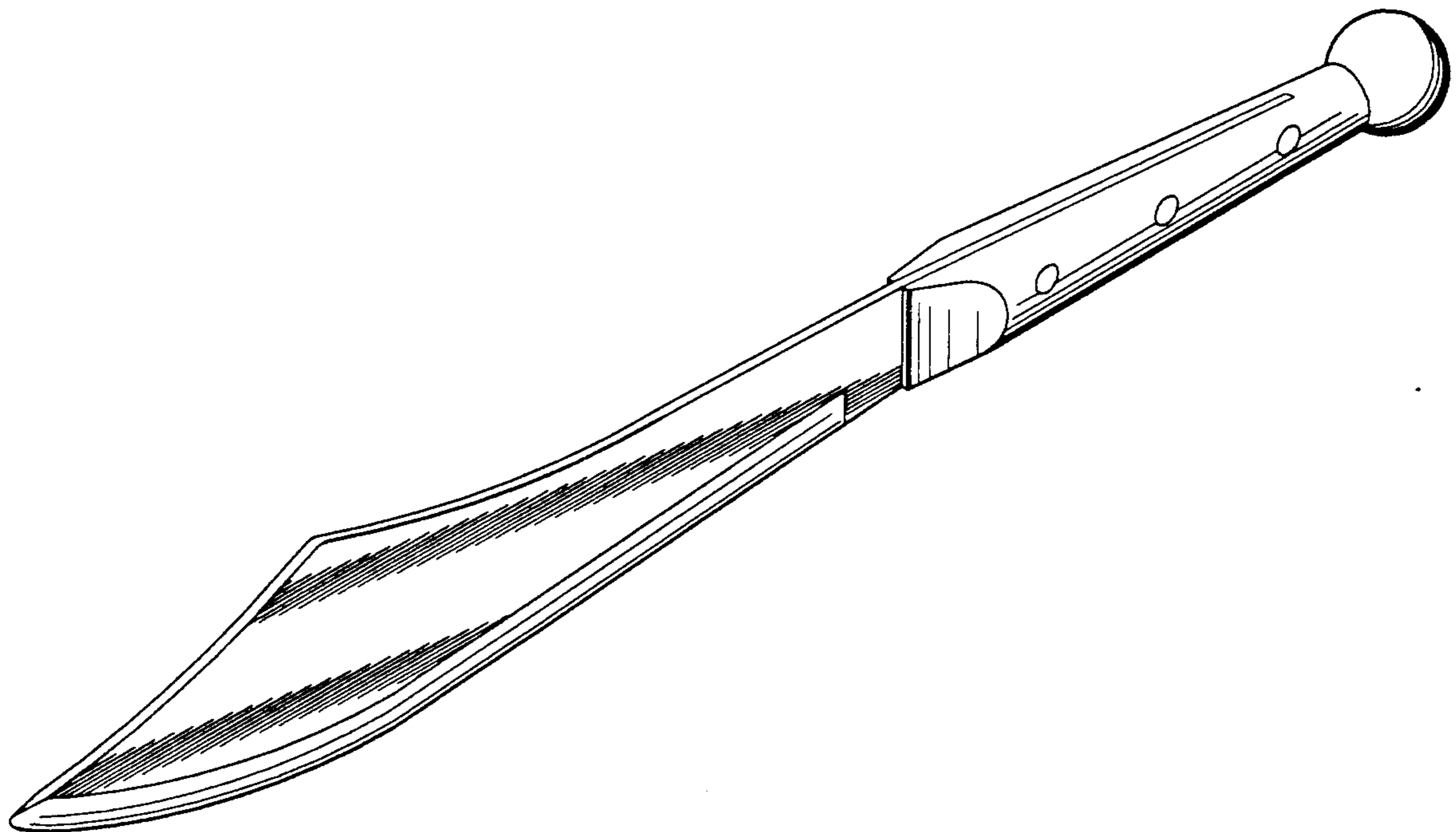
FIG. 2 is a side elevational view, the opposite side being a mirror image thereof;

FIG. 3 is a bottom plan view thereof;

FIG. 4 is a front elevational view thereof;

FIG. 5 is a rear elevational view thereof; and,

FIG. 6 is a perspective view thereof.



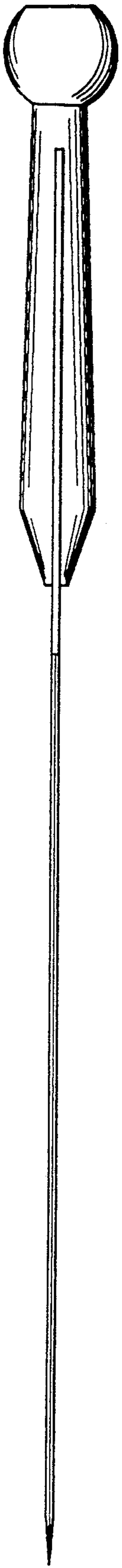


FIG. 1.

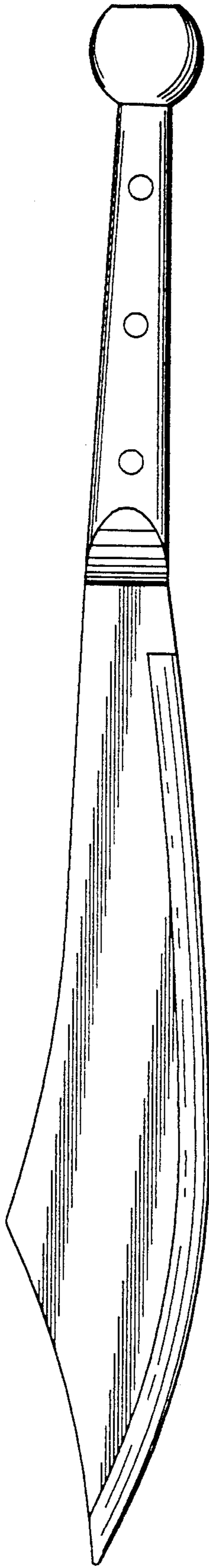


FIG. 2.

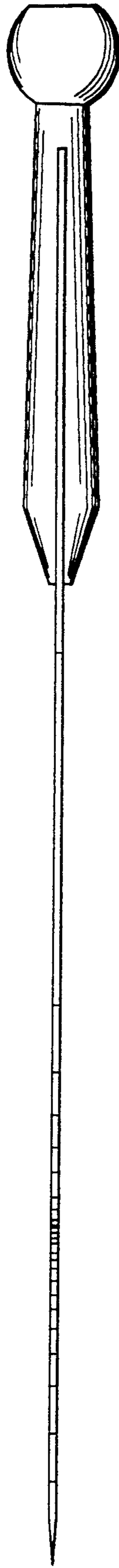


FIG. 3.

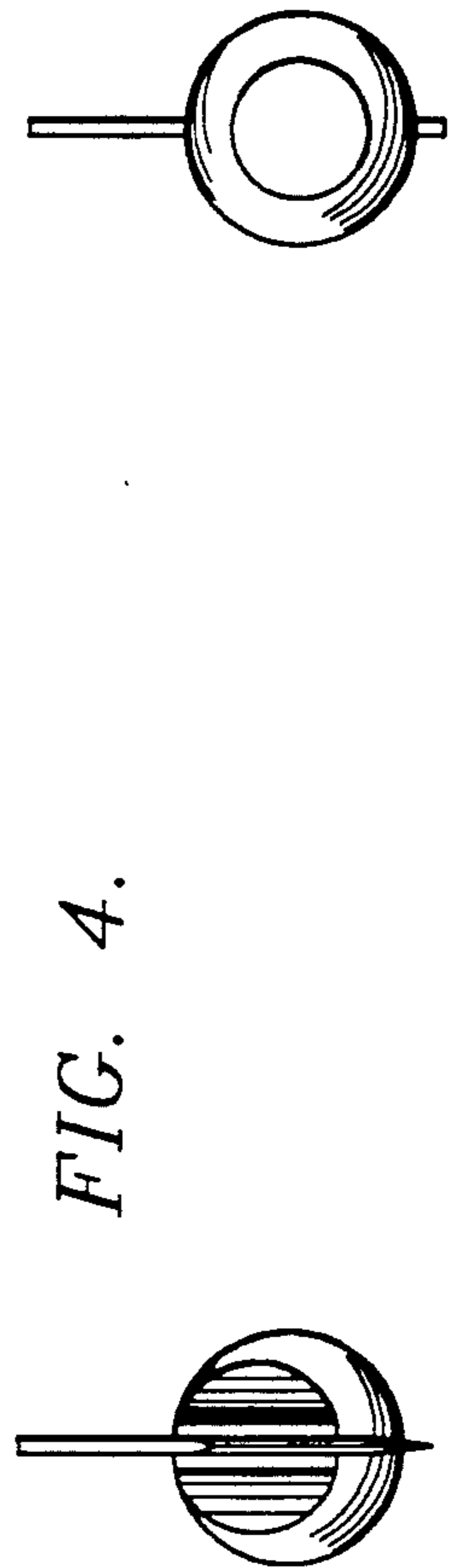


FIG. 4.

FIG. 5.

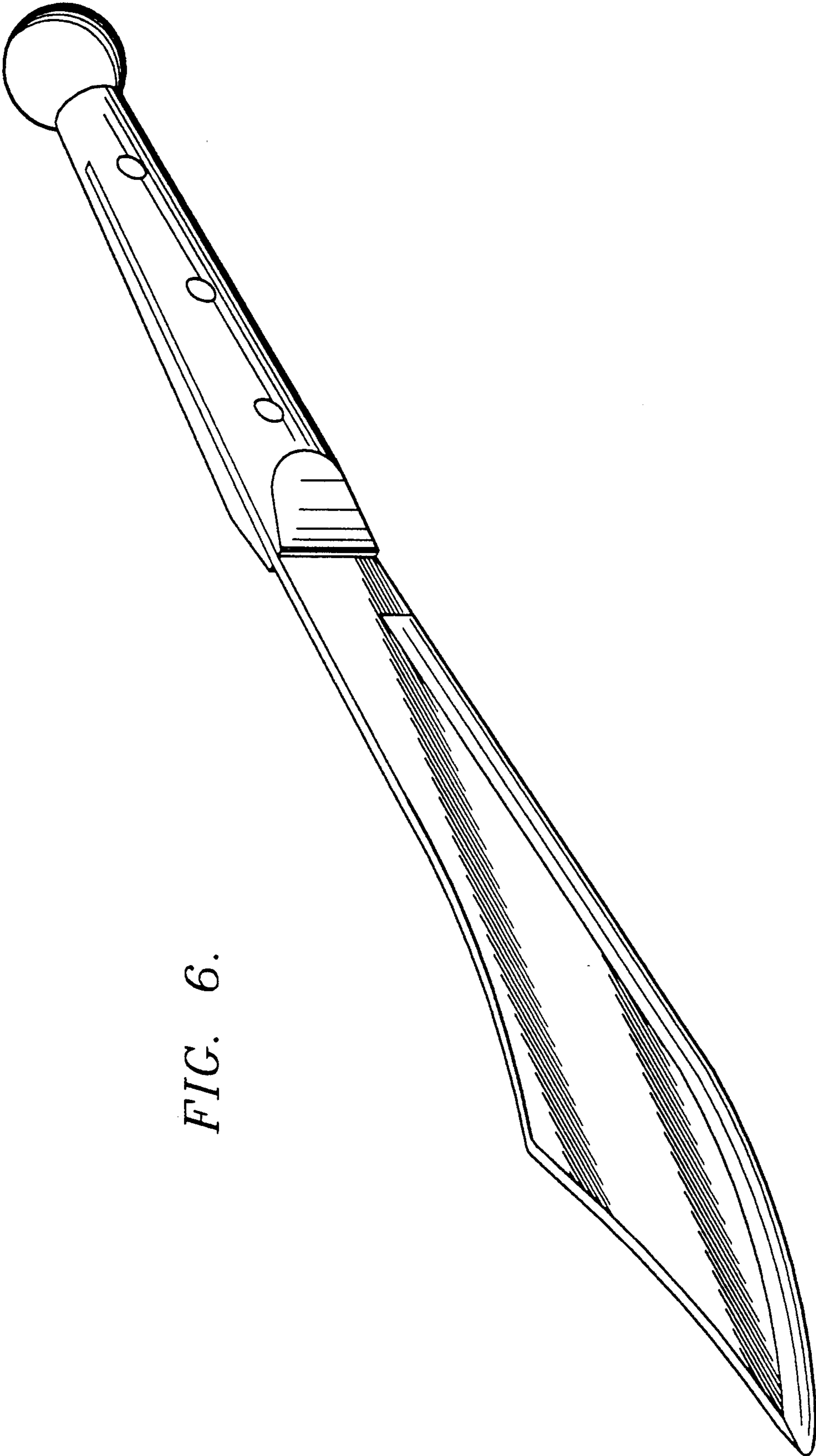


FIG. 6.