



US00D341167S

**United States Patent** [19]  
**Rutledge**

[11] **Patent Number: Des. 341,167**

[45] **Date of Patent: \*\* Nov. 9, 1993**

[54] **CUBE PUZZLE**

[76] **Inventor: Joseph A. Rutledge, 411 Browns La.,  
Apt. #1, Pittsburgh, Pa. 15237**

[\*\*] **Term: 14 Years**

[21] **Appl. No.: 873,037**

[22] **Filed: Apr. 23, 1992**

[52] **U.S. Cl. .... D21/107**

[58] **Field of Search ..... D21/104-107;  
273/153 R, 156, 157 R, 160, 153 S**

[56] **References Cited**

**U.S. PATENT DOCUMENTS**

4,872,682 10/1989 Kuchimouchi et al. .... 273/153 S

*Primary Examiner—Bernard Ansher  
Assistant Examiner—Dominic Simone*

[57] **CLAIM**

The ornamental design for a cube puzzle, as shown and described.

**DESCRIPTION**

FIG. 1 is a front elevational view of the cube puzzle showing my new design;  
FIG. 2 is a rear elevational view thereof;  
FIG. 3 is a left side elevational view thereof;  
FIG. 4 is a right side elevational view thereof;  
FIG. 5 is a top plan view thereof;  
FIG. 6 is a bottom plan view thereof; and,  
FIG. 7 is a perspective view thereof.

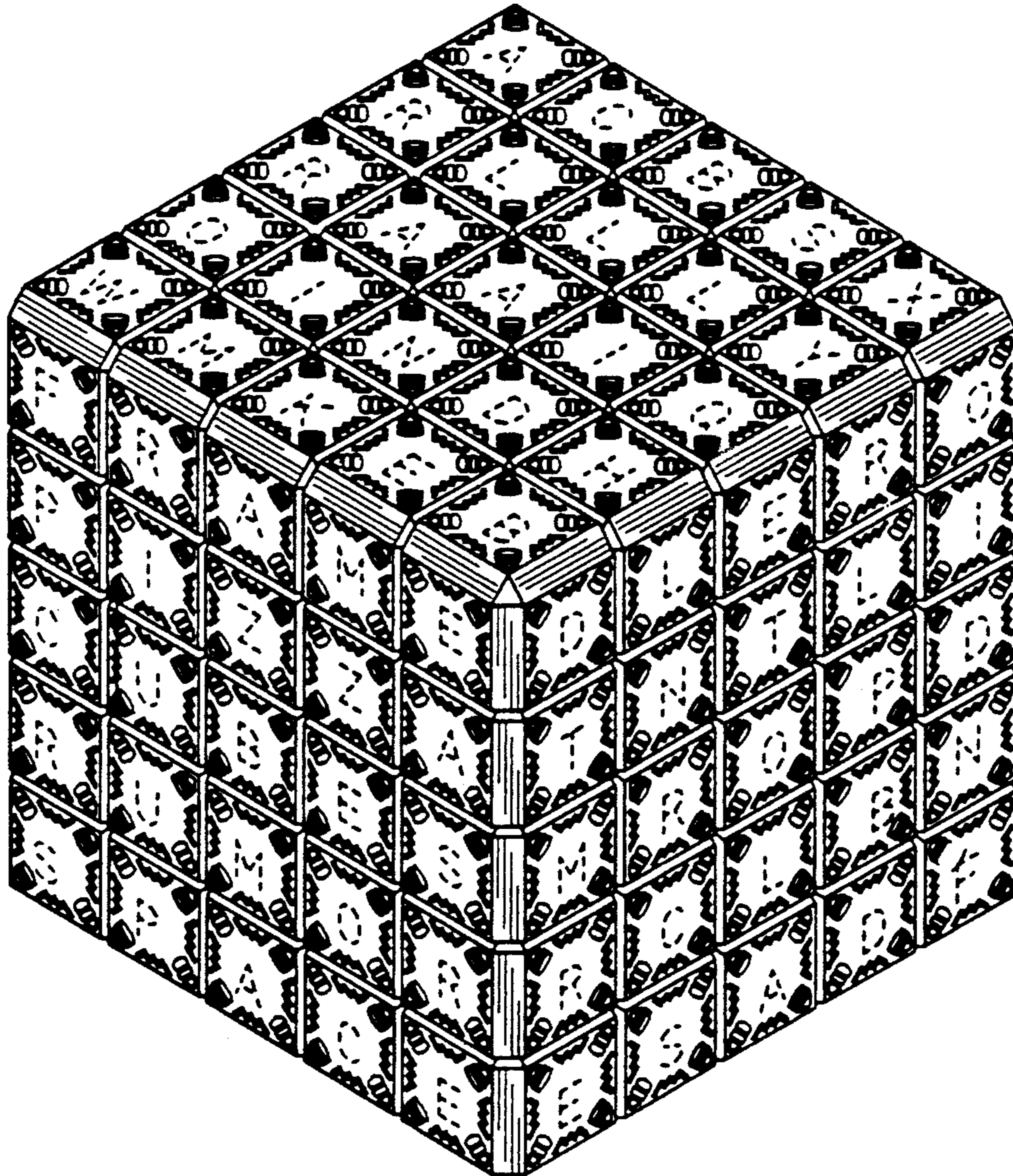


FIG. 1




FIG. 2




FIG. 3




FIG. 4




FIG. 5




FIG. 6




FIG. 7

