



US00D341161S

United States Patent [19]

Pure et al.

[11] Patent Number: **Des. 341,161**

[45] Date of Patent: **** Nov. 9, 1993**

[54] **WRITING INSTRUMENT**

[76] Inventors: **Geoffrey Pure; Linda Pure**, both of
P.O. Box 301, Aldinga Beach S.A.
5173, Australia

[**] Term: **14 Years**

[21] Appl. No.: **888,343**

[22] Filed: **May 21, 1992**

D. 91,976	4/1934	Deli	D19/36 X
D. 114,791	5/1939	Lusareta	D19/45
D. 153,891	5/1949	Meno	D19/45
D. 194,522	2/1963	Allegretti	D19/45 X
D. 195,924	8/1963	Perlmutter	D19/45
D. 286,646	11/1986	Mori	D19/45 X
D. 290,265	6/1987	Holznecht et al.	D19/47

FOREIGN PATENT DOCUMENTS

8909698 10/1989 World Int. Prop. O. 401/6

Primary Examiner—Nelson C. Holtje
Assistant Examiner—Martha Thompson

Related U.S. Application Data

[63] Continuation-in-part of Ser. No. 585,379, Sep. 20, 1990,
abandoned.

[52] U.S. Cl. **D19/42; D19/43;**
D19/49

[58] Field of Search D19/35, 36, 41-51,
D19/54-58, 81-85; 401/6, 7, 8, 88, 209

[57] **CLAIM**

The ornamental design for a writing instrument, as
shown and described.

[56] **References Cited**

U.S. PATENT DOCUMENTS

D. 6,229	10/1872	Johnson	D19/47 X
D. 28,558	5/1898	Goldsmith	D19/47
D. 58,694	8/1921	Worthy	D19/49

DESCRIPTION

FIG. 1 is a front elevational view of a writing instru-
ment showing our new design;
FIG. 2 is a rear elevational view;
FIG. 3 is a left side elevational view;
FIG. 4 is a top plan view; and,
FIG. 5 is a bottom, right front perspective view thereof.

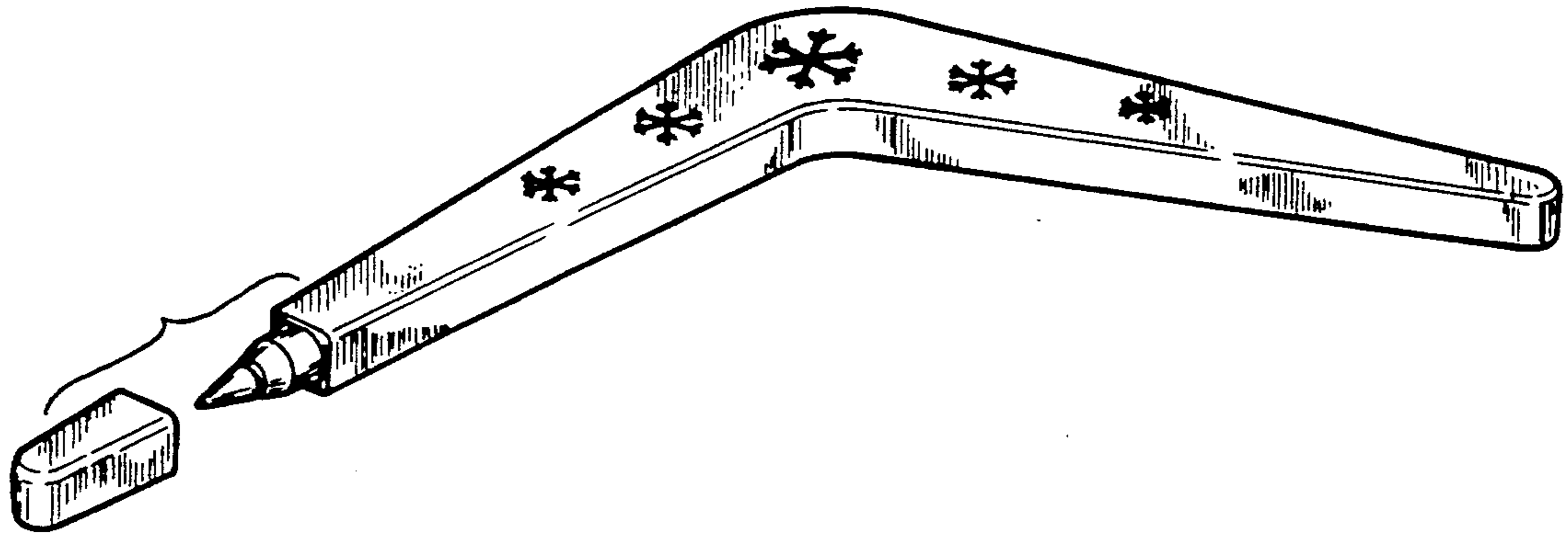




FIG 1



FIG 2




FIG 3



FIG 4




FIG 5