



US00D341134S

United States Patent [19]

[11] Patent Number: **Des. 341,134**

Marquardt et al.

[45] Date of Patent: **** Nov. 9, 1993**

[54] KEYBOARD

[75] Inventors: **Kai-Uwe Marquardt**,
Rietheim-Weilheim; **Ekkehard Sachs**,
Spaichingen; **Ralf Sauer**,
Wurmlingen, all of Fed. Rep. of
Germany

[73] Assignee: **Marquardt GmbH**,
Rietheim-Weilheim, Fed. Rep. of
Germany

[**] Term: **14 Years**

[21] Appl. No.: **757,433**

[22] Filed: **Sep. 10, 1991**

[30] Foreign Application Priority Data

Mar. 13, 1991 [DE] Fed. Rep. of
Germany M9101962.1

[52] U.S. Cl. **D14/115**

[58] Field of Search D14/100, 101, 106, 115;
D18/1, 7, 11, 12; 235/145 A, 145 R; 340/700,
706; 341/22, 23; 364/708, 709.04; 361/390, 394;
400/82, 486, 488, 489

[56] References Cited

U.S. PATENT DOCUMENTS

D. 317,595 6/1991 Yoshitake D14/100
D. 323,817 2/1992 Büchin D14/115 X

FOREIGN PATENT DOCUMENTS

0055220 6/1982 European Pat. Off. .
577708 6/1933 Fed. Rep. of Germany .
1255117 11/1967 Fed. Rep. of Germany .
2218065 10/1973 Fed. Rep. of Germany .
020620 9/1991 World Int. Prop. O. .

OTHER PUBLICATIONS

“Die ergonomische Tastatur. Konsequenz in Richtung
Zukunft gedacht”; (Marquardt); [Ergonomic Key-
board. Responsibly Conceived towards the Future];
1987.

“Ergonomische Tastaturgestaltung”; (Fraunhofer-In-
stitut); [Ergonomic Keyboard Configuration].

“Report”; (STR), Technische Zeitschrift der Standard
Telephon und Radio AG, vol. 7, No. 1, Jun. 1986.

Primary Examiner—Wallace R. Burke

Assistant Examiner—Freda S. Nunn

Attorney, Agent, or Firm—Spencer, Frank & Schneider

[57] CLAIM

The ornamental design for a keyboard, as shown and
described.

DESCRIPTION

FIG. 1 is a front top and side perspective view of a
keyboard showing our new design;

FIG. 2 is a front elevational view thereof;

FIG. 3 is a side elevational view thereof;

FIG. 4 is a side elevational view thereof opposite that
shown in FIG. 3;

FIG. 5 is a rear elevational view thereof; and,

FIG. 6 is a top plan view thereof.

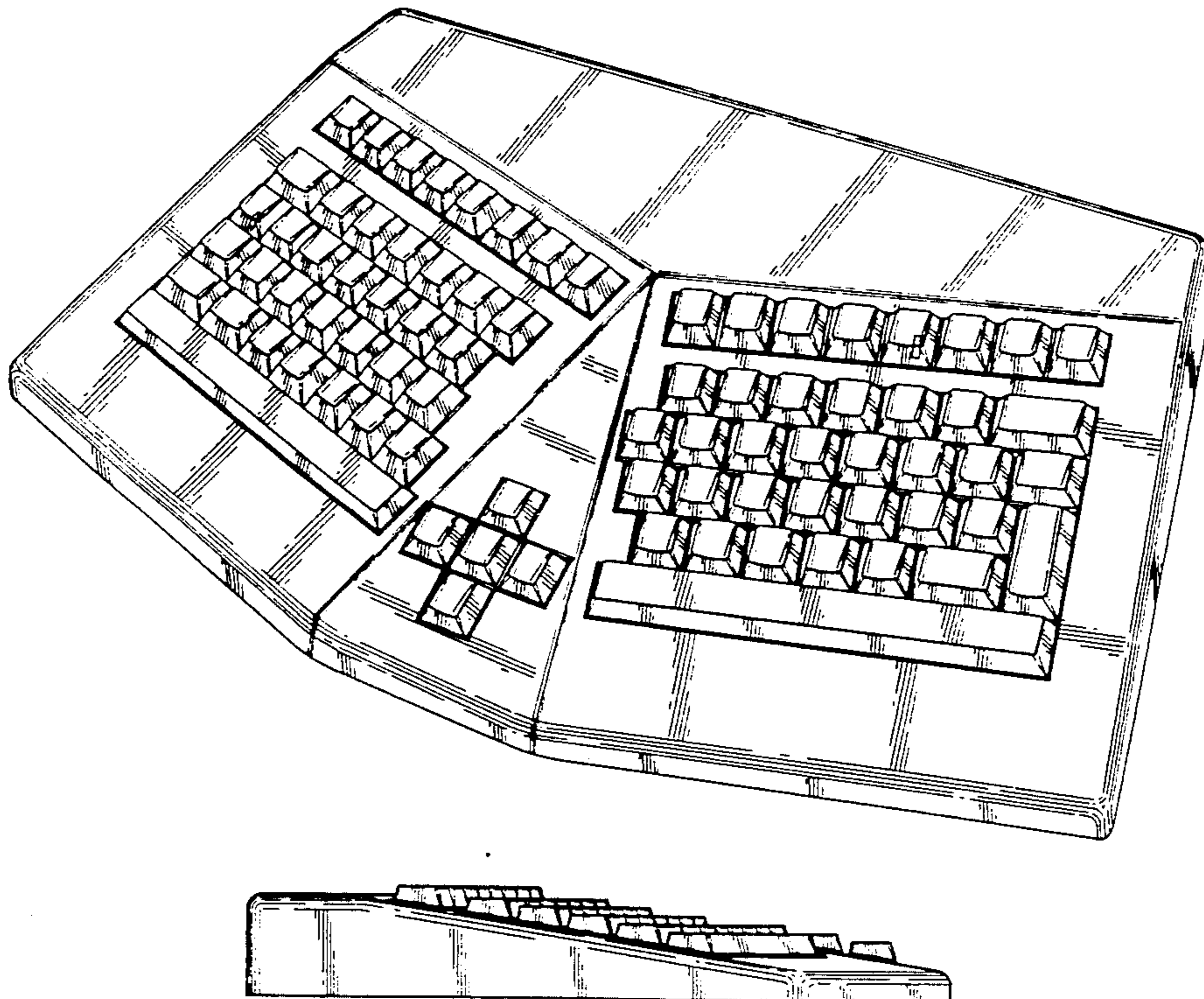


FIG. 1

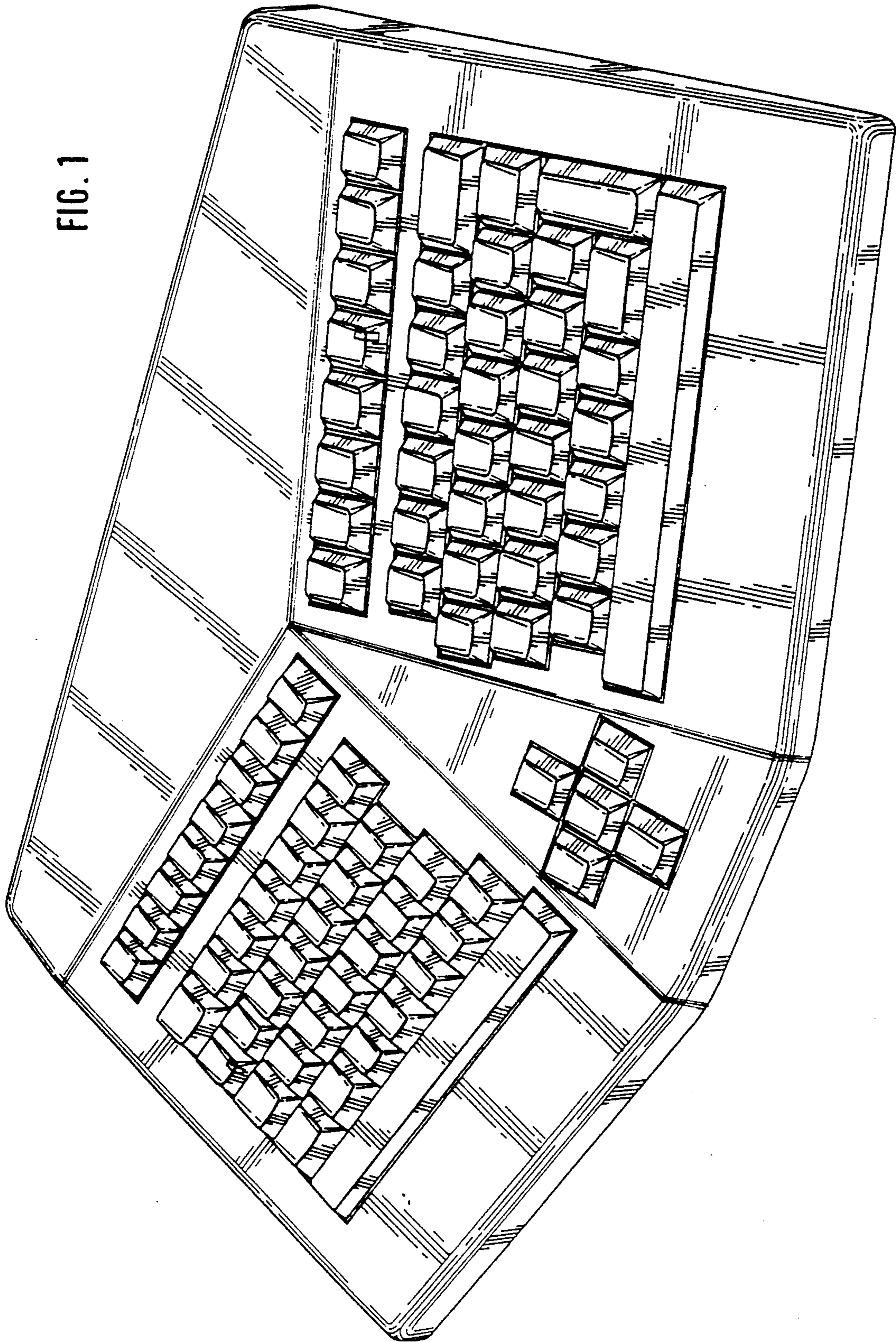


FIG. 2

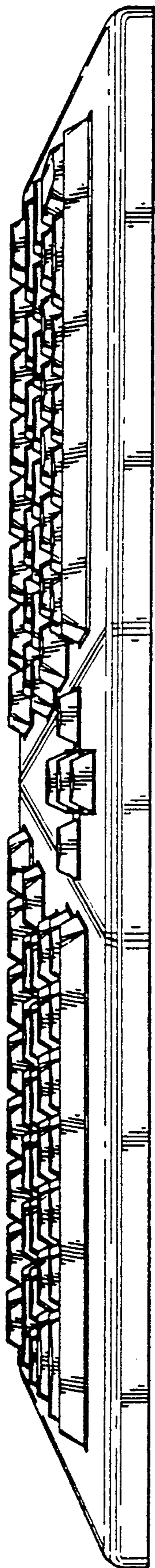


FIG. 5

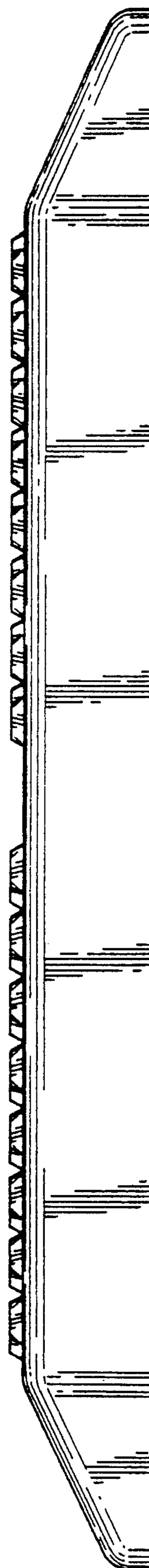


FIG. 3

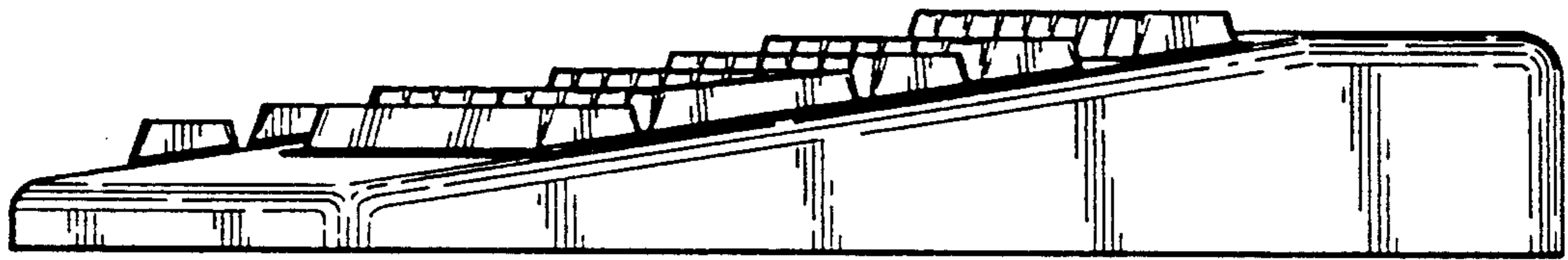


FIG. 4

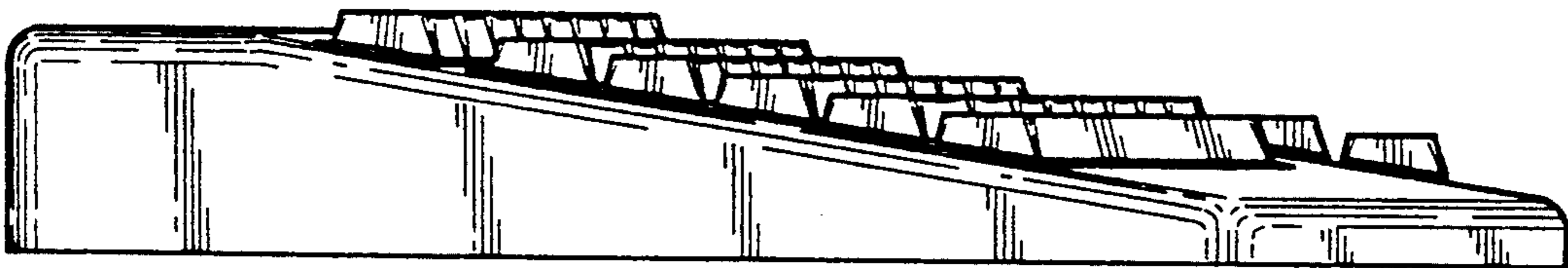


FIG. 6

