



US00D341116S

United States Patent [19]

[11] Patent Number: **Des. 341,116**

Welcome

[45] Date of Patent: **** Nov. 9, 1993**

[54] HEADLIGHT WASHER

4,390,128 6/1983 Fujikawa et al. 239/284.2

[76] Inventor: **Dennis J. Welcome, P.O. Box 203,
Rte. 302, East Barre, Vt. 05649**

FOREIGN PATENT DOCUMENTS

1353146 5/1974 United Kingdom 239/284.2
2026851 2/1980 United Kingdom 15/250.002

[**] Term: **14 Years**

Primary Examiner—James M. Gandy
Attorney, Agent, or Firm—Timmons & Kelly

[21] Appl. No.: **892,509**

[57] CLAIM

[22] Filed: **Jun. 2, 1992**

The ornamental design for a headlight washer, as shown and described.

[52] U.S. Cl. **D12/155**

[58] Field of Search D12/155; 15/250.002;
239/284.2; D32/4

DESCRIPTION

[56] References Cited

U.S. PATENT DOCUMENTS

3,058,142	10/1962	Polluck	15/250.02
3,117,727	1/1964	Polluck et al.	240/7.1
3,295,004	12/1966	Hirsch	313/110
3,658,074	4/1972	Wright	134/94
3,913,840	10/1975	Kato	239/284
4,044,953	8/1977	Vogel	239/284.2
4,088,358	5/1978	Hirsch	239/284 A
4,177,928	12/1979	Bergkvist	239/129

FIG. 1 is a front elevation of a headlight washer showing my new design;

FIG. 2 is a rear elevation thereof;

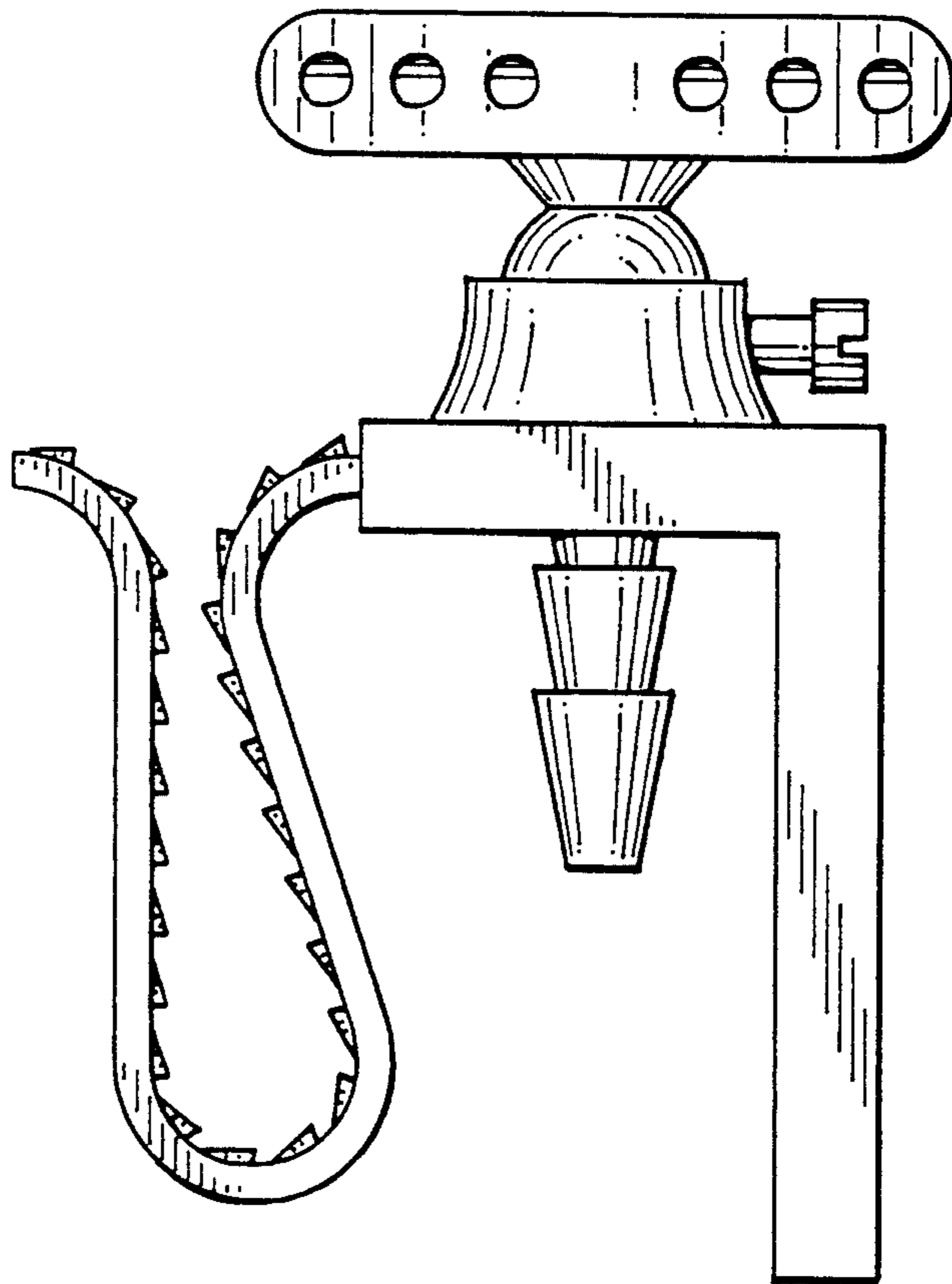
FIG. 3 is a right side elevation thereof;

FIG. 4 is a left side elevation thereof;

FIG. 5 is a top plan view thereof; and,

FIG. 6 is a bottom plan view thereof.

The broken line showing of environmental structure in FIGS. 3 and 4 of the drawing is for illustrative purposes only and forms no part of the claimed design.



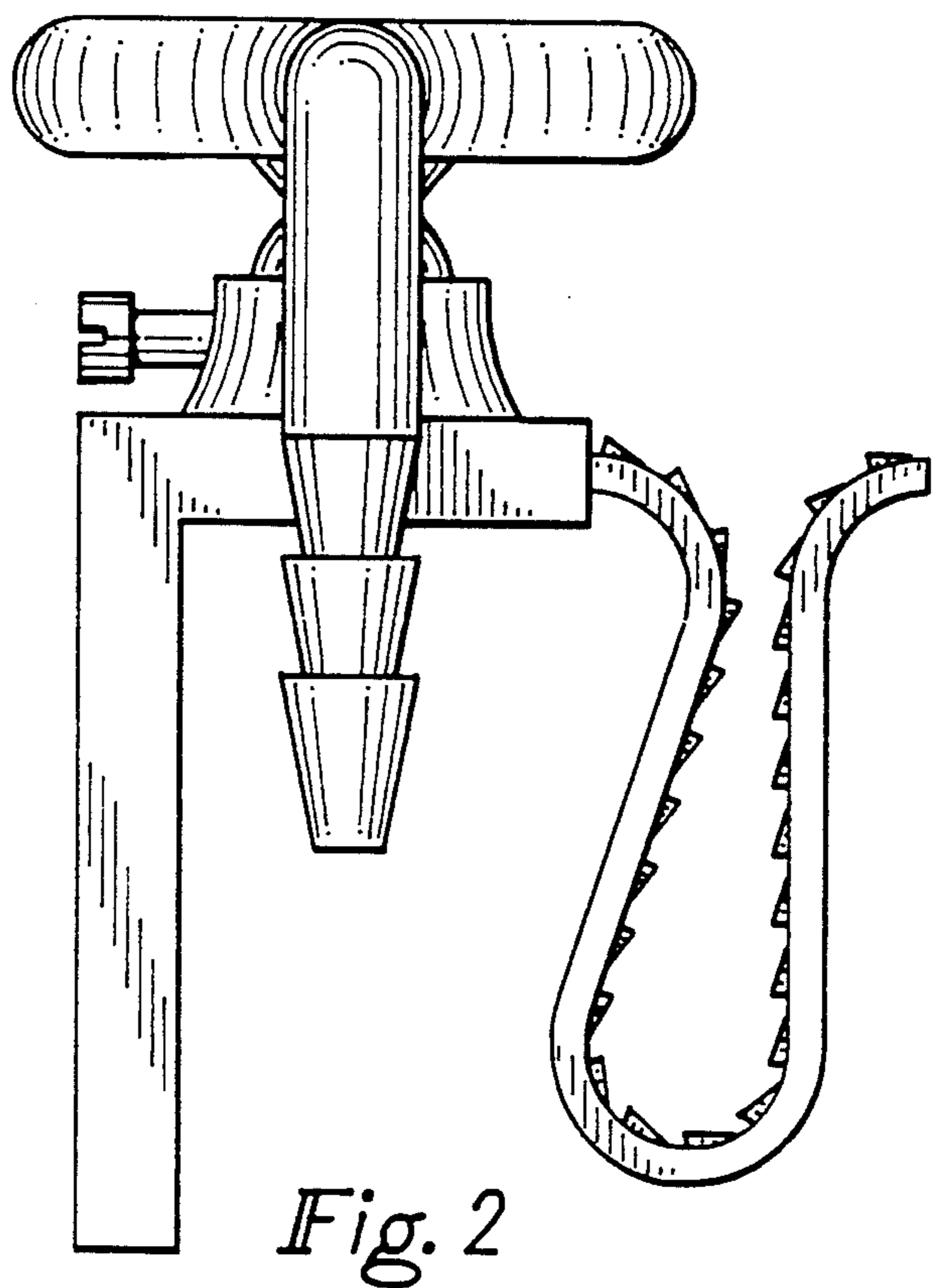
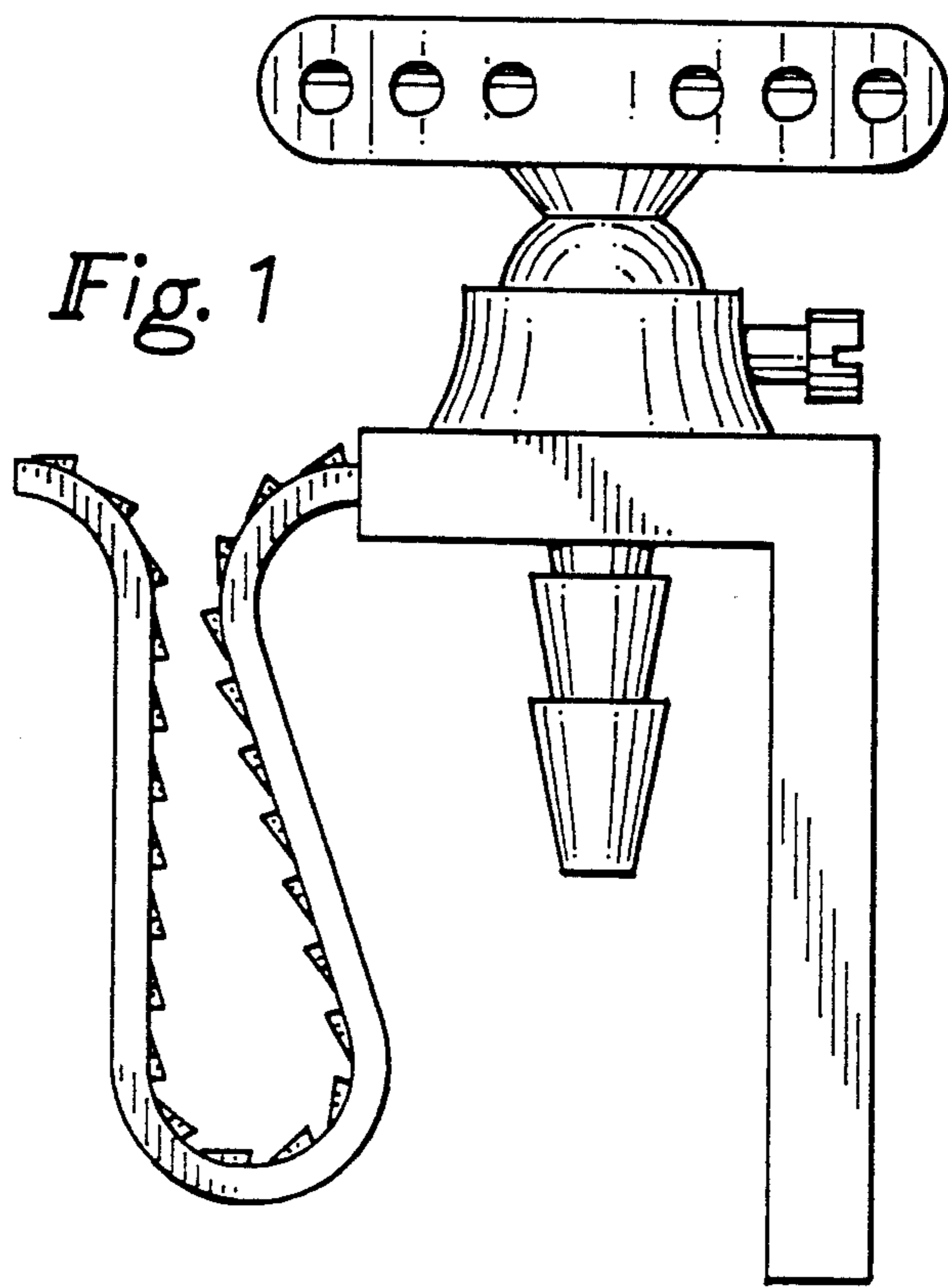


Fig. 3

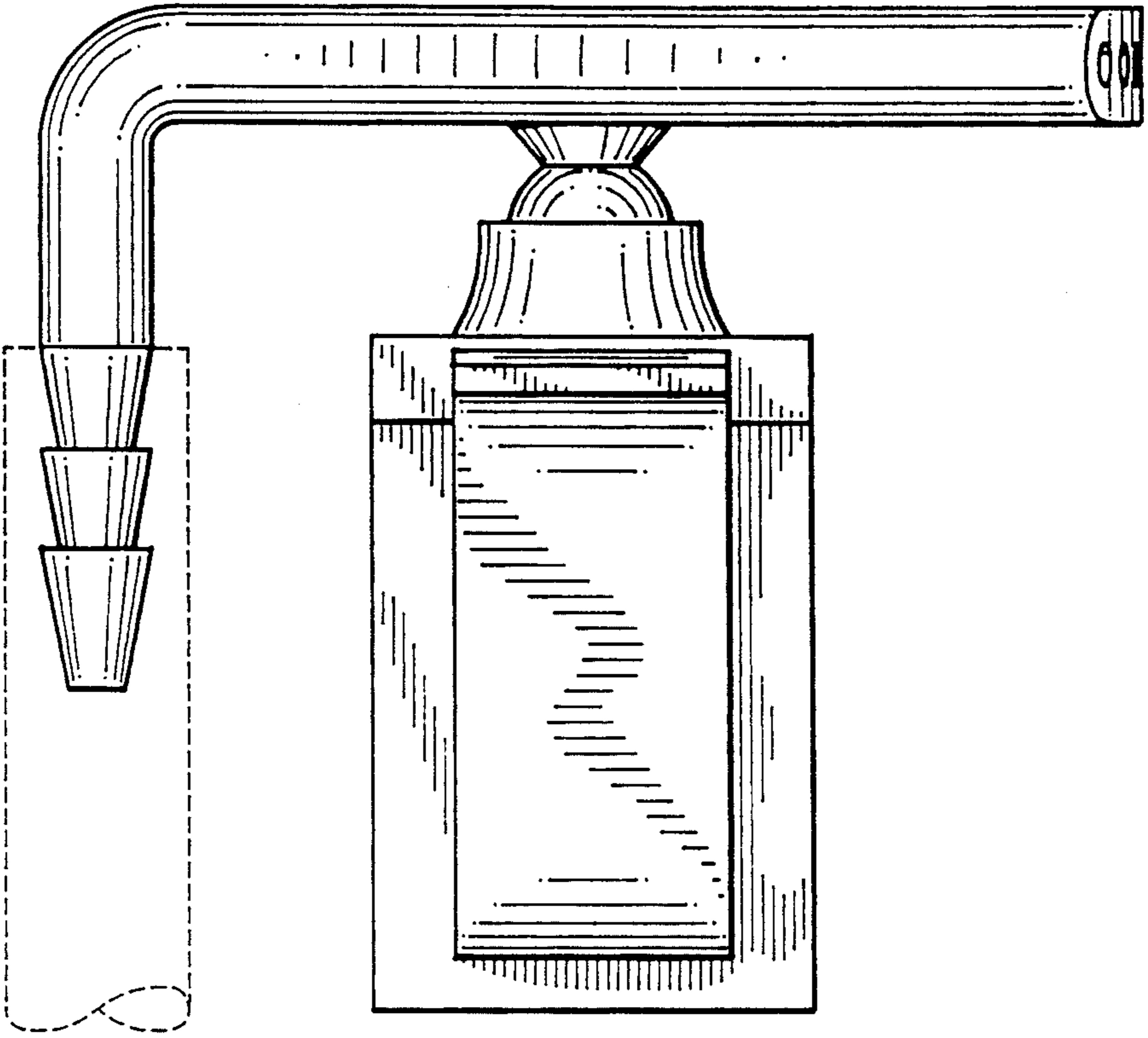


Fig. 4

