



US00D341071S

# United States Patent [19]

[11] Patent Number: **Des. 341,071**

**Prusak**

[45] Date of Patent: **\*\* Nov. 9, 1993**

[54] TOILET SEAT HANDLE

[75] Inventor: **Thomas A. Prusak**, Sunny S/O Pru  
Station 85022, 9635 N. 7th St.,  
Phoenix, Ariz. 85020

[73] Assignee: **Thomas A. Prusak**, Phoenix, Ariz.

[\*\*] Term: **14 Years**

[21] Appl. No.: **778,608**

[22] Filed: **Oct. 17, 1991**

[52] U.S. Cl. .... **D8/300**

[58] Field of Search ..... **D8/107, 300, 306-320;**  
**D23/238-243, 250-254; 4/246.1-246.5;**  
**16/110, 118, 121**

[56] **References Cited**

**U.S. PATENT DOCUMENTS**

- D. 191,497 10/1961 Hottle ..... D8/300
- D. 245,095 7/1977 Murray ..... D8/307
- D. 262,183 12/1981 Brown ..... D8/107 X
- D. 295,604 5/1988 Purdy ..... D8/307

- D. 308,244 5/1990 Leonakis ..... D8/307
- D. 317,322 2/1991 Burghoff ..... D8/307
- 2,251,770 8/1971 Warner ..... 4/246.3
- 2,473,082 6/1949 Warner ..... 4/246.3
- 3,935,601 2/1976 Hermann ..... 4/246.1
- 4,951,324 8/1990 Lirette ..... 4/246.1
- 4,979,238 12/1990 Clark ..... 4/246.1

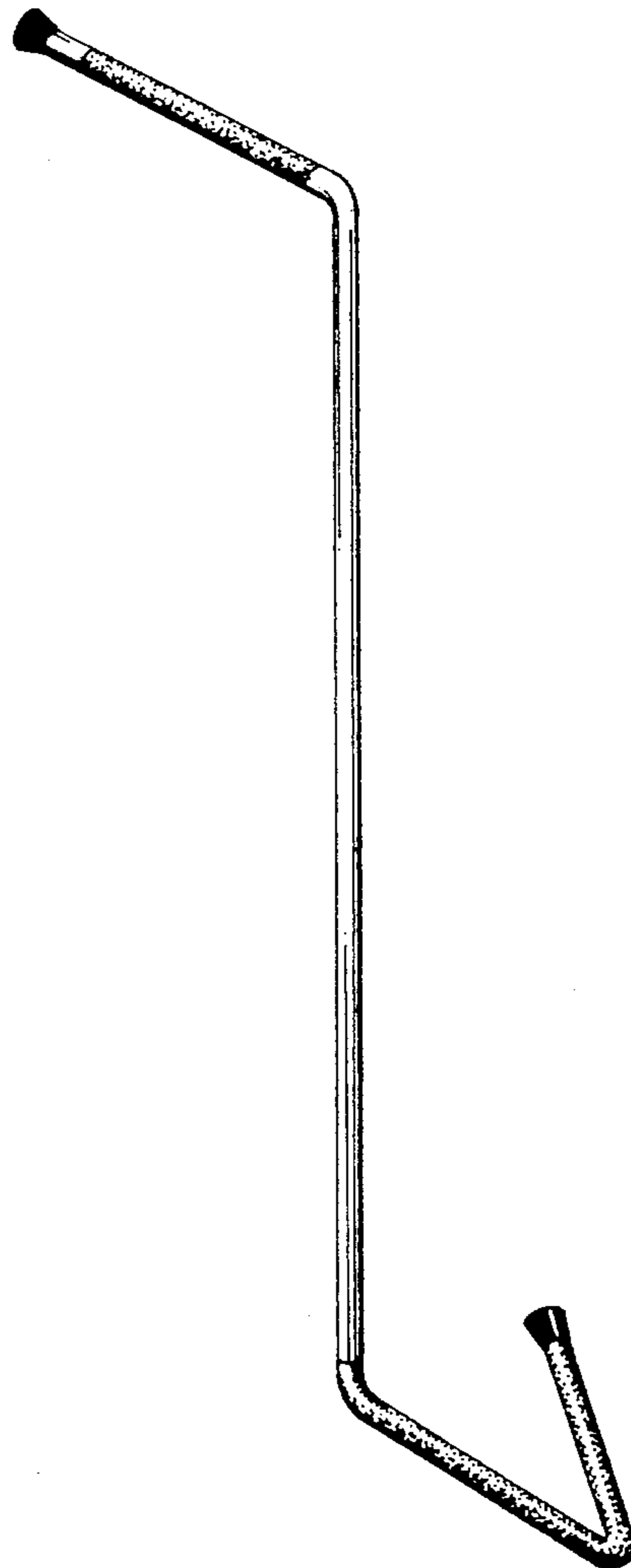
*Primary Examiner*—James R. Largen

[57] **CLAIM**

The ornamental design for a toilet seat handle, as shown and described.

**DESCRIPTION**

FIG. 1 is a perspective view of a toilet seat handle showing my new design;  
 FIG. 2 is a rear elevational view thereof;  
 FIG. 3 is a top plan view thereof;  
 FIG. 4 is a right side elevational view thereof;  
 FIG. 5 is a left side elevational view thereof; and,  
 FIG. 6 is a bottom plan view thereof.  
 It is to be understood that FIGS. 4 and 5 are broken away for convenience of illustration.



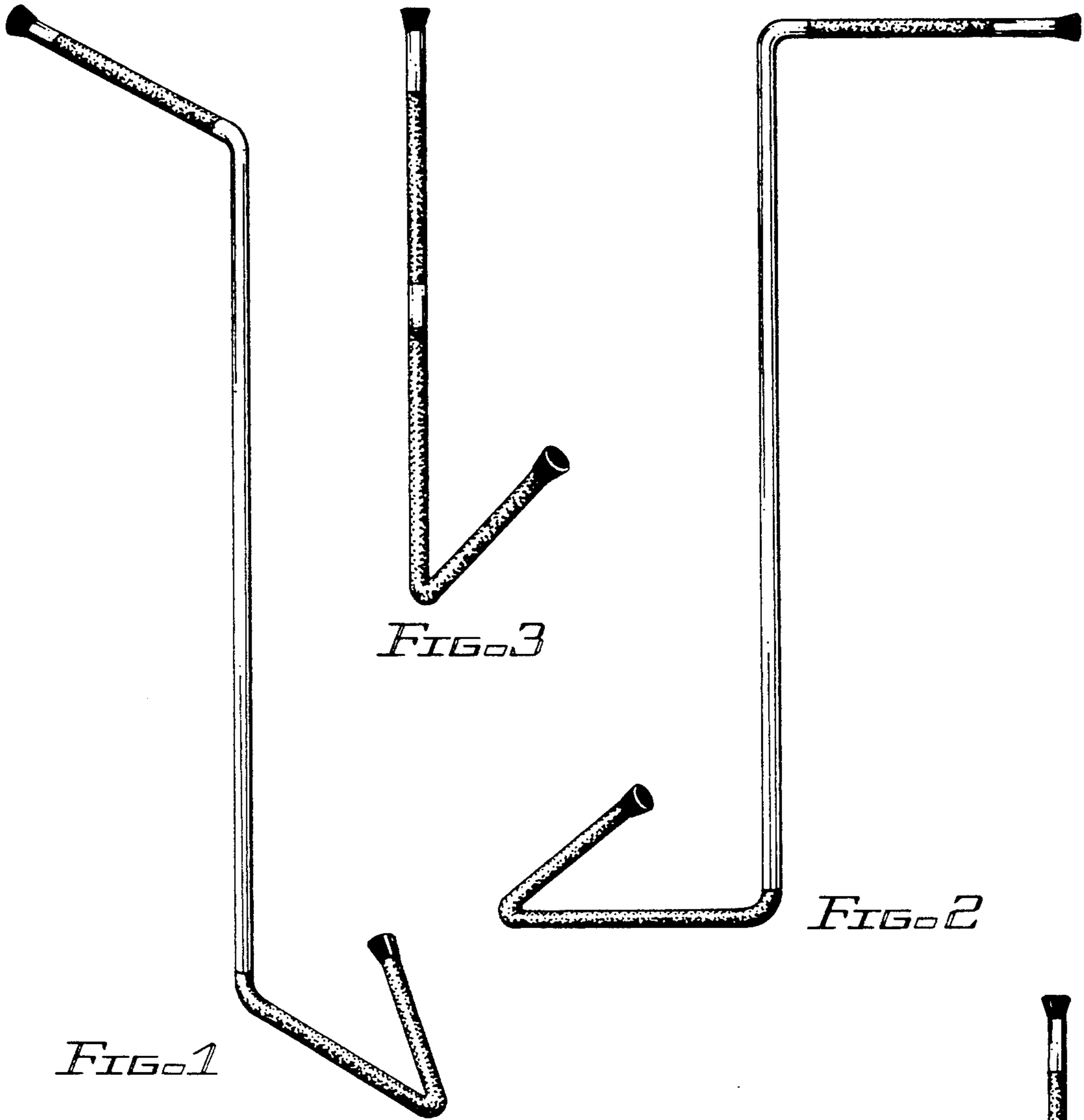


FIG. 1

FIG. 3

FIG. 2

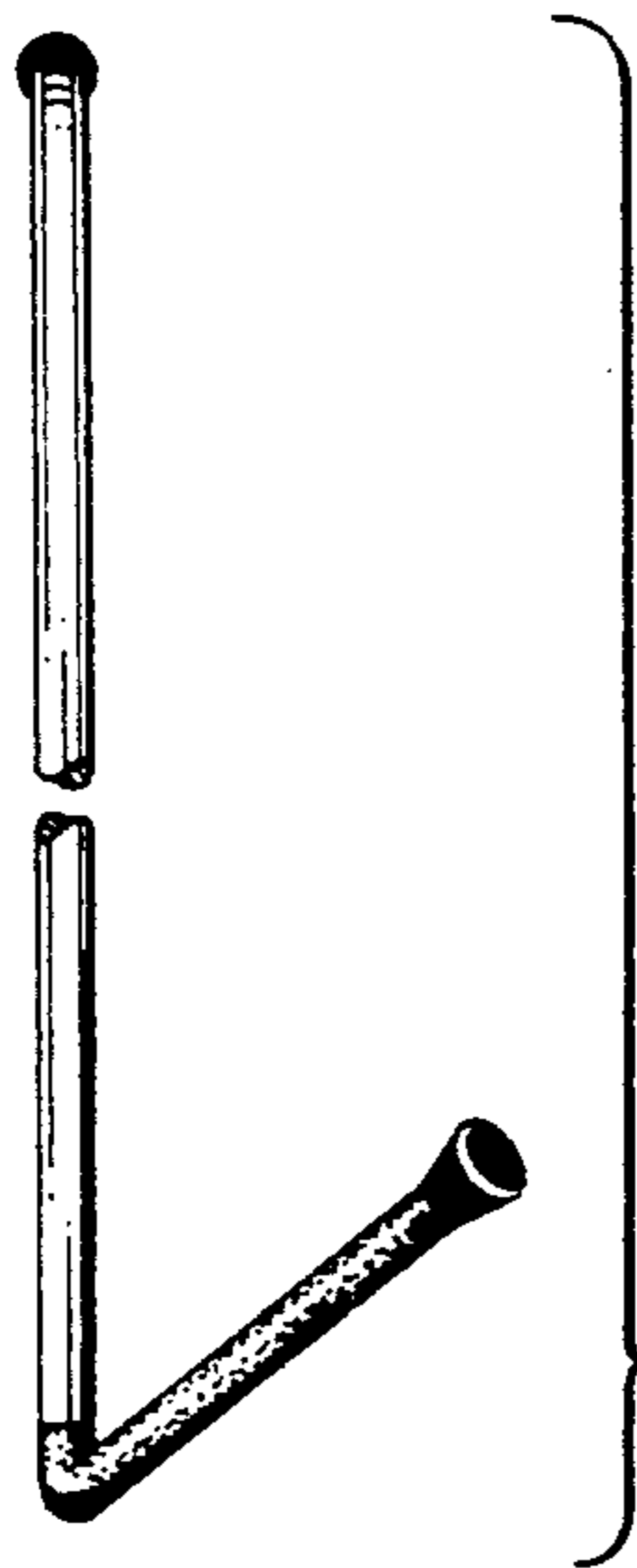


FIG. 4

FIG. 5





FIG. 6