



US00D341051S

# United States Patent [19] Hubbard

[11] Patent Number: **Des. 341,051**

[45] Date of Patent: **\*\* Nov. 9, 1993**

[54] **TOOL HOLDER**

[75] Inventor: **Norman F. Hubbard, Scranton, Pa.**

[73] Assignee: **Tool Deck, Inc., Moosic, Pa.**

[\*\*] Term: **14 Years**

[21] Appl. No.: **855,342**

[22] Filed: **Mar. 23, 1992**

[52] U.S. Cl. .... **D6/567; D6/574**

[58] Field of Search ..... **D6/552-553, D6/567, 569-570, 574; D8/354, 373; 206/349; 211/60.1, 69, 70.5, 70.6, 70.7, 86, 87, 89, 126, 134; 248/309.1**

3,187,902 6/1965 Nelson ..... 211/70.6

3,269,550 8/1966 Marcus ..... 211/87

3,603,551 9/1971 Peterson ..... 211/70.6

3,685,667 8/1972 Bell ..... 211/70.5

3,737,131 6/1973 Larson ..... 248/223

4,681,233 7/1987 Roth ..... 211/70.6

*Primary Examiner*—Brian N. Vinson  
*Attorney, Agent, or Firm*—Eckert Seamans Cherin & Mellott

### [57] CLAIM

The ornamental design for a tool holder, as shown and described.

### DESCRIPTION

FIG. 1 is a perspective view of the tool holder of my invention;

FIG. 2 is a top plan view thereof;

FIG. 3 is a front view thereof;

FIG. 4 is a bottom plan view thereof;

FIG. 5 is a rear view thereof;

FIG. 6 is a right-hand side view thereof; and,

FIG. 7 is a left-hand side view thereof.

[56] **References Cited**

**U.S. PATENT DOCUMENTS**

D. 251,819 5/1979 Nuttall et al. .... D6/569

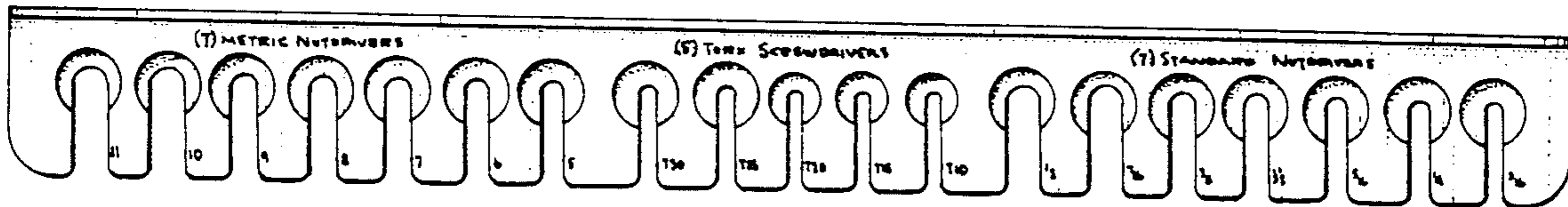
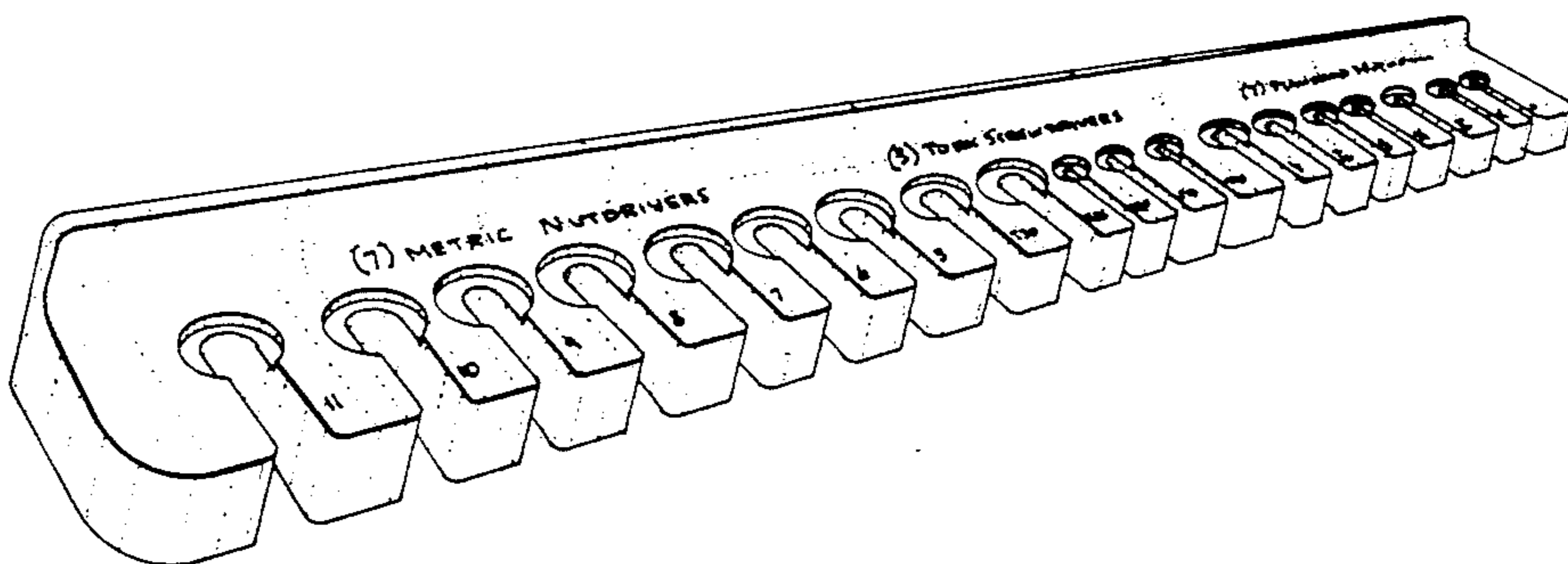
D. 286,119 10/1986 Enquist ..... D6/552




D. 309,687 8/1990 Embree et al. .... D6/553

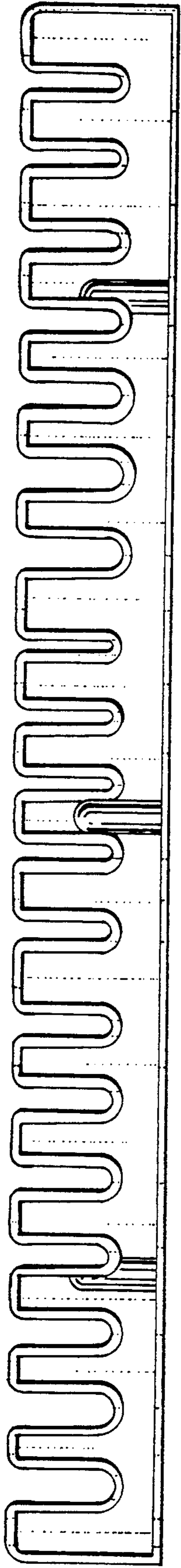
D. 310,762 9/1990 Embree et al. .... D6/569

D. 323,245 1/1992 Hobson ..... D6/553 X

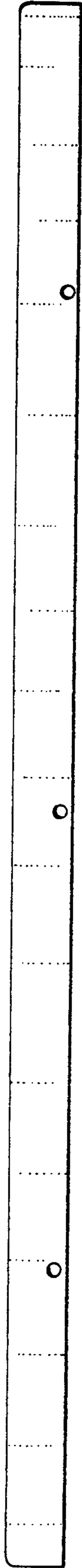
2,974,804 3/1961 Maro ..... 211/70.6







*FIG. 4.*



*FIG. 5.*



*FIG. 6.*



*FIG. 7.*