



US00D341045S

# United States Patent [19]

[11] Patent Number: **Des. 341,045**

Barile

[45] Date of Patent: **\*\* Nov. 9, 1993**

[54] **BACKREST FOR CHAIR**

859,828 7/1907 McCloud ..... 5/468 X  
3,156,500 11/1964 Kerr ..... 297/231

[75] Inventor: **Peter Barile**, Naples, Fla.

*Primary Examiner*—Alan P. Douglas  
*Assistant Examiner*—Monica A. Hannon  
*Attorney, Agent, or Firm*—Silverman, Cass & Singer

[73] Assignee: **Shelby Williams Industries, Inc.**,  
Morristown, Tenn.

[\*\*] Term: **14 Years**

### [57] CLAIM

[21] Appl. No.: **710,926**

The ornamental design for a backrest for chair, as shown and described.

[22] Filed: **Jun. 5, 1991**

### DESCRIPTION

[52] U.S. Cl. .... **D6/502**

[58] Field of Search ..... D6/380, 502; 5/468;  
297/231

FIG. 1 is a perspective view of the backrest for chair embodying the design of the invention and shown installed with the seat and legs of a representative chair being shown in phantom outline;

### [56] References Cited

#### U.S. PATENT DOCUMENTS


24,307	5/1895	Schemmel .....	D6/502
D. 122,005	8/1940	Schreckengost .....	D6/502
D. 127,281	5/1941	Schreckengost .....	D6/502
D. 163,655	6/1951	Virtue .....	D6/502
D. 163,656	6/1951	Virtue .....	D6/380


FIG. 2 is a top elevational view of the backrest;

FIG. 3 is a front elevational view of said backrest;


FIG. 4 is the side elevational view of said backrest, the opposite side being substantially the same in appearance;

FIG. 5 is the rear elevational view of said backrest; and, FIG. 6 is a bottom plan view of said backrest.






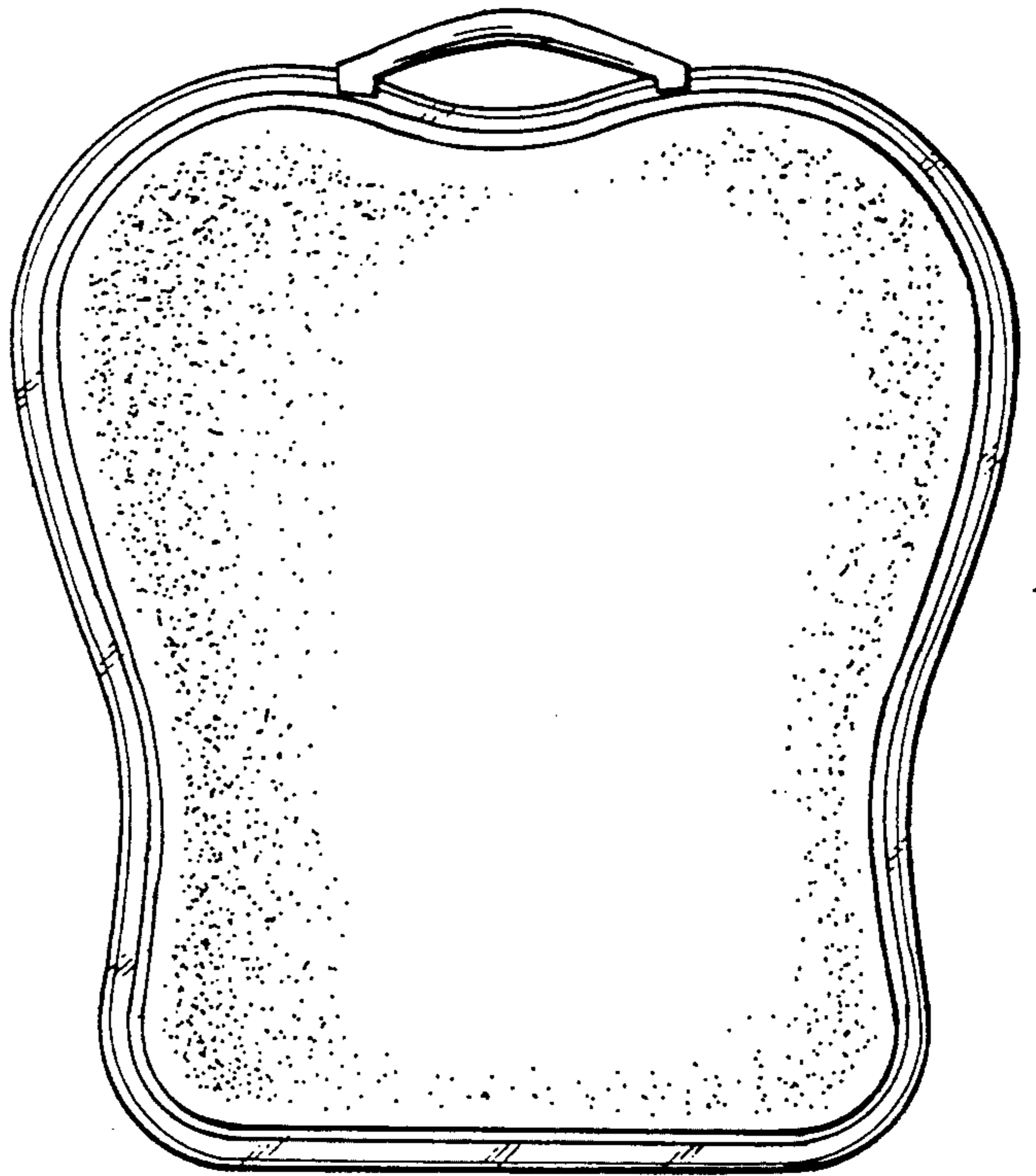
*Fig. 1*



*Fig. 2*


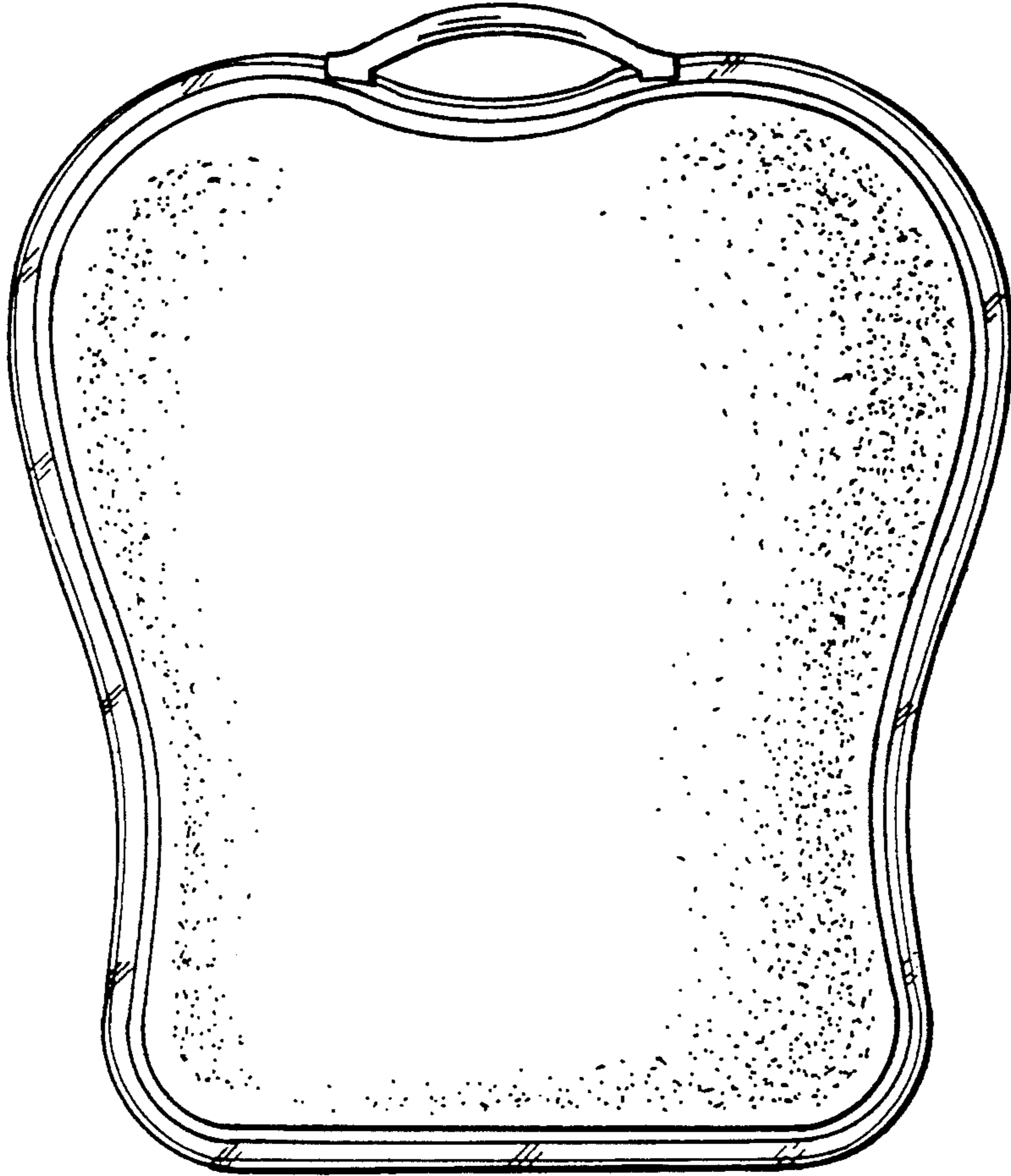


*Fig. 4*



*Fig. 3*

*Fig. 5*



*Fig. 6*