



US00D341025S

United States Patent [19]

[11] Patent Number: **Des. 341,025**

Avar

[45] Date of Patent: **** Nov. 9, 1993**

[54] OUTSOLE OF A SHOE

[75] Inventor: **Eric P. Avar**, Beaverton, Oreg.

[73] Assignee: **Nike, Inc.**, Beaverton, Oreg.

[**] Term: **14 Years**

[21] Appl. No.: **2,399**

[22] Filed: **Dec. 11, 1992**

[52] U.S. Cl. **D2/320**

[58] Field of Search **D2/264, 265, 274, 311, D2/317-323; 36/25 R, 28, 29, 30 R, 32 R, 59 R, 59 C, 83, 84, 89, 100-107, 112-114, 132, 136**

[56] References Cited

U.S. PATENT DOCUMENTS

D. 287,902	1/1987	Forsyth	D2/318
D. 325,669	4/1992	Godinez	D2/320
D. 333,556	3/1993	Purdom	D2/320
D. 333,909	3/1993	Hatfield	D2/320

Primary Examiner—Louis S. Zarfes
Attorney, Agent, or Firm—Banner, Birch, McKie & Beckett

[57] CLAIM

The ornamental design for the outsole of a shoe, as shown and described.

DESCRIPTION

FIG. 1 is a bottom plan view of a shoe outsole showing my new design;
 FIG. 2 is a side elevational view of a shoe outsole as shown in FIG. 1;
 FIG. 3 is a side elevational view of the other side of a shoe outsole shown in FIG. 1;
 FIG. 4 is a cross section taken through line 4—4 of FIG. 1;
 FIG. 5 is a cross section taken through line 5—5 of FIG. 1;
 FIG. 6 is a cross section taken through line 6—6 of FIG. 1;
 FIG. 7 is a cross section taken through line 7—7 of FIG. 1; and,
 FIG. 8 is a cross section taken through line 8—8 of FIG. 1.
 The broken line showing the shoe upper in FIGS. 2 and 3 is for illustrative purposes and forms no part of the claimed design.

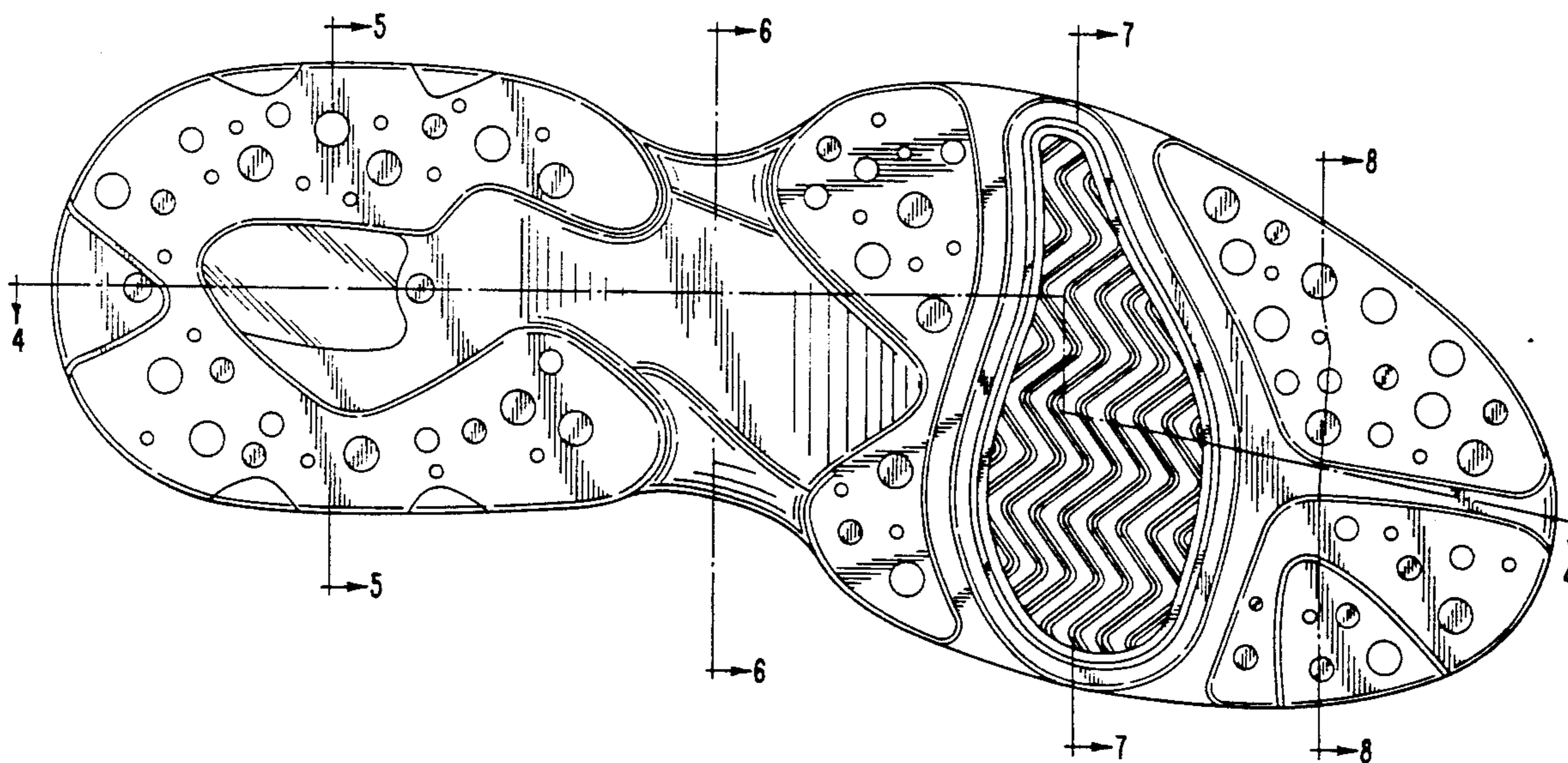
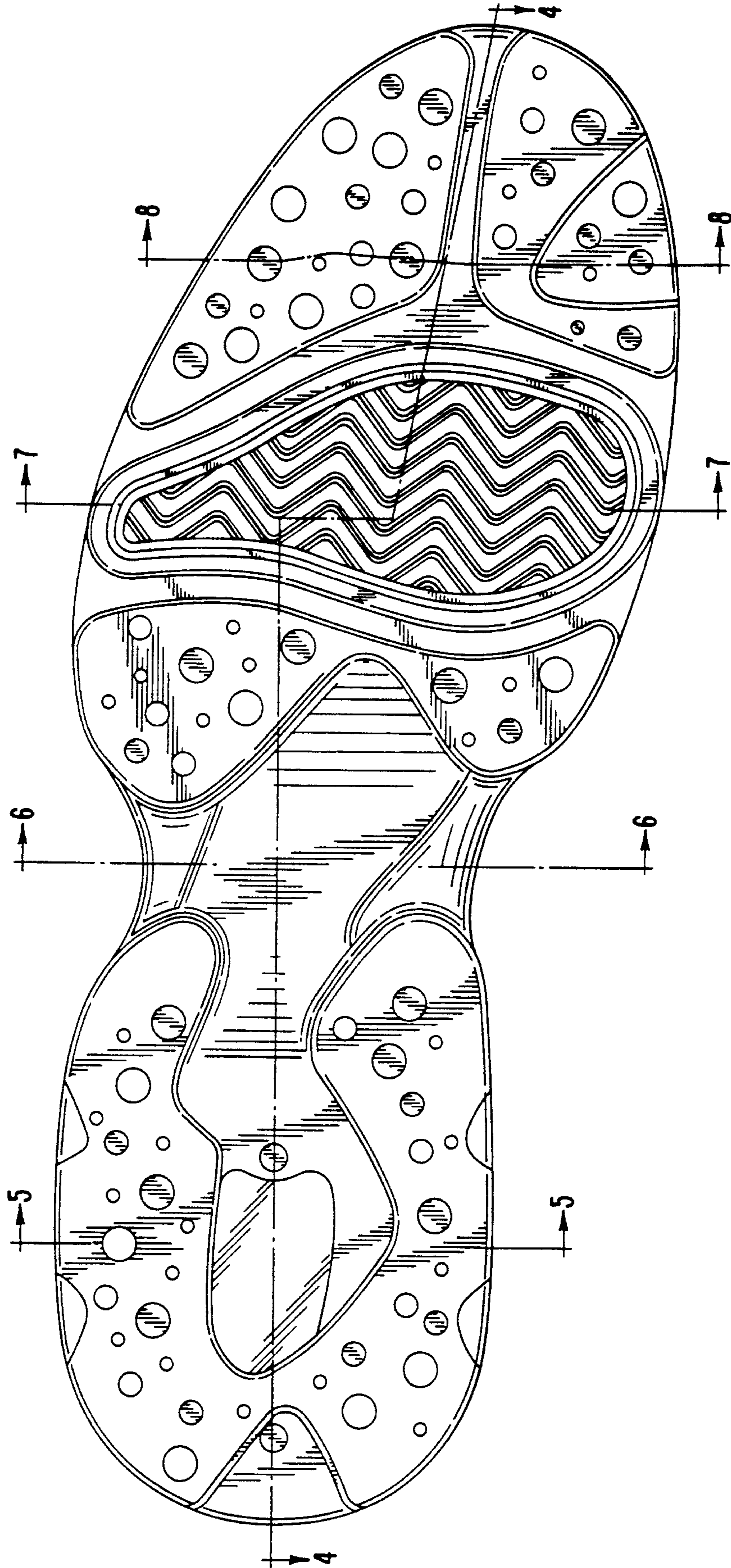
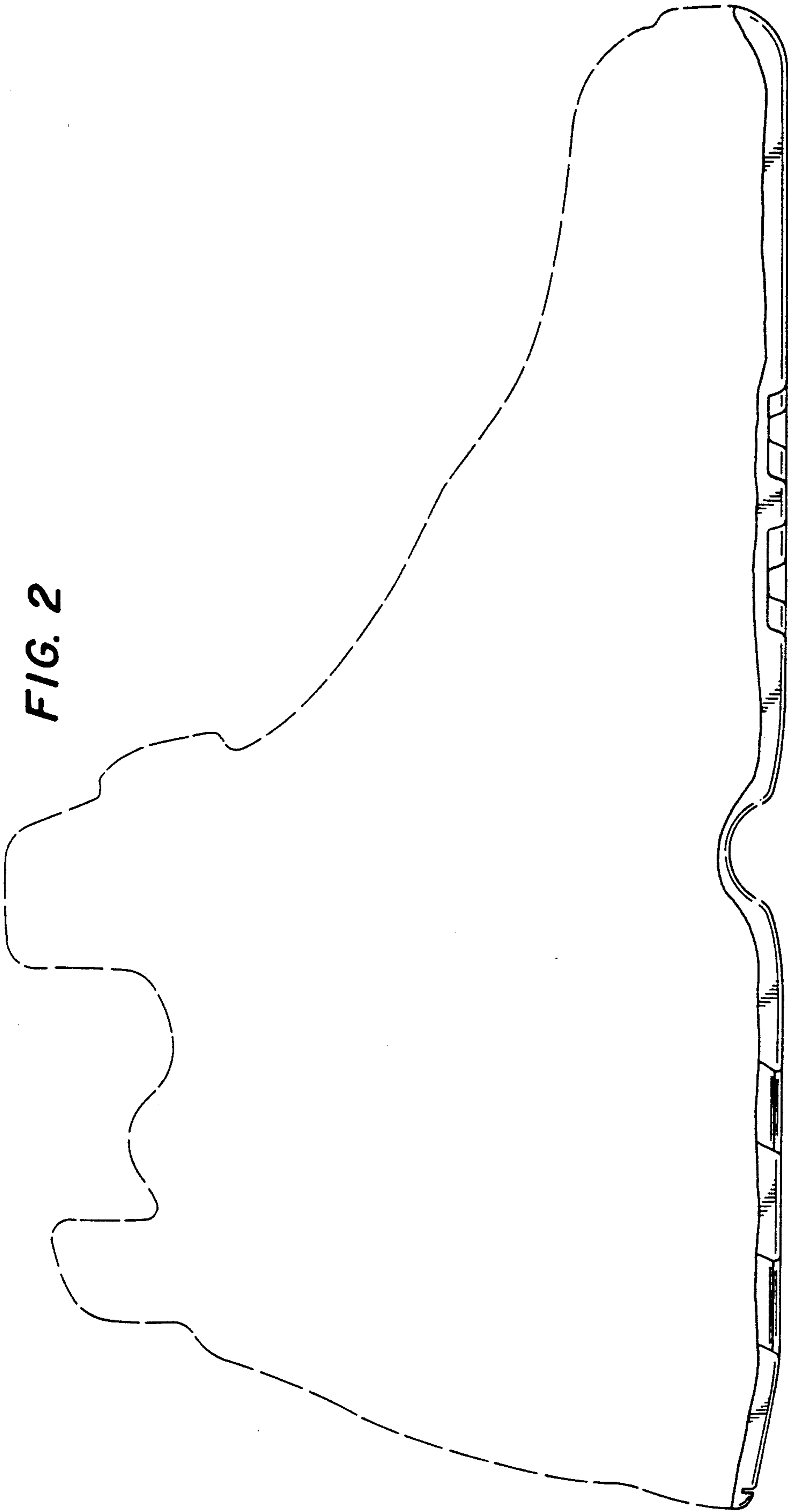


FIG. 1





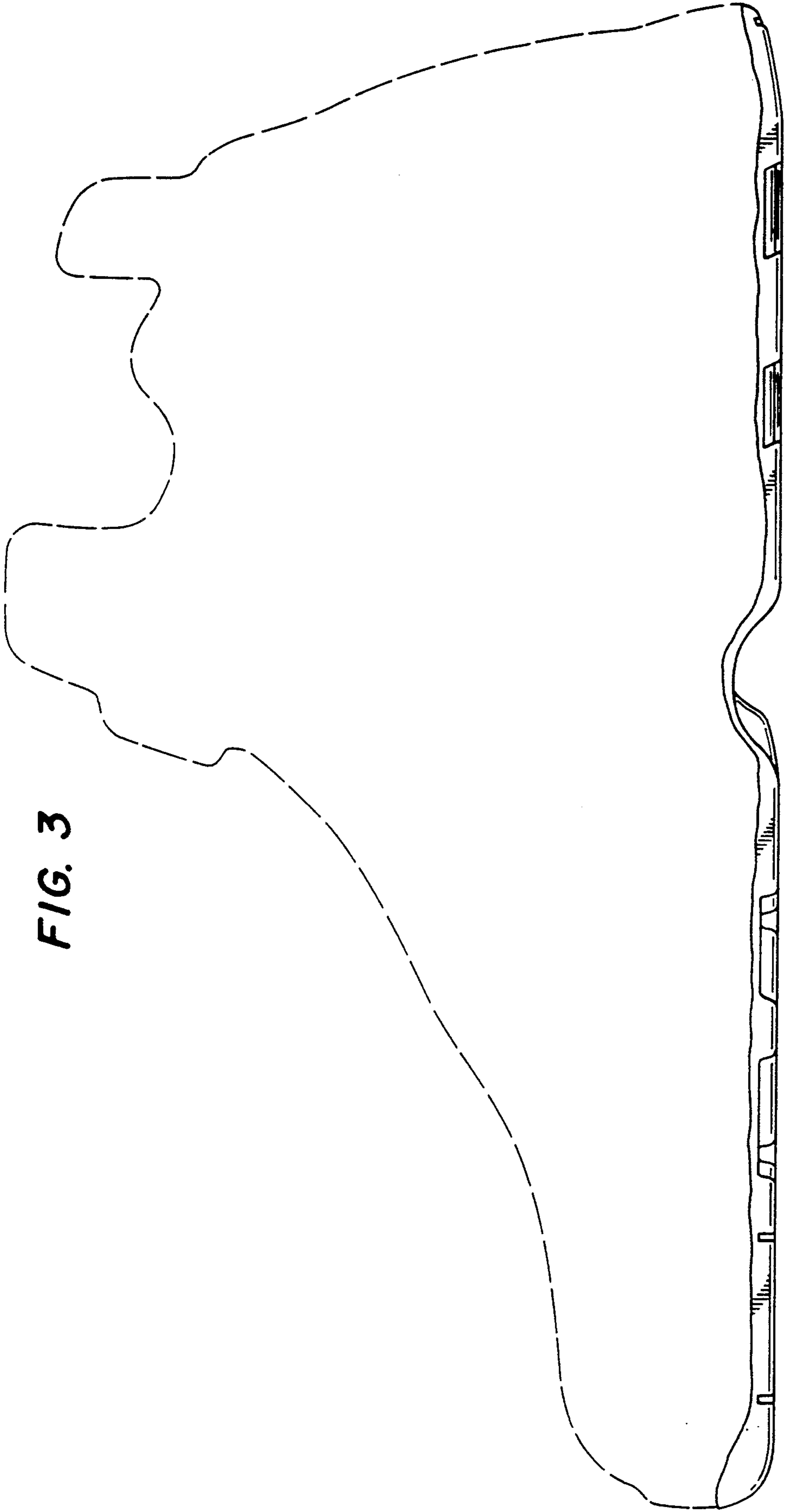


FIG. 3

FIG. 4



FIG. 5



FIG. 6



FIG. 7



FIG. 8

