



US00D341021S

United States Patent [19]

[11] Patent Number: **Des. 341,021**

Brown

[45] Date of Patent: **** Nov. 9, 1993**

[54] **SKI BOOT INSERT MEMBER**

4,760,654 8/1988 Limbach 36/117
4,791,736 12/1988 Phillips 36/43 X

[75] Inventor: **Dennis N. Brown, Blaine, Wash.**

Primary Examiner—Louis S. Zarfes
Attorney, Agent, or Firm—Hughes & Multer

[73] Assignee: **Northwest Podiatric Laboratory, Inc., Blaine, Wash.**

[57] **CLAIM**

[**] Term: **14 Years**

The ornamental design for a ski boot insert member, as shown and described.

[21] Appl. No.: **843,964**

DESCRIPTION

[22] Filed: **Feb. 28, 1992**

[52] U.S. Cl. **D2/318; D2/314**

[58] Field of Search **D2/264, 265, 276, 314, D2/317-323; 36/43, 117**

FIG. 1 is a top perspective view of a ski boot insert member showing my new design, this being for a left-foot boot;

FIG. 2 is a top plan view thereof;

FIG. 3 is a right side elevational view thereof;

FIG. 4 is a front elevational view thereof, looking from the toe towards the heel;

FIG. 5 is a rear elevational view thereof, looking from the heel towards the toe;

FIG. 6 is a left side elevational view thereof; and,

FIG. 7 is a bottom plan view thereof.

[56] **References Cited**

U.S. PATENT DOCUMENTS

D. 316,929	5/1991	Ullman	D2/318
D. 328,967	9/1992	Brown	D2/318
1,584,034	5/1926	Klotz	D2/318 X
4,314,411	2/1982	Hanson	36/117 X

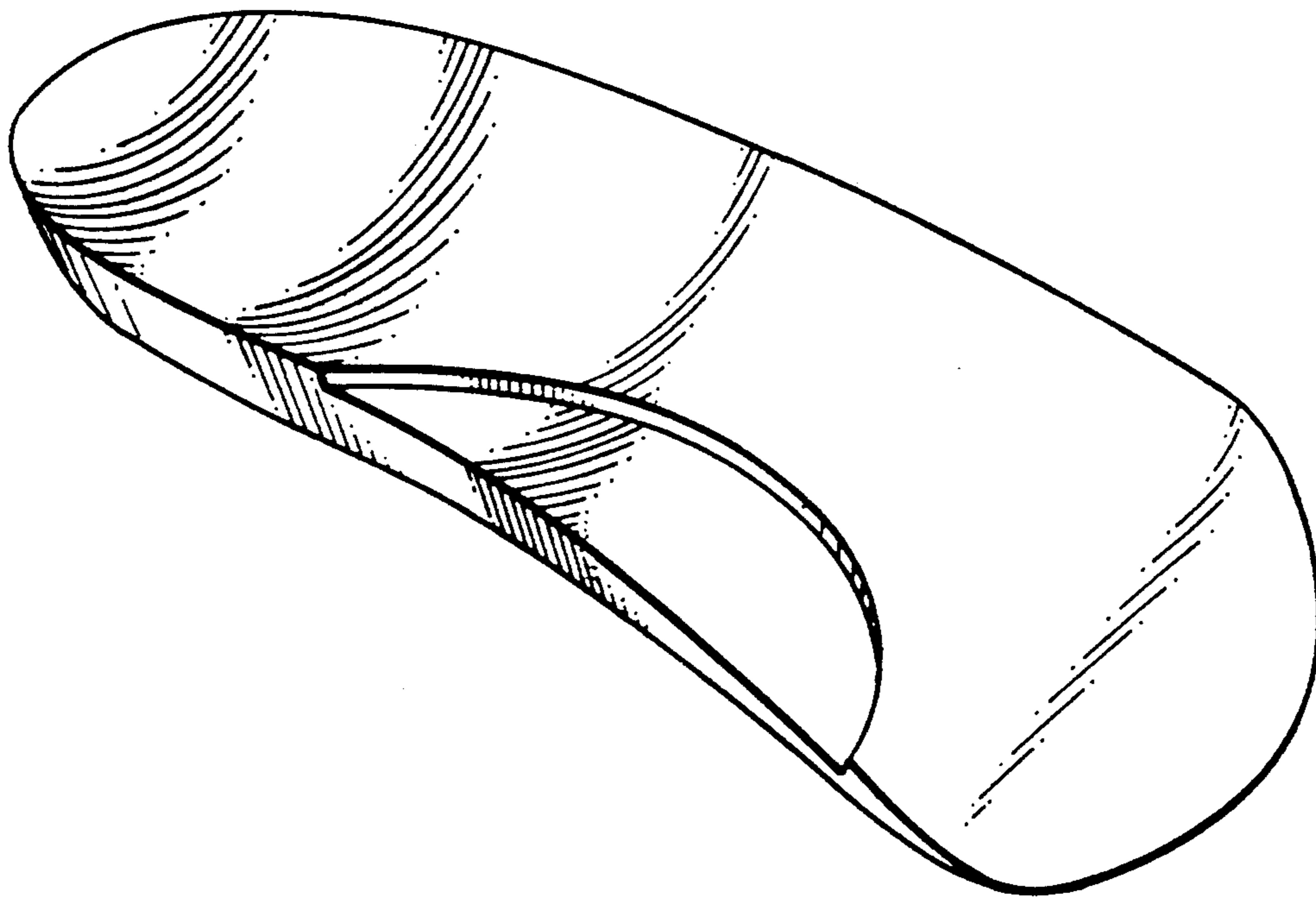


FIG. 1

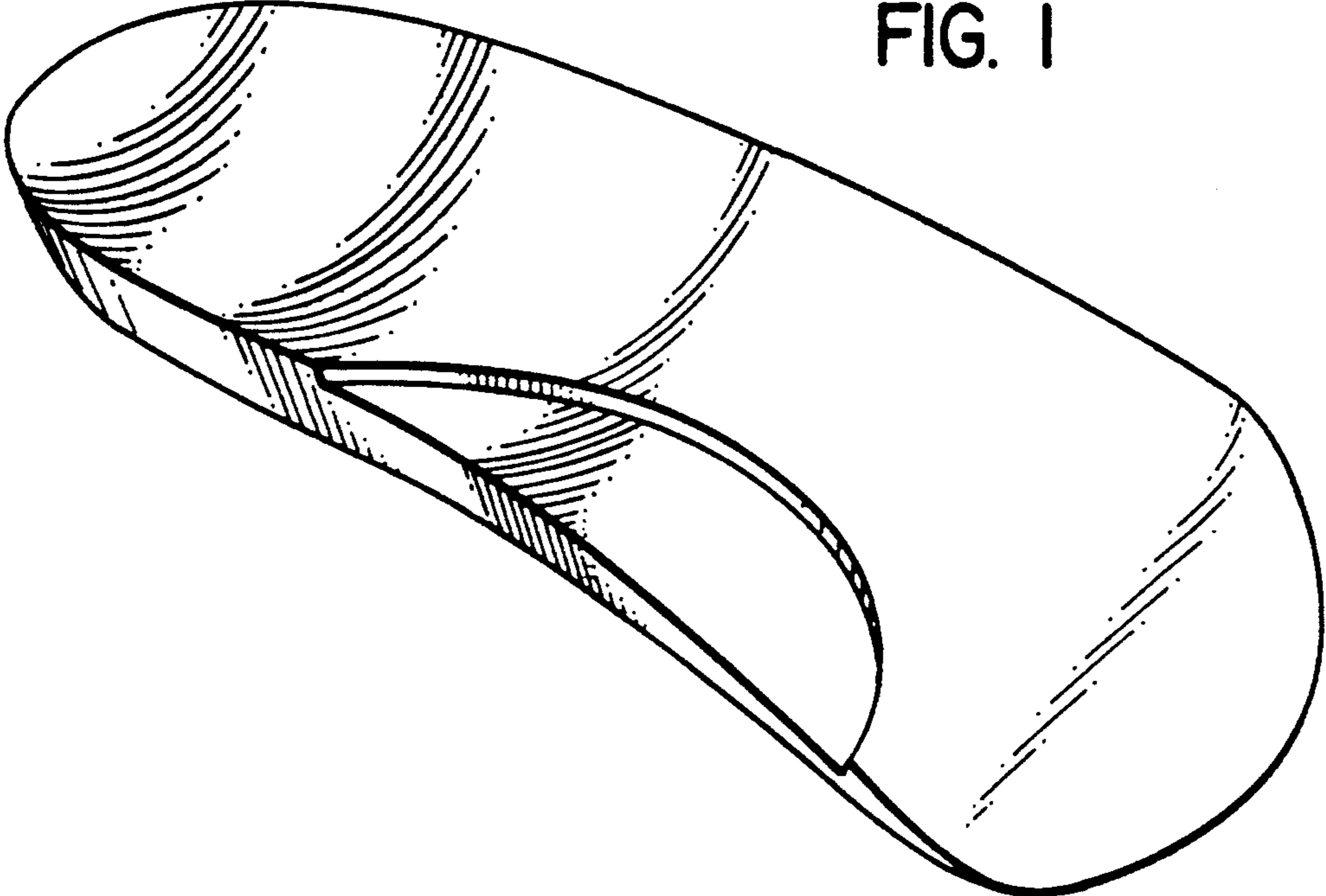


FIG. 2




FIG. 3

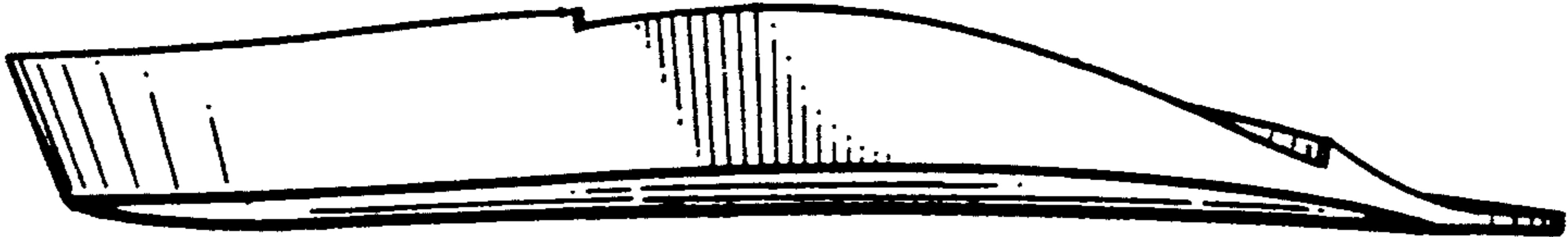


FIG. 4



FIG. 5




FIG. 6




FIG. 7

