



US00D341018S

# United States Patent [19]

[11] Patent Number: **Des. 341,018**

**Nakada**

[45] Date of Patent: **\*\* Nov. 9, 1993**

[54] **RESTRAINING JACKET**

[76] Inventor: **Sachiko S. Nakada**, 1140 W. Olive Ave., Redlands, Calif. 92373

D. 305,575 1/1990 Gordon ..... D2/17  
D. 311,085 10/1990 Moen ..... D2/190  
5,101,511 4/1992 Elverskog ..... 2/108

[\*\*] Term: **14 Years**

**OTHER PUBLICATIONS**

[21] Appl. No.: **737,510**

De Moulin Bros. & Co. ©1939 brochure; p. 8—jacket on left of page (with crisscross braid).

[22] Filed: **Jul. 30, 1991**

*Primary Examiner*—A. Hugo Word  
*Assistant Examiner*—Celia A. Murphy  
*Attorney, Agent, or Firm*—John H. Crowe

[52] U.S. Cl. .... **D2/184; D2/183; D2/187; D2/190**

[58] Field of Search ..... **D2/17, 25, 183, 184, D2/186, 187, 190, 225, 226; 2/102, 108**

[57] **CLAIM**

[56] **References Cited**

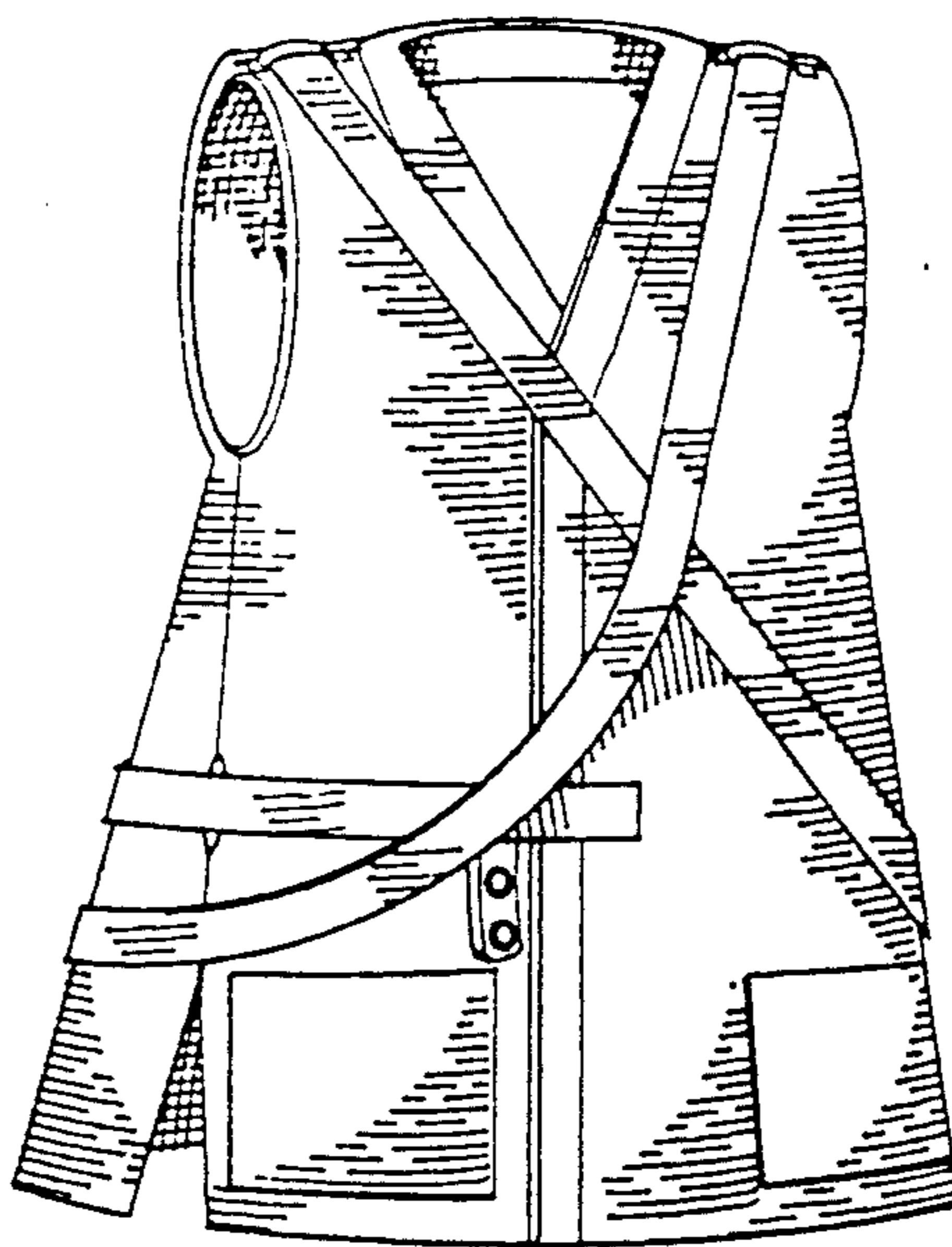
The ornamental design for a restraining jacket, as shown and described.

**U.S. PATENT DOCUMENTS**

**DESCRIPTION**

- D. 116,907 9/1939 Friedman ..... D2/17
- D. 130,210 10/1941 Berger ..... D2/17
- D. 170,896 11/1953 Warren ..... D2/226
- D. 278,089 3/1985 Day ..... D2/190
- D. 296,145 6/1988 Ferrette ..... D2/189
- D. 297,581 9/1988 Wirth ..... D2/25

FIG. 1 is a front and left side perspective view of a restraining jacket showing my new design;  
FIG. 2 is a front and right side perspective view thereof;  
and,  
FIG. 3 is a rear perspective view thereof.



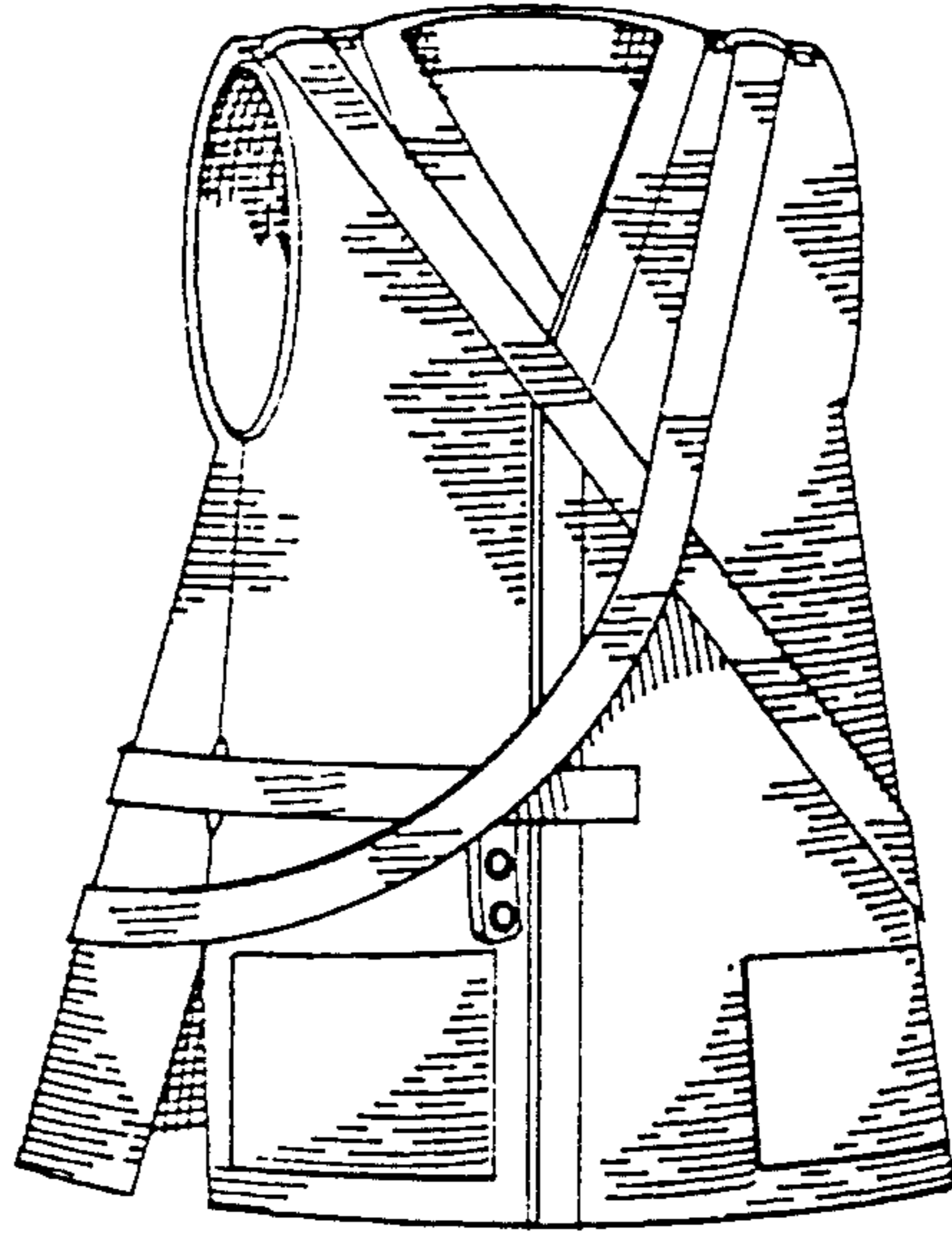


FIG. 1

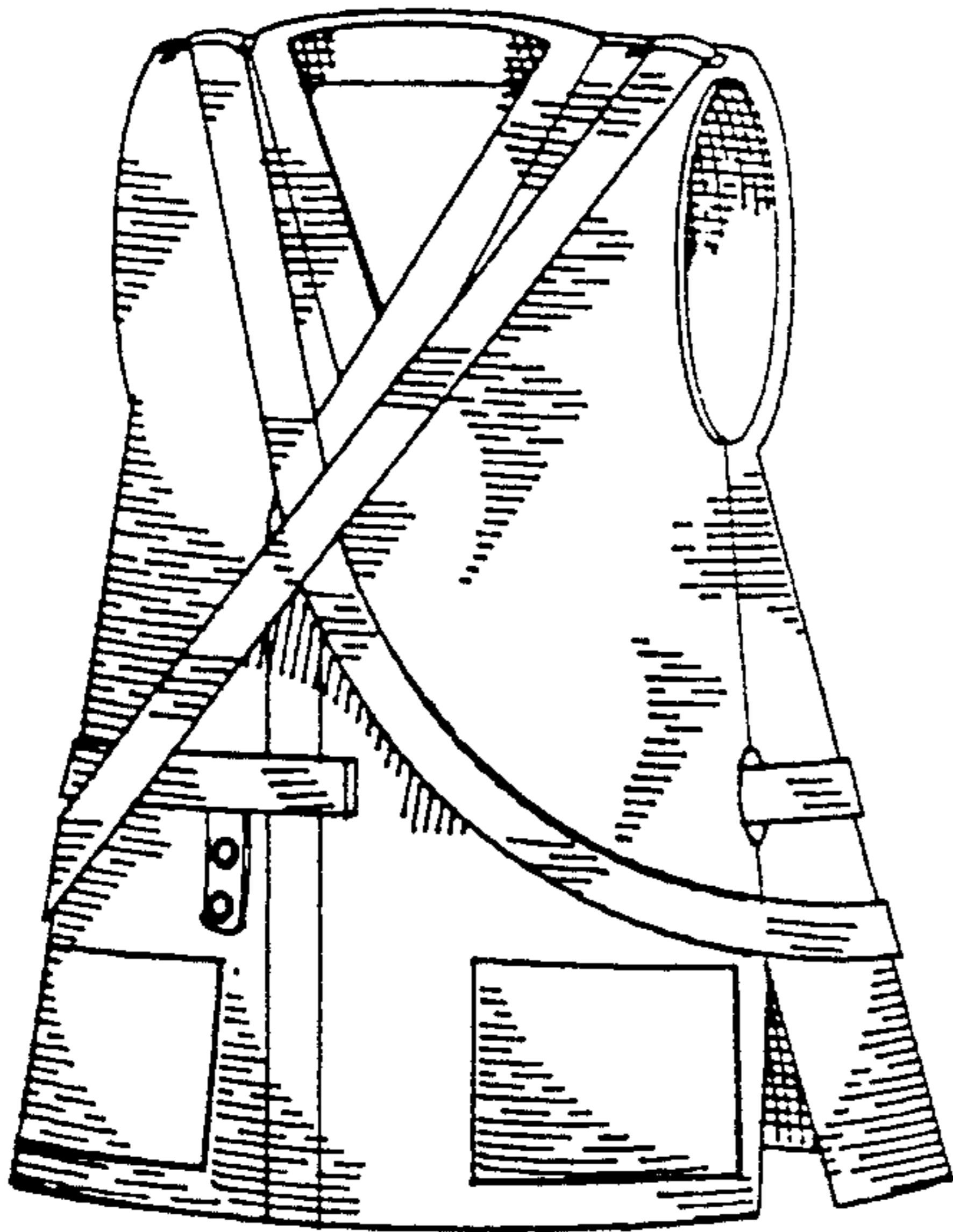


FIG. 2

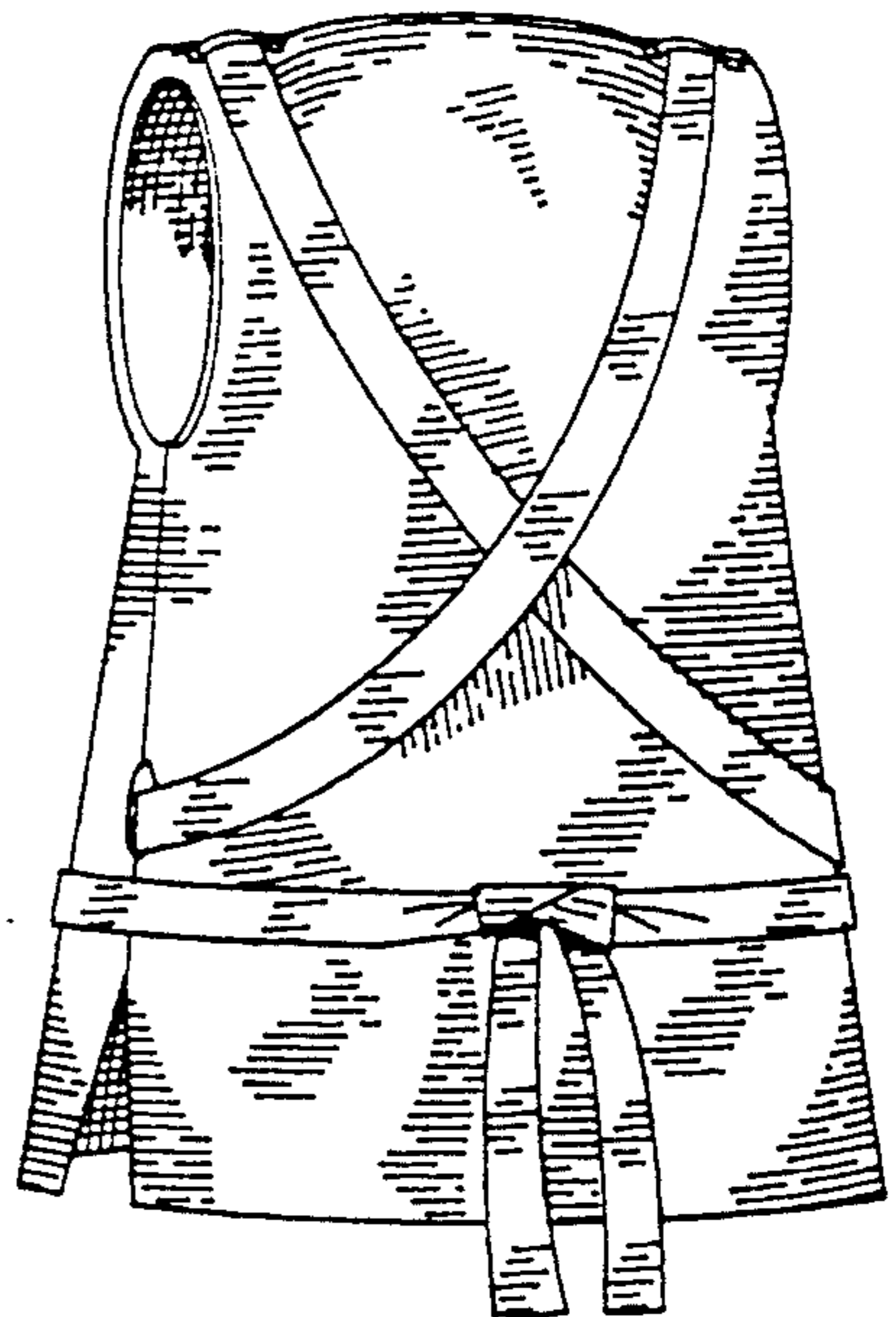


FIG. 3