



US00D340981S

# United States Patent [19]

[11] Patent Number: **Des. 340,981**

Hood et al.

[45] Date of Patent: **\*\* Nov. 2, 1993**

## [54] ULTRASONIC CUTTING TOOL FOR MEDICAL USE

[75] Inventors: **Larry L. Hood**, Laguna Hills; **Gregg Hughes**, El Toro, both of Calif.

[73] Assignee: **Advanced Osseous Technologies, Inc.**, Aliso Viejo, Calif.

[\*\*] Term: **14 Years**

[21] Appl. No.: **714,085**

[22] Filed: **Jun. 11, 1991**

[52] U.S. Cl. .... **D24/146; D24/133**

[58] Field of Search ..... **D24/146, 147, 170, 231, D24/232; D8/47, 101, 98; D19/35; 606/79, 83, 169; 604/22; 128/24 RA, 24 A; 30/168, 169, 167**

## [56] References Cited

### U.S. PATENT DOCUMENTS

2,714,890	8/1955	Vang .	
2,845,072	7/1958	Shafer .....	606/169
3,086,288	4/1963	Balamuth et al. .	
3,526,219	9/1970	Balamuth .	
3,589,363	6/1971	Banko et al. .	
3,693,613	9/1972	Kelman .	
3,809,977	5/1974	Balamuth et al. .	
3,823,717	7/1974	Pohlman et al. .	
3,862,630	1/1975	Balamuth .	
3,990,452	11/1976	Murry et al. .	
4,041,947	8/1977	Weiss et al. .	
4,063,557	12/1977	Wuchinich et al. .	
4,184,510	1/1980	Murry et al. .	
4,188,952	2/1980	Loschilov et al. .	
4,248,232	2/1981	Engelbrecht et al. .	
4,298,074	11/1981	Mattchen .	
4,425,115	1/1984	Wuchinich .	
4,705,038	11/1987	Sjostrom et al. .	
4,705,500	11/1987	Reimels et al. .	
4,750,488	6/1988	Wuchinich et al. .	
4,832,683	5/1989	Idemoto et al. .	
4,834,081	5/1989	Van Zile .	
4,846,161	7/1989	Roger .	
5,019,083	5/1991	Klapper et al. .	
5,059,210	11/1991	Clark et al. ....	606/169

## OTHER PUBLICATIONS

Orthopedic Catalog, Richards Manufacturing Co. Inc., pp. 10, 14, 20 ©1981.

"Complete Replacement Arthroplasty of the Hip by the Ring Prosthesis", *The Journal of Bone and Joint Surgery*, P. A. Ring, pp. 720-731 (British) vol. 50B, No. 4, Nov. 1968.

"A New Technique for Removal of Broken Femoral Stems in Total Hip Replacement" by William H. Harris, et al., *The Journal of Bone and Joint Surgery*, vol. 63-A, No. 5, Jun. 1981.

Biological Fixation of the Porocoat AML® Hip—Manual for Pre-Operative Planning and Recommended Surgical Technique (1984) by Charles A. Engh, M.D., and J. Dennis Bobyn, Ph. D.

"Proximal Femoral Osteotomy in Difficult Revision Hip Surgery: How to Revise the Unrevisable" by Hugh H. Cameron, Ph. D., *Contemporary Orthopaedics*, May 1989, vol. 18, No. 5.

Photographs 1-3 illustrating an ultrasonic aspiration surgical tool used in neural surgery, designed by Dr. David Wuchinich and disclosed in 1967.

Photographs 4-15 illustrating three ultrasonic surgical tools manufactured by Quinton and distributed by Howmedica, Inc. in 1985.

*Primary Examiner*—A. Hugo Word

*Assistant Examiner*—I. Simmons

*Attorney, Agent, or Firm*—Knobbe, Martens, Olson & Bear

## [57] CLAIM

The ornamental design for an ultrasonic cutting tool for medical use, as shown and described.

## DESCRIPTION

FIG. 1 is a perspective view of an ultrasonic cutting tool for medical use showing our new design;

FIG. 2 is a top plan view thereof;

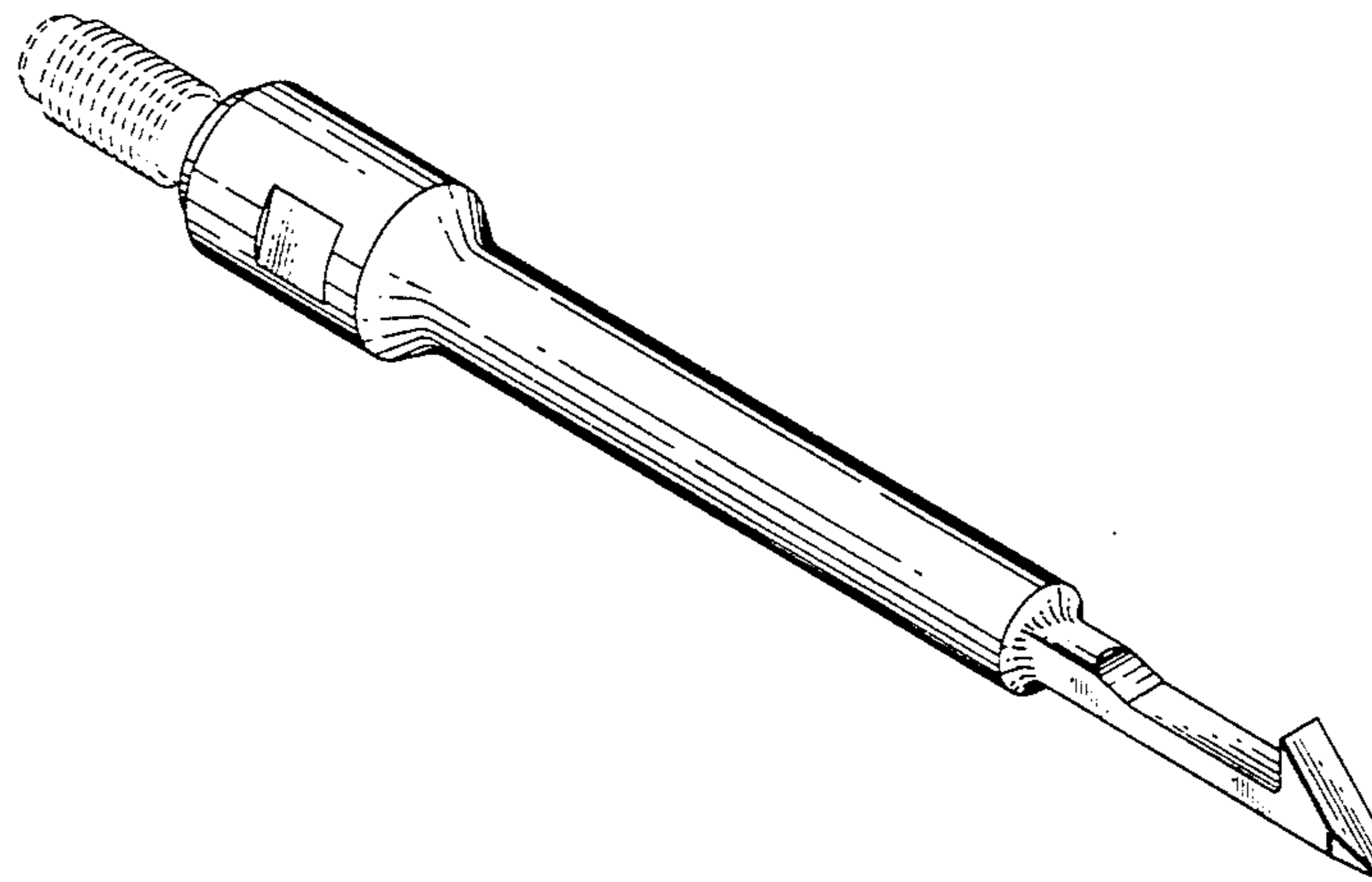
FIG. 3 is a side elevational view thereof, the opposite side elevational view of which is identical to that shown in FIG. 3;

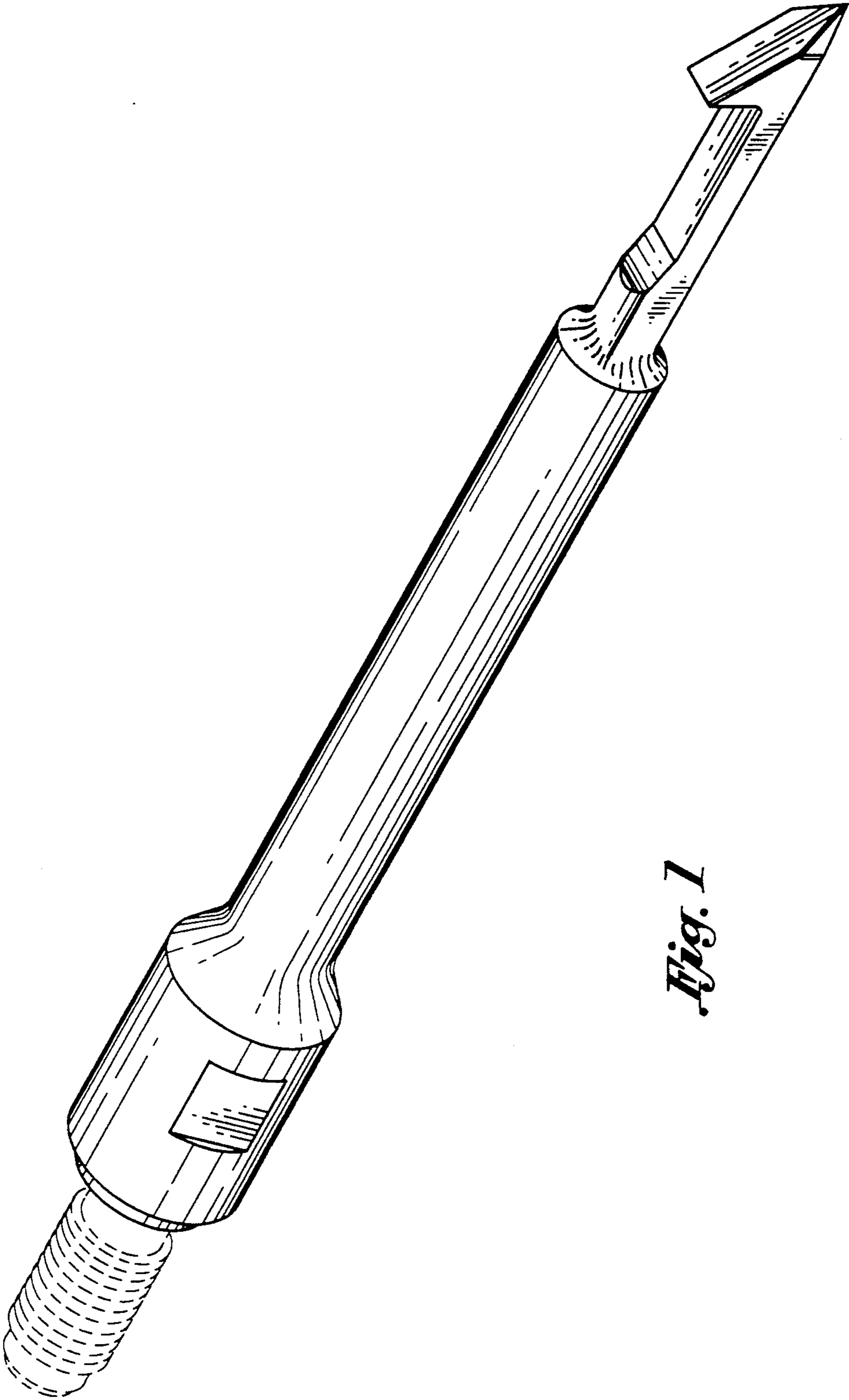
FIG. 4 is a bottom plan view thereof;

FIG. 5 is an end elevational view thereof; and,

FIG. 6 is an end elevational view thereof, opposite that shown in FIG. 5.


The broken line showing of the connector in FIGS. 1-4 is for illustrative purposes only and forms no part of the claimed design.






*Fig. 1*

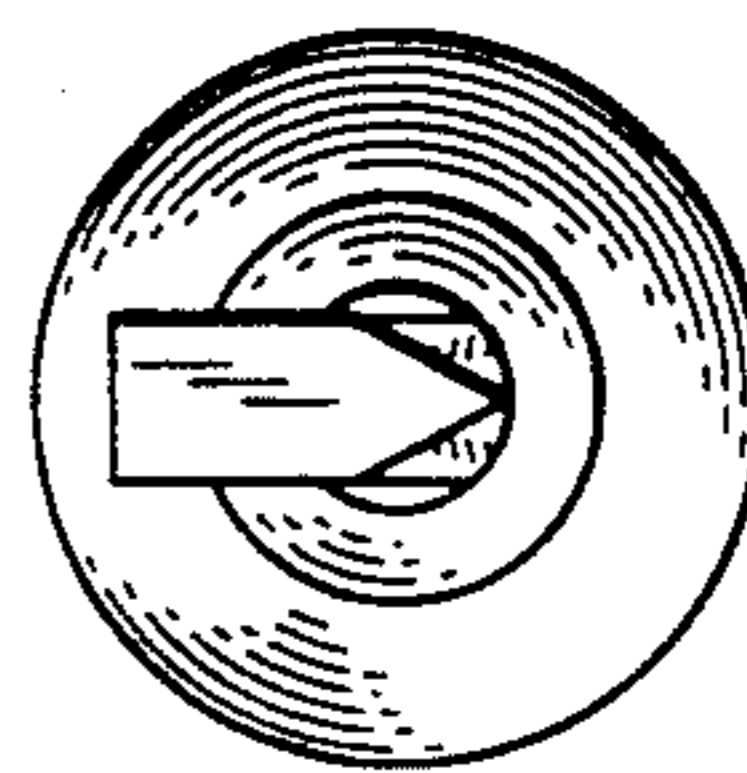
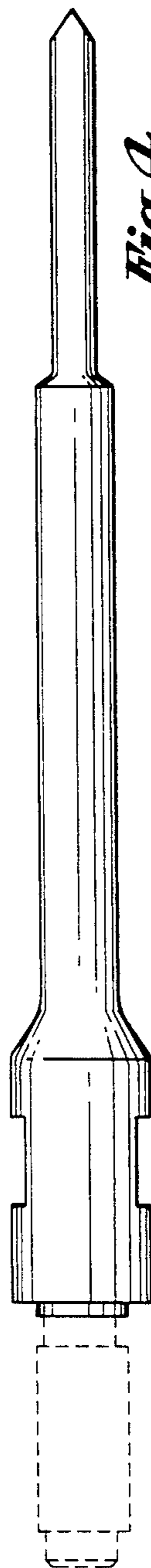
*Fig. 2*



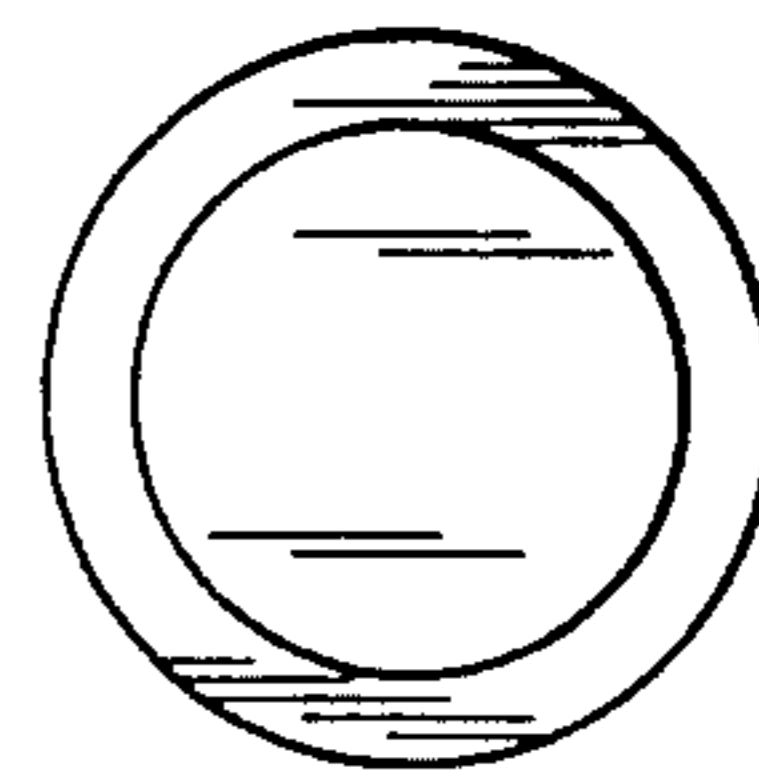
*Fig. 3*



*Fig. 4*



*Fig. 6*



*Fig. 5*