



US00D340974S

# United States Patent [19]

[11] Patent Number: **Des. 340,974**

Davis, Jr.

[45] Date of Patent: **\*\* Nov. 2, 1993**

[54] SET OF BLADES FOR A CEILING FAN

[75] Inventor: **William S. Davis, Jr.**, Forth Worth, Tex.

[73] Assignee: **Davoil, Inc.**, Fort Worth, Tex.

[\*\*] Term: **14 Years**

[21] Appl. No.: **1,236**

[22] Filed: **Nov. 6, 1992**

[52] U.S. Cl. .... **D23/413; D23/377**

[58] Field of Search ..... **D23/413, 411, 377, 379, D23/385; 416/5, 223 R, 242; D12/214**

[56] **References Cited**

**U.S. PATENT DOCUMENTS**

D. 105,260	7/1937	Brannan	.....	D23/413
D. 141,589	4/1993	Logsdon	.....	D23/413
D. 329,285	9/1992	Taylor, III	.....	D23/413
5,078,632	1/1992	Ogawa et al.	.....	D12/214

**FOREIGN PATENT DOCUMENTS**

43392	2/1987	Japan	.....	416/223 R
-------	--------	-------	-------	-----------

**OTHER PUBLICATIONS**

Columbian Bronze Corp. Cat. ©1968, p. 7, Propeller Style SW, lower middle side of page.

*Primary Examiner*—Wallace R. Burke  
*Assistant Examiner*—Lisa Lichtenstein  
*Attorney, Agent, or Firm*—James E. Bradley

[57] **CLAIM**

The ornamental design for a set of blades for a ceiling fan, as shown and described.

**DESCRIPTION**

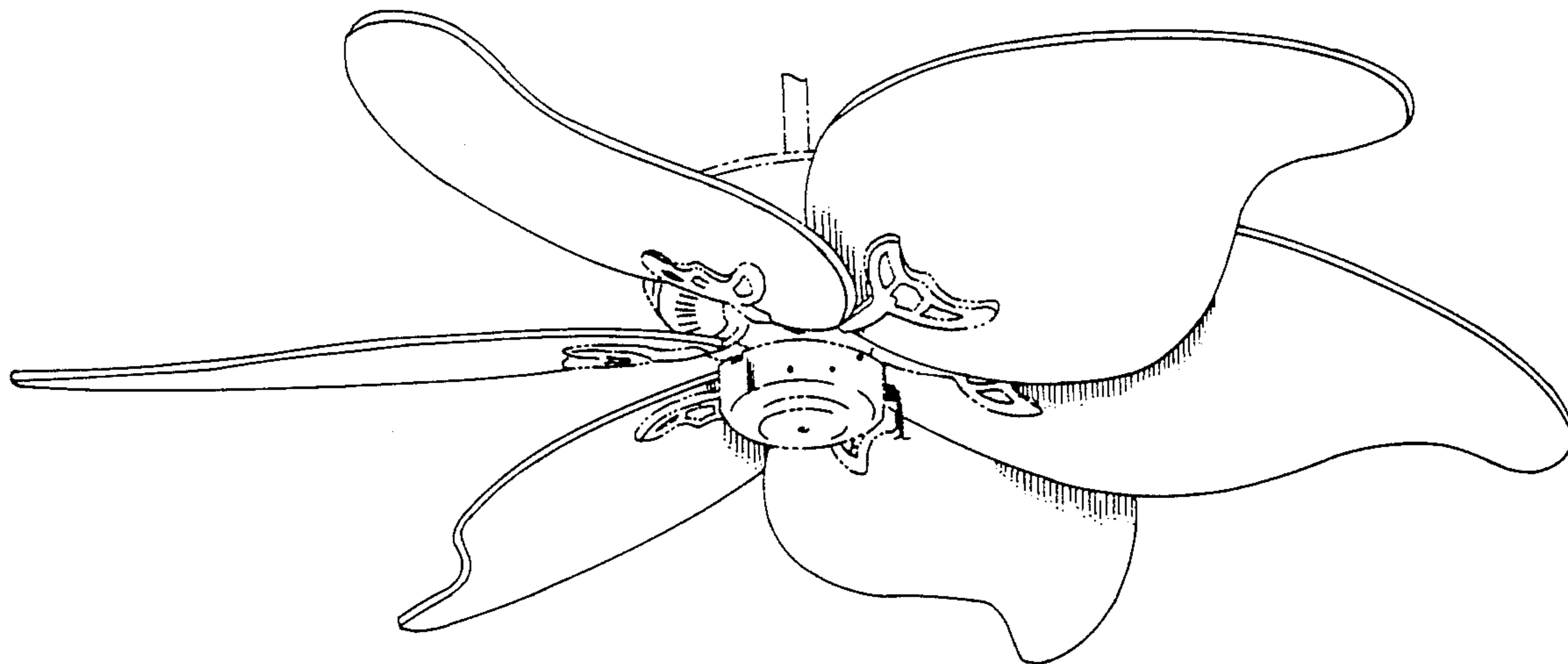
FIG. 1 is a perspective view of a set of blades for a ceiling fan, showing my new design;

FIG. 2 is a side elevational view thereof, on a reduced scale, the other three sides being identical to that shown;

FIG. 3 is a top plan view thereof, on a reduced scale; and,

FIG. 4 is a bottom plan view thereof, on a reduced scale.

The broken-line showing of environmental structure in FIGS. 1-4 is for illustrative purposes only and forms no part of the claimed design.



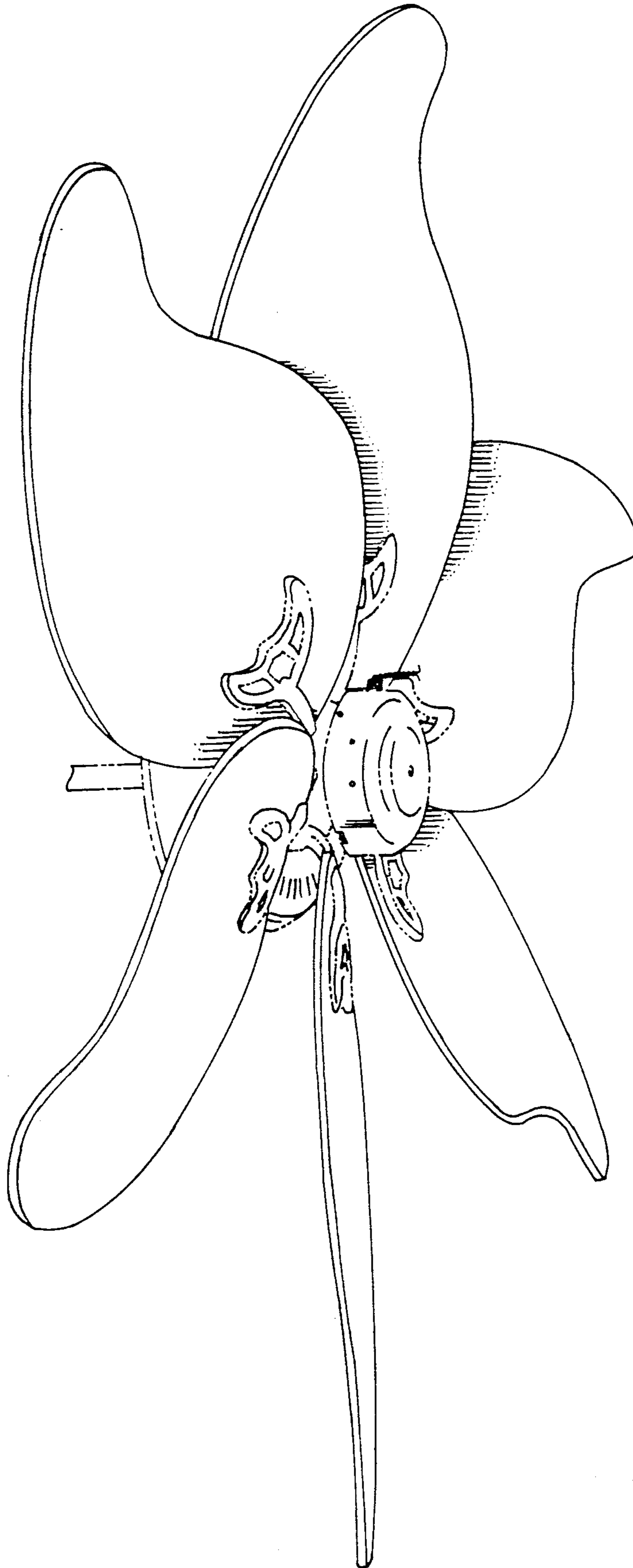


Fig. 1




Fig. 2




Fig. 3




Fig. 4