



US00D340971S

# United States Patent [19]

[11] Patent Number: **Des. 340,971**

Pirro

[45] Date of Patent: **\*\* Nov. 2, 1993**

[54] **PORTABLE CERAMIC HEATER**

*Attorney, Agent, or Firm*—Leonard Bloom

[75] Inventor: **Peter R. Pirro**, Macedon, N.Y.

[57] **CLAIM**

[73] Assignee: **Del-Rain Corporation**, Niagara Falls, N.Y.

The ornamental design for a portable ceramic heater, as shown and described.

[\*\*] Term: **14 Years**

### DESCRIPTION

[21] Appl. No.: **829,337**

FIG. 1 is a perspective view of a portable ceramic heater showing my new design;

[22] Filed: **Jan. 31, 1992**

FIG. 2 is another perspective view of the portable ceramic heater of FIG. 1;

[52] U.S. Cl. .... **D23/335; D14/214**

FIG. 3 is a top plan view thereof;

[58] Field of Search ..... **D23/370, 381, 335, 337;**

FIG. 4 is a bottom plan view thereof;

**392/365-369; D14/188, 194, 204, 210, 214;**

FIG. 5 is a right side elevational view thereof;

**416/95, 247 R**

FIG. 6 is a left side elevational view thereof;

[56] **References Cited**

#### U.S. PATENT DOCUMENTS

D. 319,498 8/1991 Huang ..... **D23/335**

FIG. 7 is a front elevational view thereof;

2,360,071 10/1944 Noll ..... **392/365**

FIG. 8 is a rear elevational view thereof;

4,703,153 10/1987 Pelonis ..... **392/368**

FIG. 9 is an enlarged view of the control switches and knobs portion of FIG. 3, shown separately for clarity of illustration; and

#### OTHER PUBLICATIONS


Hong Kong Enterprise Oct. 1991, p. 199, Heater A, upper left side of page.

FIG. 10 is an enlarged front elevational view being partially broken away to show the elements under the front screen.

*Primary Examiner*—Wallace R. Burke  
*Assistant Examiner*—Lisa Lichtenstein

Stripping in the above described drawings indicates a textured surface, it is not intended to represent adhesive, foam, or any similar material.

The rectangular middle portion in FIG. 8, represents a filter.






FIG. 1


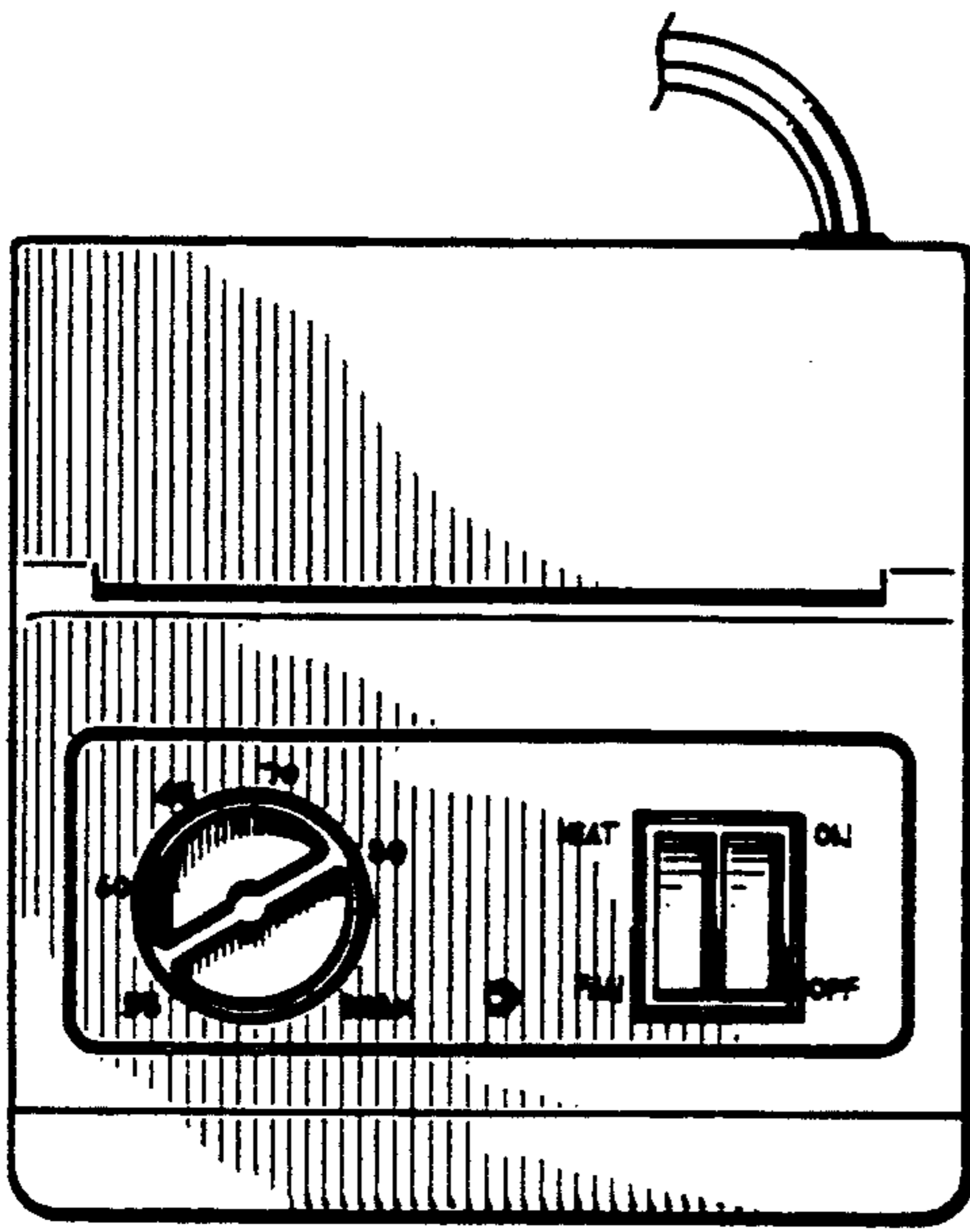
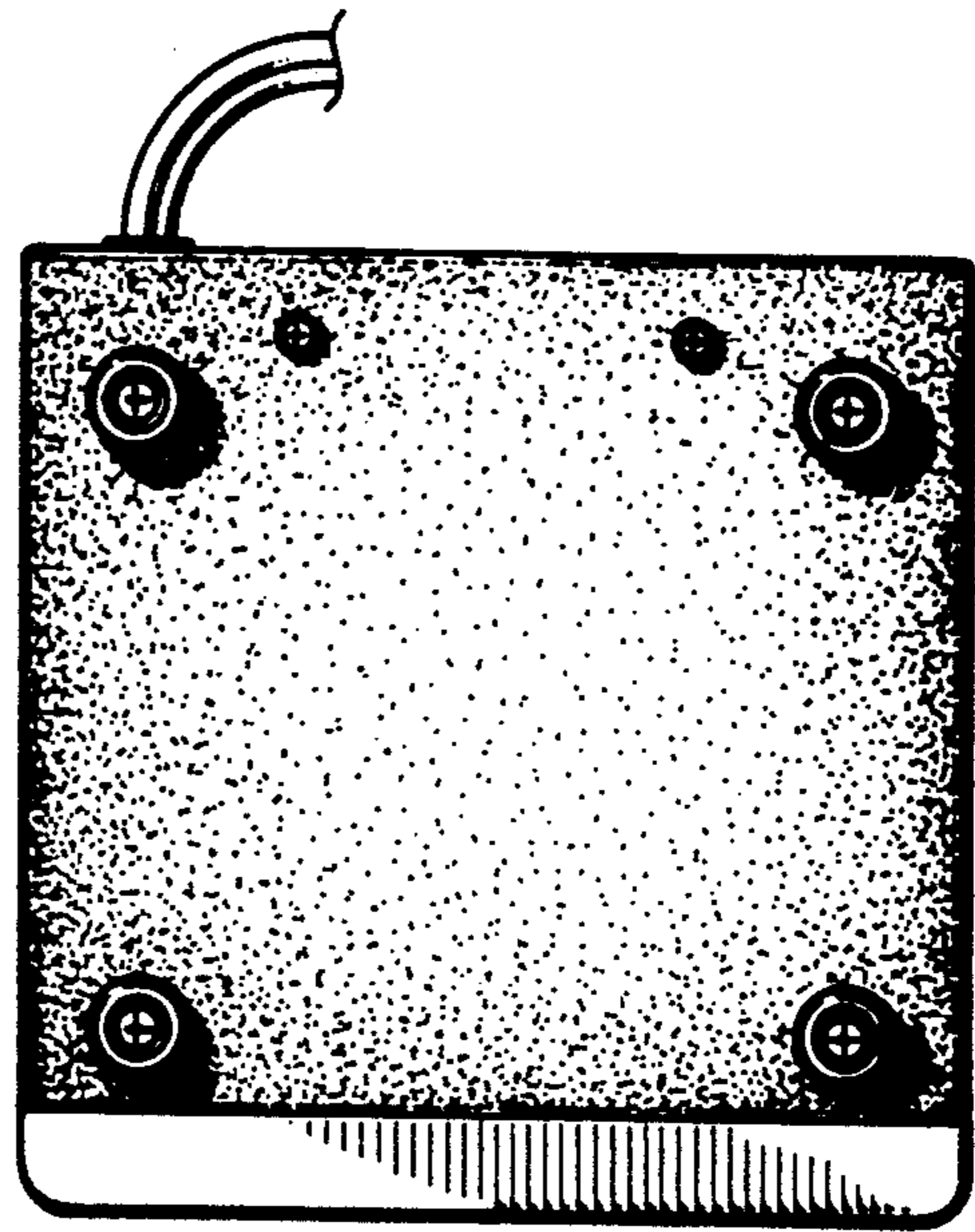



FIG. 2




**FIG. 3**



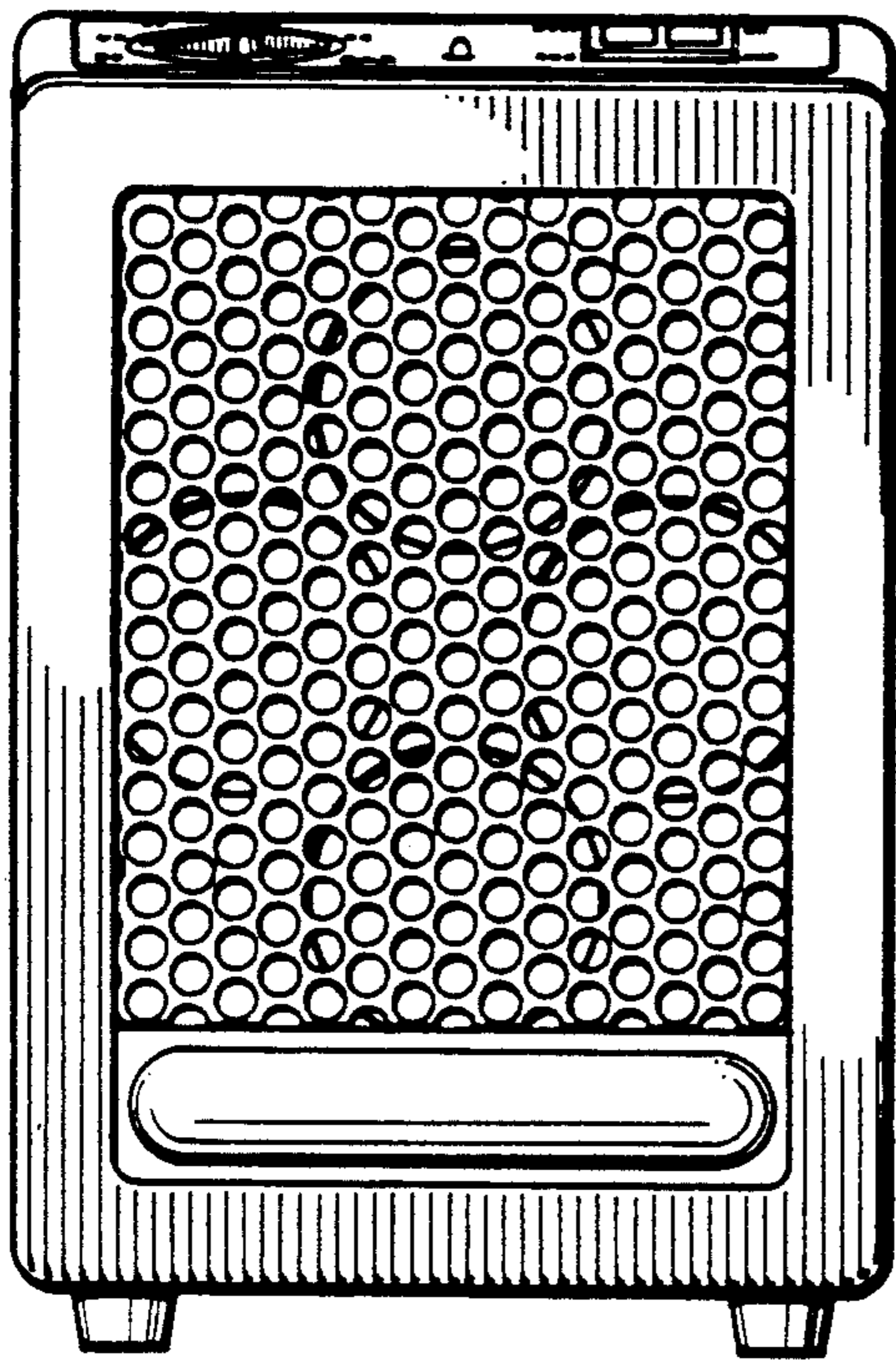
**FIG. 4**




**FIG. 5**



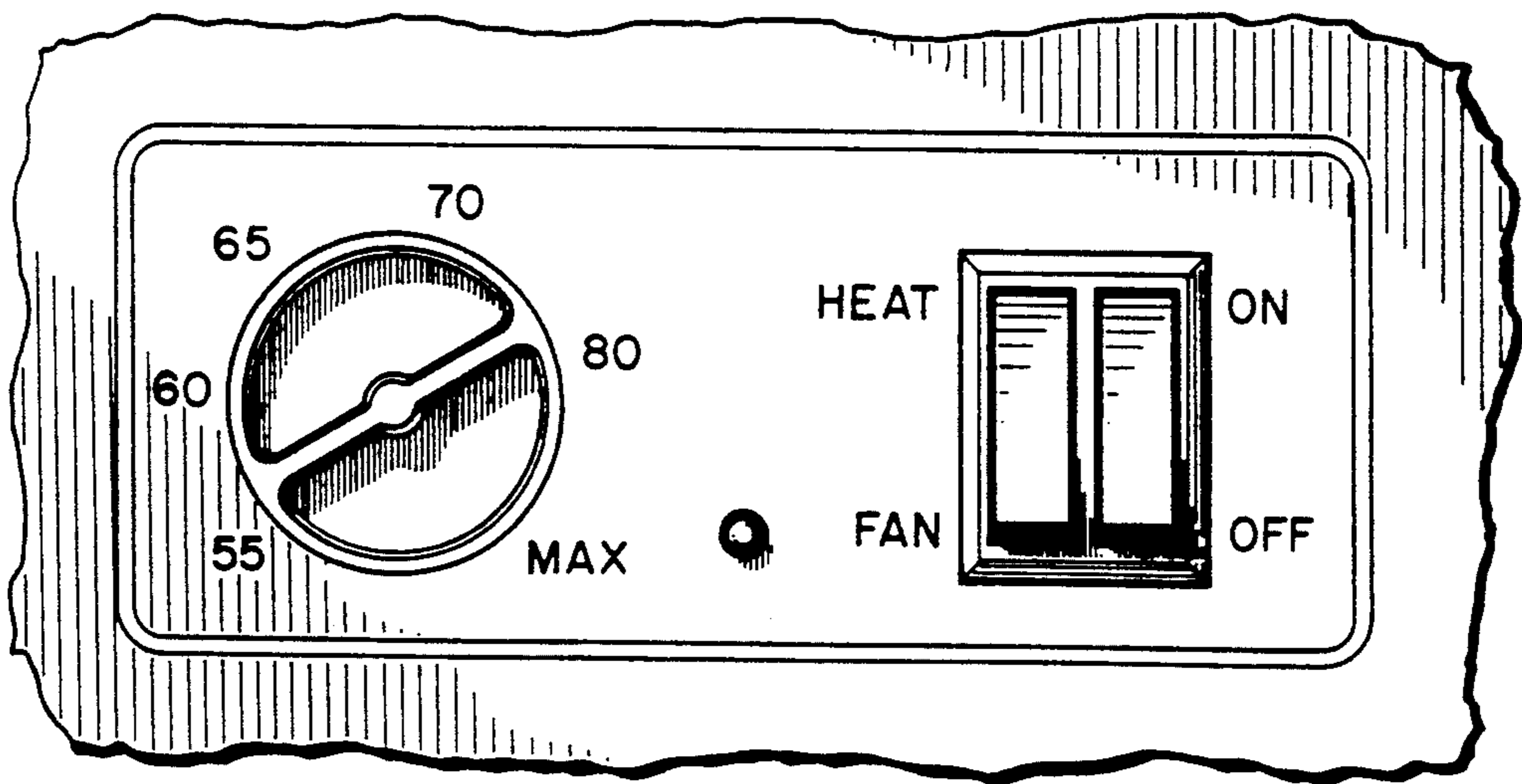
**FIG. 6**



**16.7**



**16.8**



**16.9**

FIG. 10

