



US00D340954S

# United States Patent [19]

[11] Patent Number: **Des. 340,954**

Stefan

[45] Date of Patent: **\*\* Nov. 2, 1993**

[54] **SLOT MACHINE CABINET**

D. 278,069 3/1985 Wichinsky et al. .... D21/38  
5,108,099 4/1992 Smyth ..... 273/138 A

[76] Inventor: **Alexander Stefan, 216 E. Arby Ave.,  
Las Vegas, Nev. 89119**

*Primary Examiner*—Terry A. Pfeffer  
*Attorney, Agent, or Firm*—Charles C. Corbin

[\*\*] Term: **14 Years**

[57] **CLAIM**

[21] Appl. No.: **844,005**

The ornamental design for a slot machine cabinet, as shown and described.

[22] Filed: **Feb. 18, 1992**

[52] U.S. Cl. .... **D21/38**

[58] Field of Search ..... **D6/396, 432, 439, 443,  
D6/444; D21/38; 273/143 R, 138 R**


**DESCRIPTION**

[56] **References Cited**

**U.S. PATENT DOCUMENTS**

D. 91,952 4/1934 Marsh ..... D21/38  
D. 236,720 9/1975 Baker ..... D21/38 X

FIG. 1 is a left side perspective view of a slot machine cabinet showing ny new design;  
FIG. 2 is a front elevational view thereof;  
FIG. 3 is a top plan view thereof;  
FIG. 4 is a bottom plan view thereof;  
FIG. 5 is a right side elevational view thereof; and,  
FIG. 6 is a left side elevational view thereof.






FIG. 1




FIG. 5




FIG. 3




FIG. 2




FIG. 6

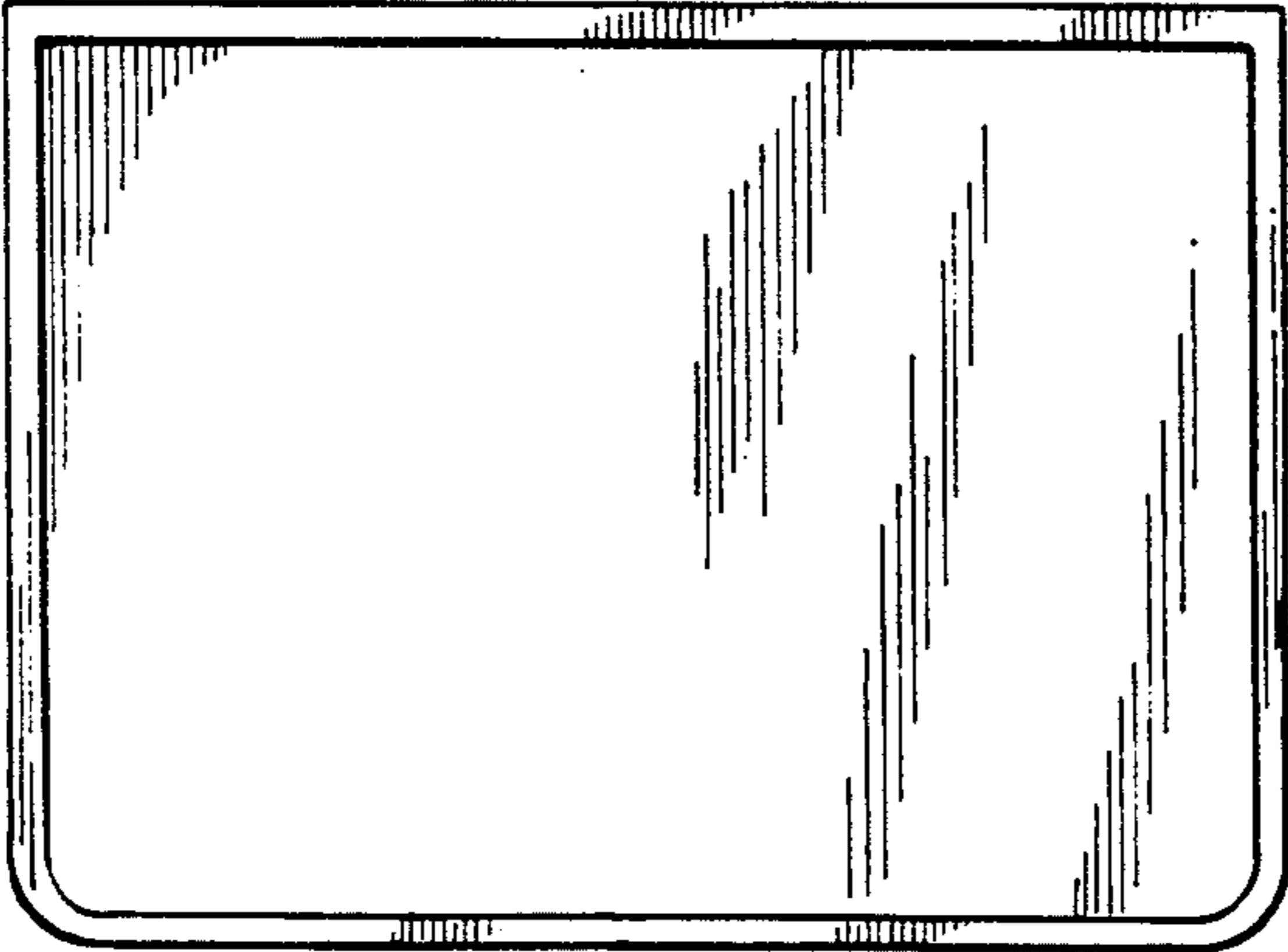


FIG. 4