



US00D340941S

United States Patent [19]

[11] Patent Number: **Des. 340,941**

Smith

[45] Date of Patent: **** Nov. 2, 1993**

[54] SPIRAL MUSICAL INSTRUMENT STAND SPACER

[56] References Cited

U.S. PATENT DOCUMENTS

| | | | |
|------------|--------|---------------------------|-----------|
| D. 221,461 | 8/1971 | Hagenstad | D15/29 |
| 2,201,947 | 5/1940 | Valentine | 366/342 |
| 2,560,359 | 7/1951 | McCardell | 172/556 |
| 4,738,180 | 4/1988 | McKnight | 84/385 A |
| 4,763,556 | 8/1988 | Peplowski | 84/384 |
| 4,926,735 | 5/1990 | Smith | 84/453 |
| 5,007,801 | 4/1991 | Hopfensperger et al. | 416/223 R |

[75] Inventor: **Gary Smith**, 256 West 5th Ave., Collegeville, Pa. 19426

[73] Assignees: **Mobile Music, Inc.**, Horsham; **Gary Smith**, Collegeville; **Joseph Stefano**, Orland, all of Pa. ; a part interest

Primary Examiner—Melvin B. Feifer
Assistant Examiner—Adir Aronovich
Attorney, Agent, or Firm—Sperry, Zoda & Kane

[**] Term: **14 Years**

[57] CLAIM

[21] Appl. No.: **836,469**

The ornamental design for a spiral musical instrument stand spacer, as shown and described.

[22] Filed: **Feb. 14, 1992**

DESCRIPTION

[52] U.S. Cl. **D17/99; D15/29**

FIG. 1 is a perspective view embodying my new design;
FIG. 2 is a top plan view;

[58] Field of Search D12/214; D15/2, 5, 29;
D17/10, 13, 99; D23/411, 413; 84/327, 384,
385 A, 387 A, 453; 206/314; 416/223 R;
172/556; 366/342

FIG. 3 is a bottom plan view; and,
FIG. 4 is a front elevational view thereof.
The broken lines are shown for illustrative purposes only and form no part of the claimed design.

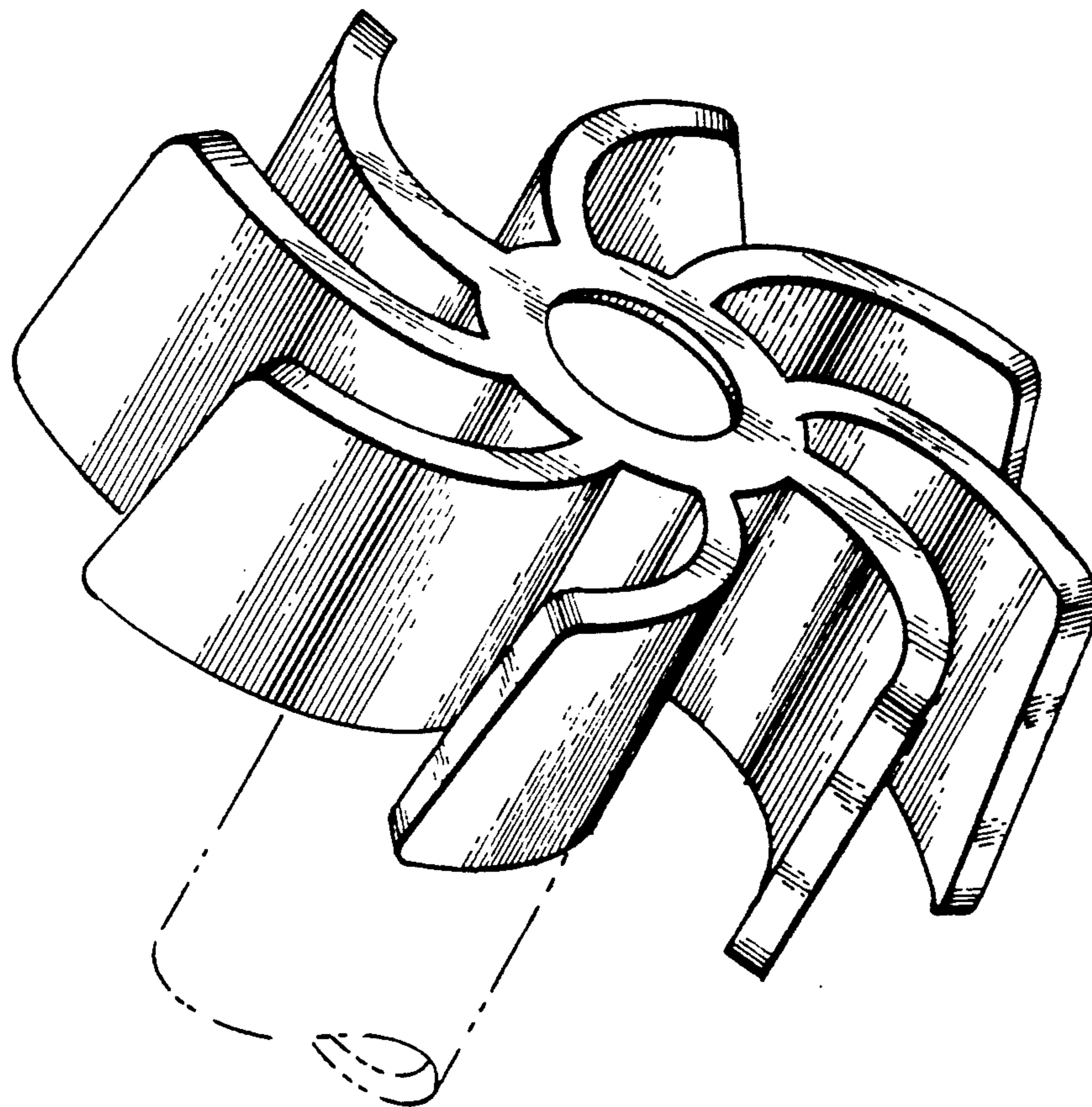


FIG. 1

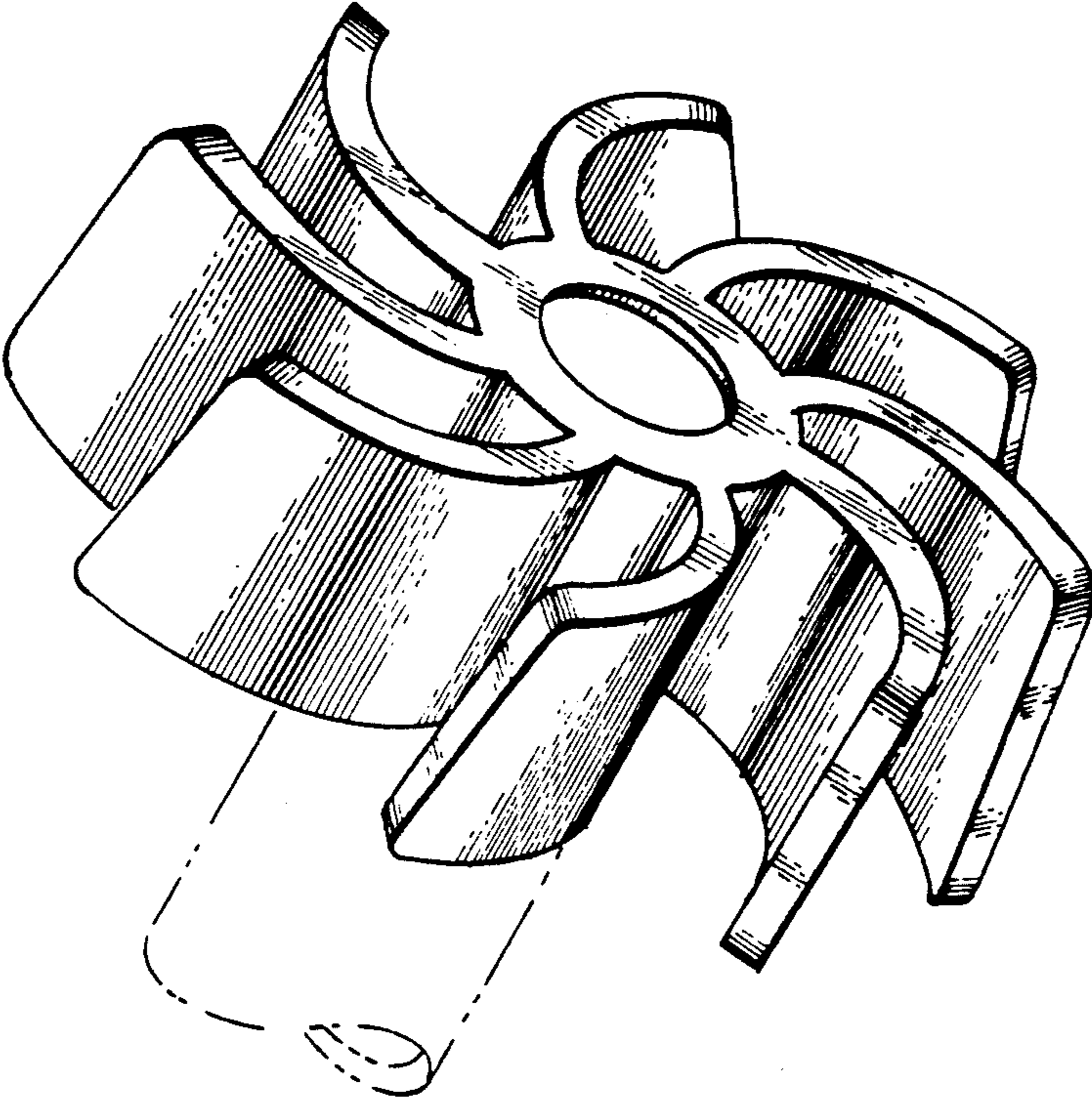


FIG. 2

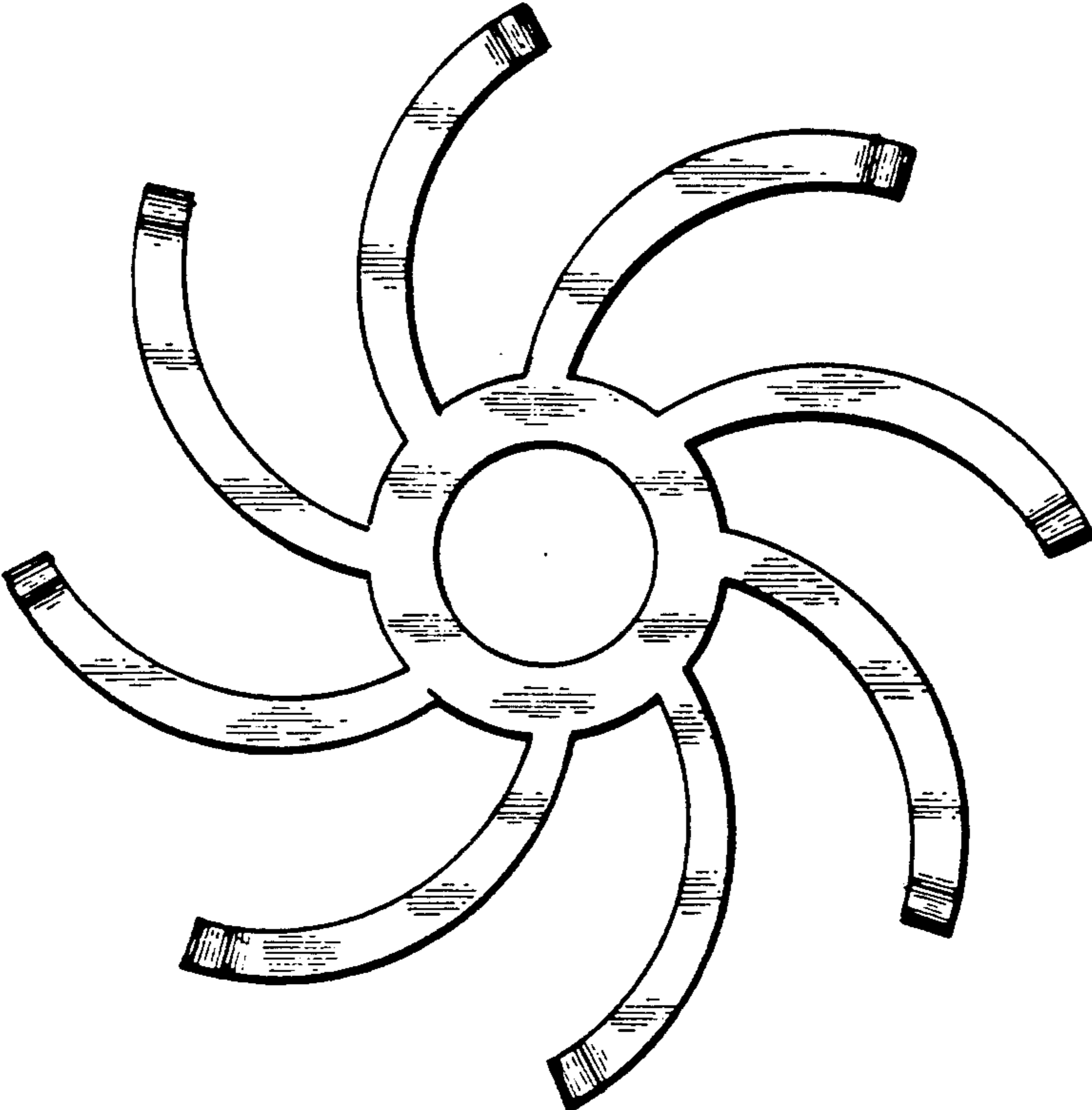


FIG. 3

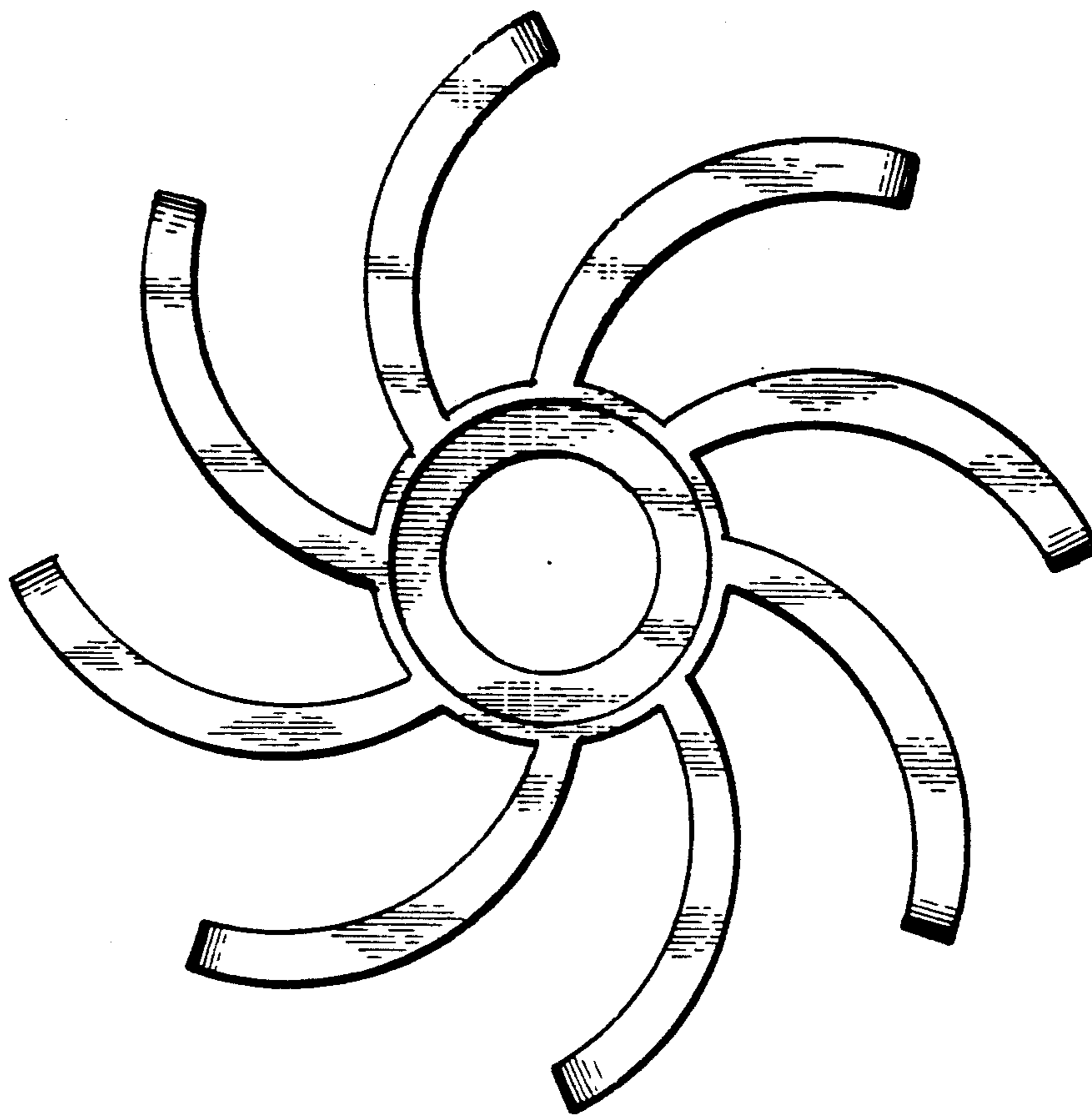


FIG. 4

