



US00D340901S

United States Patent [19]

[11] Patent Number: **Des. 340,901**

Smith et al.

[45] Date of Patent: **** Nov. 2, 1993**

[54] **BUMPER UNIT**

D. 259,557 6/1981 Norris D12/169
4,634,163 1/1987 Bundy et al. 293/117

[75] Inventors: **Jodie D. Smith, Chino; Craig L. Leazenby, San Bernardino, both of Calif.**

Primary Examiner—James M. Gandy
Attorney, Agent, or Firm—Price, Gess & Ubell

[73] Assignee: **John F. Gaukler, Chino, Calif. ; a part interest**

[57] **CLAIM**

The ornamental design for a bumper unit, as shown and described.

[**] Term: **14 Years**

DESCRIPTION

[21] Appl. No.: **830,279**

FIG. 1 is a front side perspective view of a bumper unit showing our new design;
FIG. 2 is a left side elevational view thereof;
FIG. 3 is a right side elevational view thereof;
FIG. 4 is a top plan view thereof;
FIG. 5 is a front elevational view thereof;
FIG. 6 is a rear elevational view thereof; and,
FIG. 7 is a bottom plan view thereof.

[22] Filed: **Feb. 4, 1992**

[52] U.S. Cl. **D12/169**

[58] Field of Search D12/169; 293/102, 117

[56] **References Cited**

U.S. PATENT DOCUMENTS

D. 238,773 2/1976 Cline D12/169
D. 245,774 9/1977 Norris D12/169
D. 259,556 6/1981 Norris D12/169

The broken line showing of a pickup truck in FIG. 1 of the drawing is for illustrative purposes only and forms no part of the claimed design.




FIG. 1

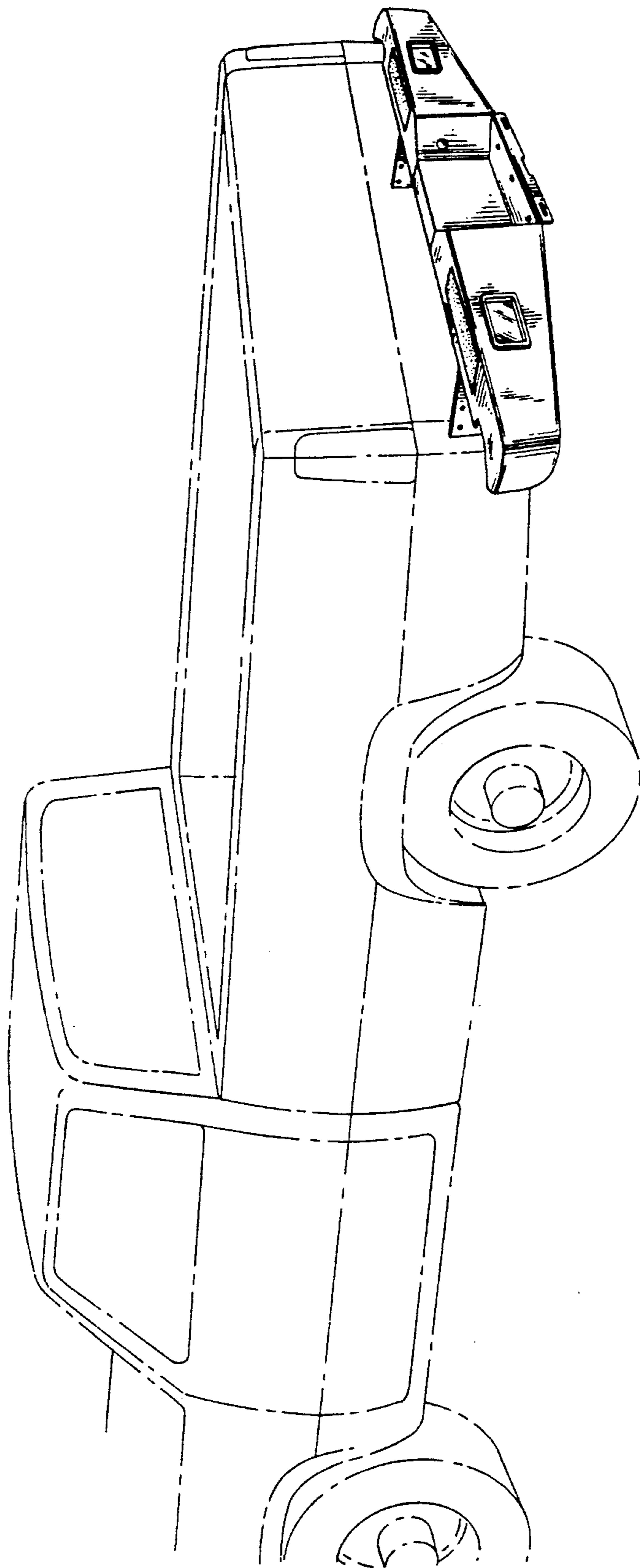


FIG. 3

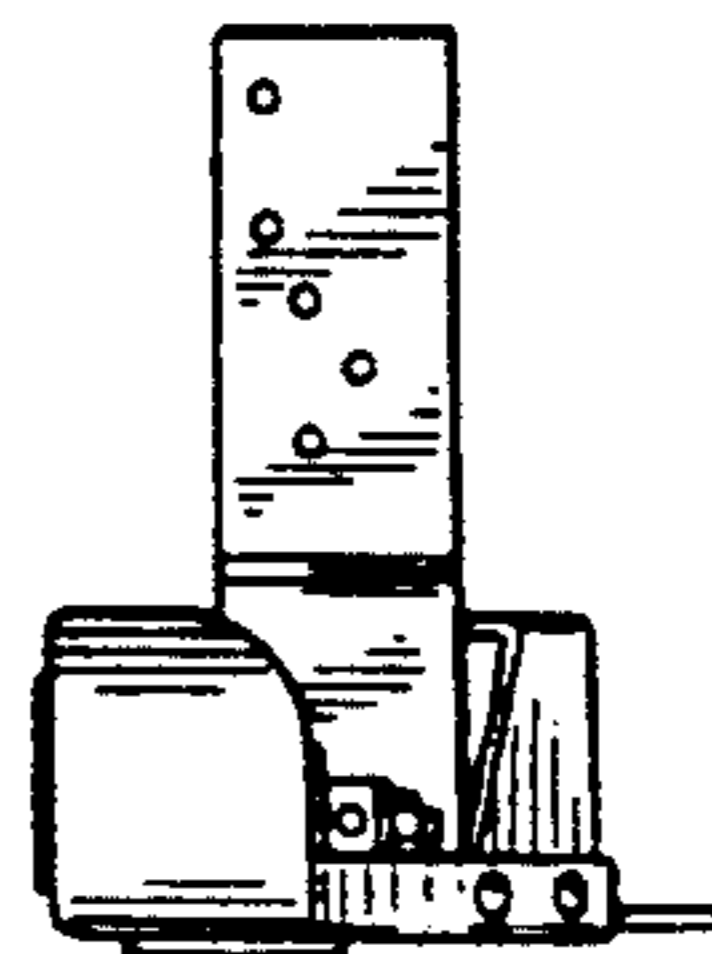


FIG. 2

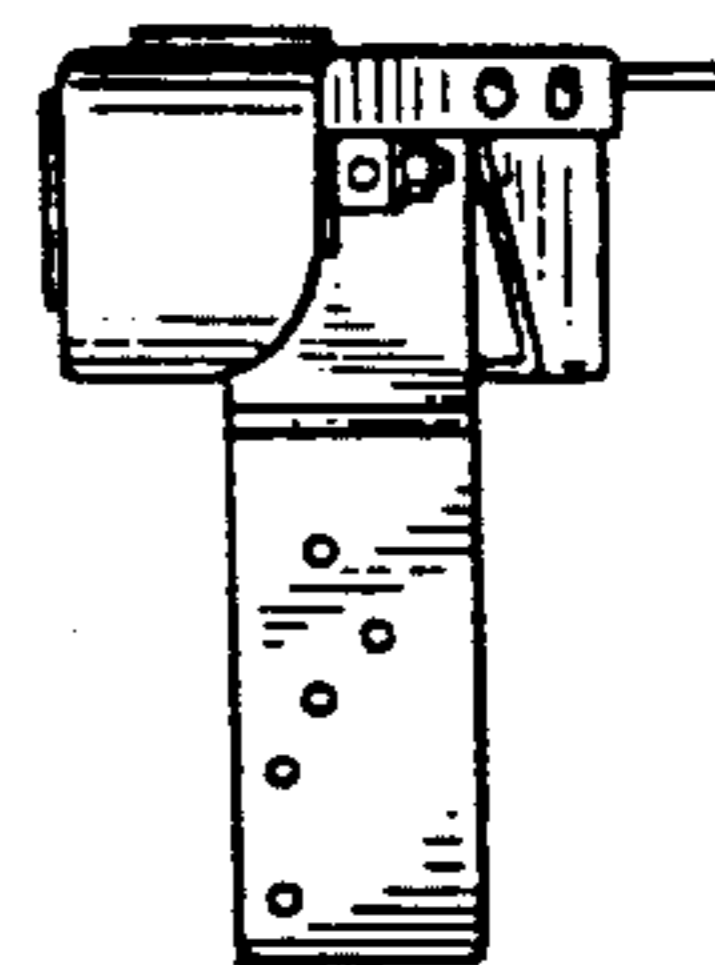


FIG. 4

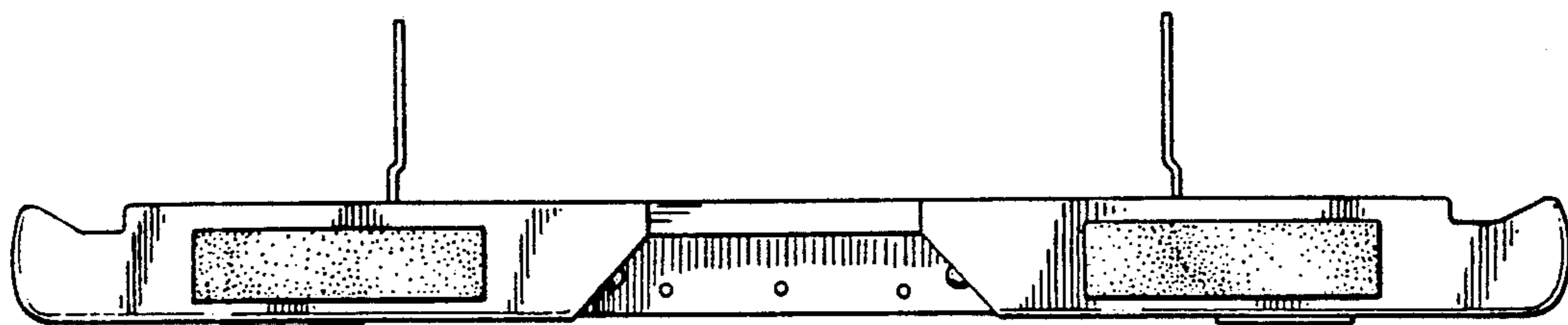


FIG. 5

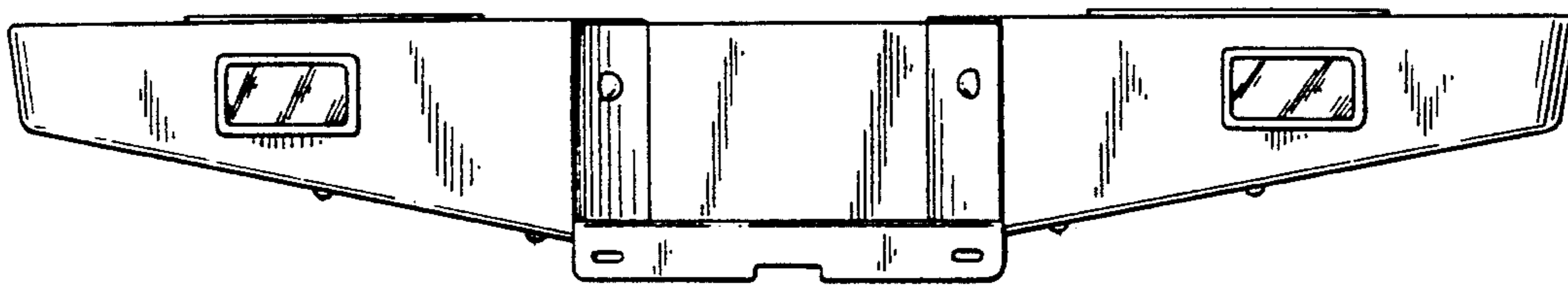


FIG. 6




FIG. 7

