



US00D340897S

# United States Patent [19]

[11] Patent Number: **Des. 340,897**

**Kuroda**

[45] Date of Patent: **\*\* Nov. 2, 1993**

[54] **AUTOMOBILE TIRE**

### FOREIGN PATENT DOCUMENTS

[75] Inventor: **Yutaka Kuroda, Kobe, Japan**

1178006 7/1989 Japan ..... 152/209 D

[73] Assignee: **Sumitomo Rubber Industries, Ltd.,  
Kobe, Japan**

### OTHER PUBLICATIONS

[\*\*] Term: **14 Years**

“Bridgestone Potenza RE71R (VR & ZR Rated) B-T-L-SB-RP-45-50-55-60-PM-M-RD.” 1992 Tread Design Guide, A Beneet Garfield Publication, pp. 19.

[21] Appl. No.: **903,181**

*Primary Examiner*—James M. Gandy  
*Attorney, Agent, or Firm*—Cushman, Darby & Cushman

[22] Filed: **Jun. 25, 1992**

### [57] CLAIM

### [30] Foreign Application Priority Data

Dec. 26, 1991 [JP] Japan ..... 3-39931

[52] U.S. Cl. .... **D12/147**

[58] Field of Search ..... D12/145-151;  
152/209 R, 209 D

The ornamental design for an automobile tire, as shown and described.

### DESCRIPTION

### [56] References Cited

#### U.S. PATENT DOCUMENTS

D. 287,236 12/1986 Yonekura et al. .... D12/147

D. 304,435 11/1989 Himuro et al. .... D12/146

FIG. 1 is a front perspective view of an automobile tire showing my new design, it being understood that the tread design is repeated uniformly throughout the circumference of the tire and the opposite side is the same as that shown;

FIG. 2 is a front elevational view thereof;

FIG. 3 is a top plan view thereof;

FIG. 4 is a rear elevational view thereof;

FIG. 5 is a left side elevational view thereof; and,

FIG. 6 is a right side elevational view thereof.



FIG. 1



FIG. 2

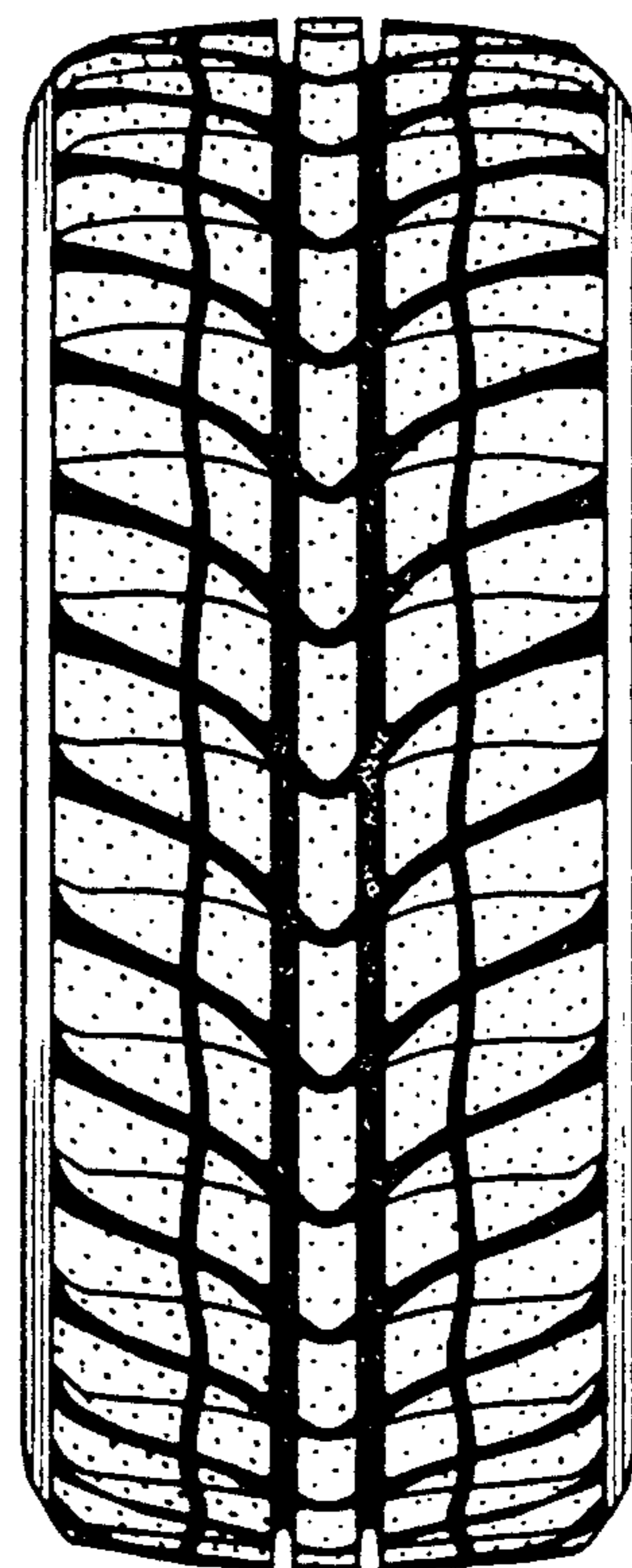


FIG. 3

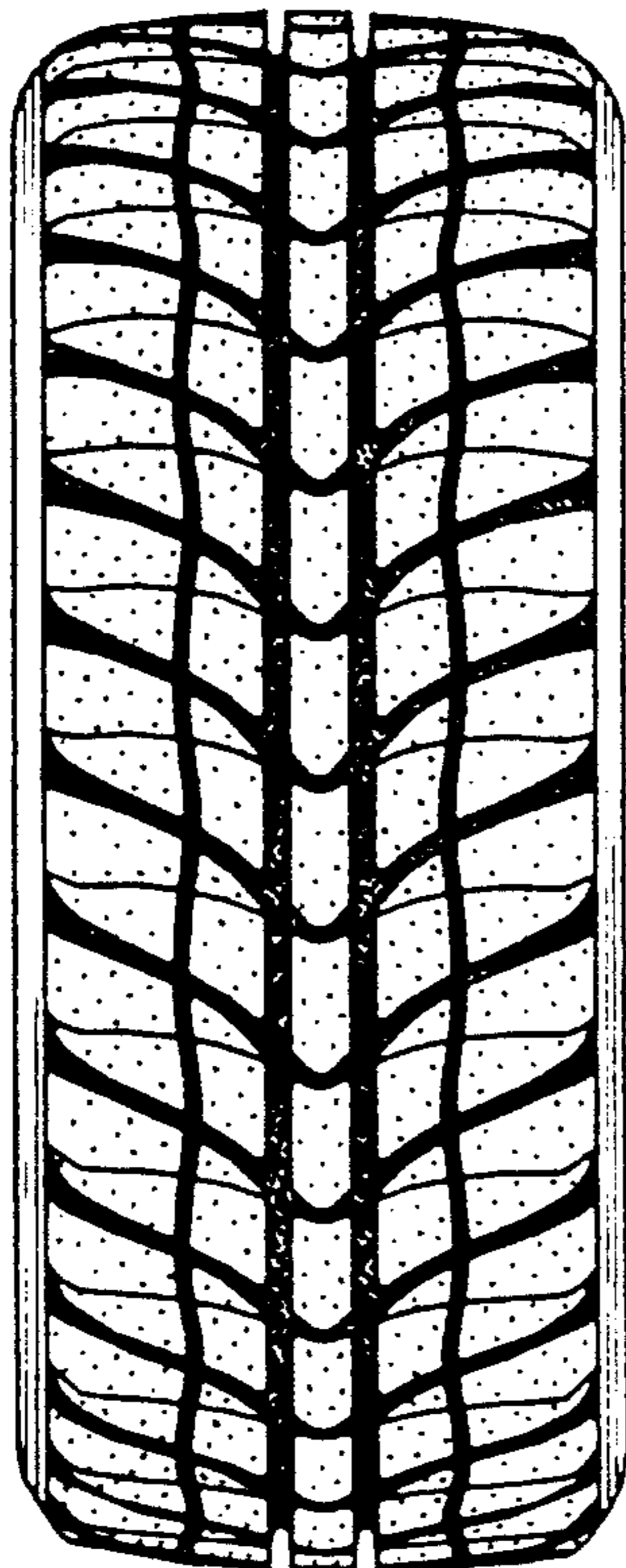
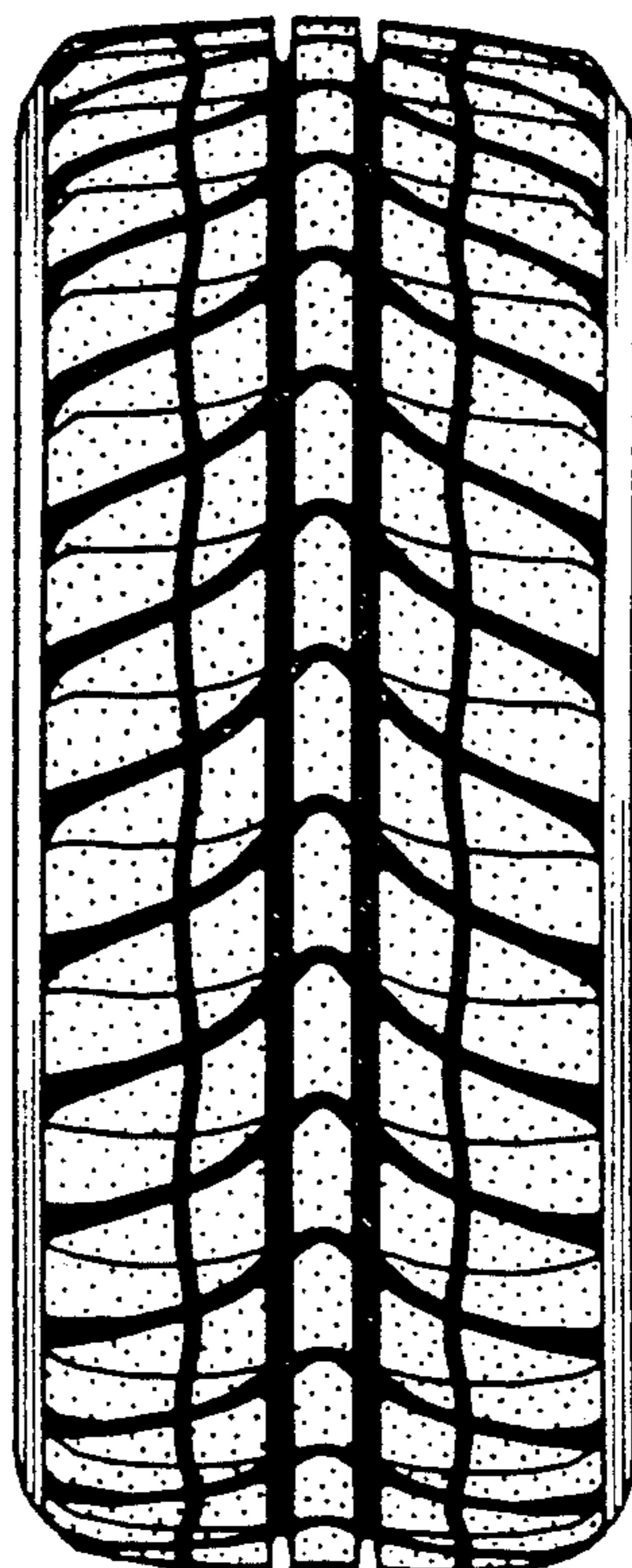
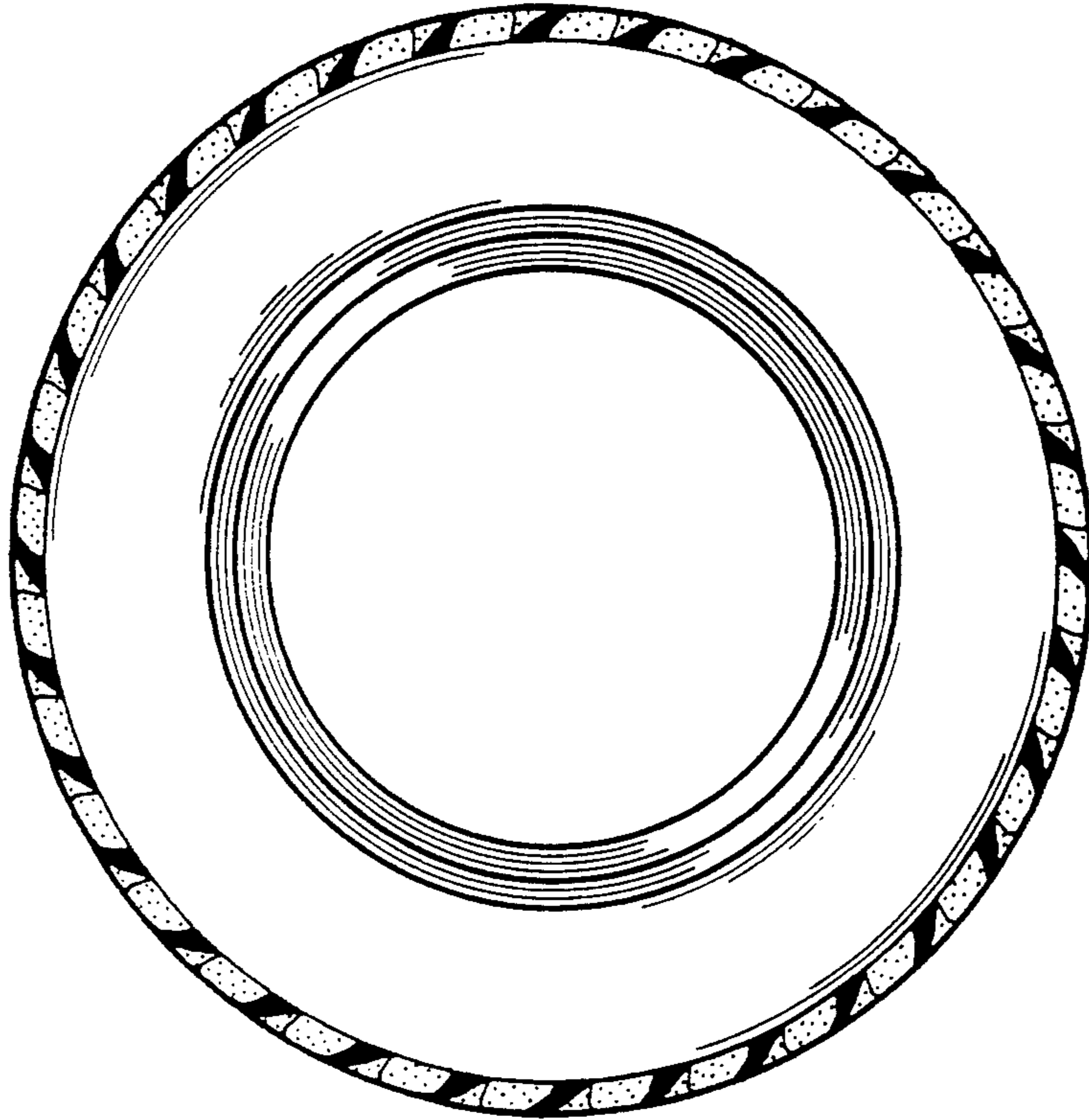


FIG. 4



*FIG. 5*



*FIG. 6*

